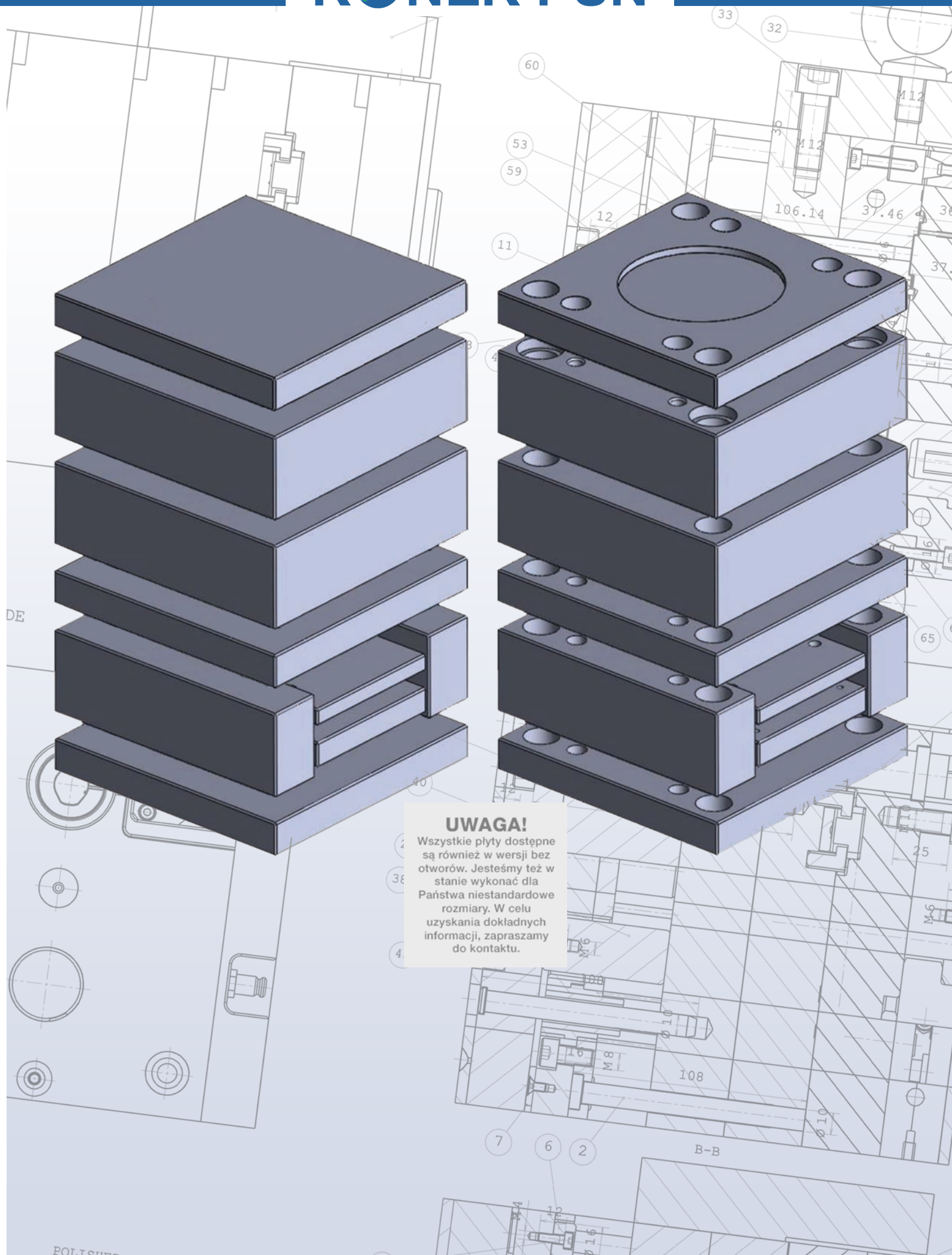


# MOLD BASES PŁYTY DO FORM



**UWAGA!**

Wszystkie płyty dostępne są również w wersji bez otworów. Jesteśmy też w stanie wykonać dla Państwa niestandardowe rozmiary. W celu uzyskania dokładnych informacji, zapraszamy do kontaktu.

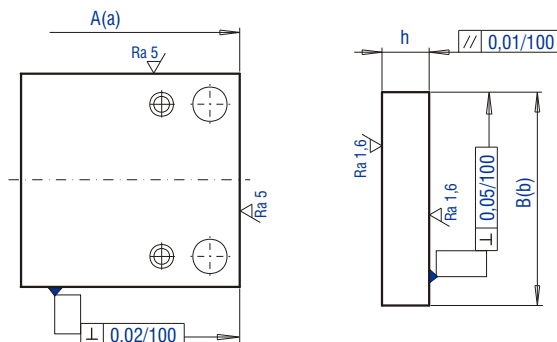
## CHARAKTERYSTYKA I RODZAJE STALI

Oznaczenia stali	1.1730	1.2312	1.2162	1.2311
Skład chemiczny	C=0,45 Si=0,30 Mn=0,70	C=0,40 Mn=1,50 Cr=2,00 S=0,07 Mo=0,20	C=0,21 Cr=1,20 Mn=1,30	C=0,40 Cr=2,00 Mn=1,50 Mo=0,20
Wytrzymałość na rozciąganie (Rm)	max. 650 N/mm <sup>2</sup>	max. 1100 N/mm <sup>2</sup>	max. 710 N/mm <sup>2</sup>	max. 1100 N/mm <sup>2</sup>
Twardość	max. 190 HB	max. 345 HB	max. 212 HB	max. 325 HB
Charakterystyka	Stal konstrukcyjna na nie hartowane płyty do form	Dobra obrabialność ze względu na dodatek siarki. Na wszystkie elementy form wtryskowych, które wymagają dużej wytrzymałości bez dodatkowej obróbki cieplnej.	Stal do nawęglania, dobrze obrabialna. Wykorzystanie tej stali zapewnia wysoką odporność na ścieranie powierzchni i dużą wytrzymałość rdzenia.	Odporna na obciążenia dynamiczne. Stosowana na wkładki matrycowe do form, którym stawiane są wysokie wymagania dot. jakości powierzchni.

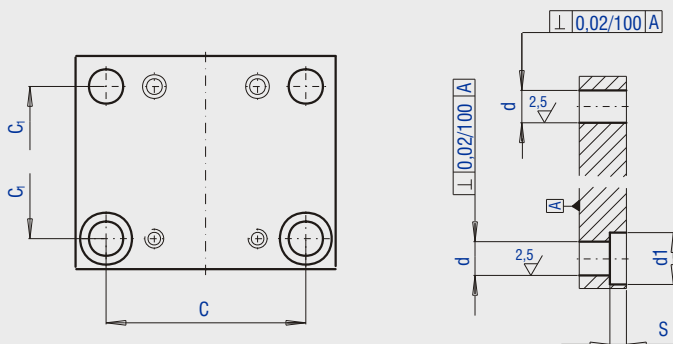
Oznaczenia stali	1.2083	1.2343	1.2767	1.2738 (odpow. Toolex33)
Skład chemiczny	C=0,42 Cr=13,0	C=0,39 Si=1,10 Cr=5,20 Mo=1,50 V=0,40	C=0,45 Cr=1,40 Mo=0,30 Ni=4,1	C=0,23 Si=0,9 Mn=0,8 Cr=1,1 Mo=0,3
Wytrzymałość na rozciąganie (Rm)	max. 760 N/mm <sup>2</sup>	max. 780 N/mm <sup>2</sup>	max. 880 N/mm <sup>2</sup>	max. 1080 N/mm <sup>2</sup>
Twardość	max. 225 HB	max. 229 HB	max. 260 HB	max. 310 HB
Charakterystyka	Stal odporna na korozję w stanie utwardzonym. Małe zniekształcenia po hartowaniu przy wysokiej twardości. Stosowana na płyty i wkładki formujące dla form PVC.	Duża wytrzymałość w podwyższonej temperaturze. Najwyższa udarność i stabilność wymiarowa po hartowaniu. Zastosowanie na płyty i wkładki formujące.	Najwyższa udarność i stabilność wymiarowa. Nadaje się na płyty i wkładki formujące do form. Ze względu na skład chemiczny idealna do polerowania.	Nowoczesny zamiennik stali 1.2311 i 1.2312. Wyższa szybkość skrawania poprawia żywotność narzędzi, doskonale nadaje się do obróbki mechanicznej. Optymalny przy obróbce HSM.

## OBRYSY I PŁASZCZYZNY NASZYCH PŁYT

A(a), B(b)	tolerancje
≤ 496	± 0,10
> 496 ÷ 996	± 0,15
A(a), B(b)	tolerancje h
≤ 496	+0,15/+0,30
> 496 ÷ 996	+0,20/+0,40
h	tolerancje
	0,00/+0,05

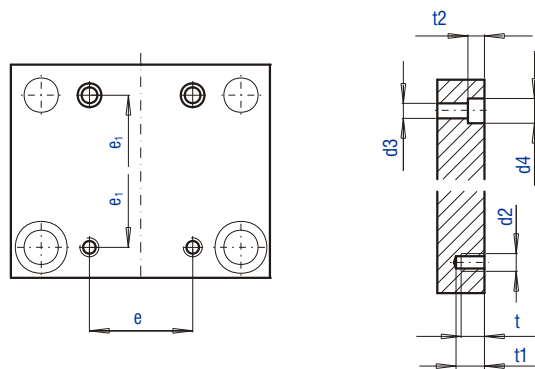


## OTWORY DLA SŁUPÓW I TULEI



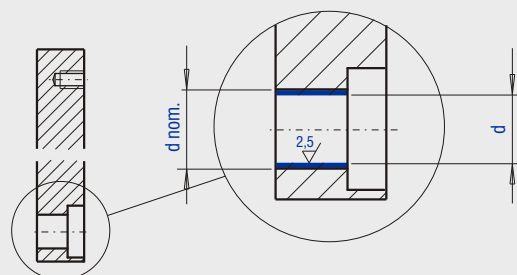
parametry	zakres wym.	tolerancje
d	14	+0,018
	20 ÷ 30	+0,021
	> 30 ÷ 42	+0,025
	> 42 ÷ 54	+0,030
C ; C <sub>1</sub>	75 ÷ 180	± 0,010
	> 180 ÷ 315	± 0,012
	> 315 ÷ 500	± 0,015
	> 500 ÷ 892	± 0,018
		± 0,018
d1	16,5 ÷ 61	+ 0,500
S	3,3 ÷ 10,3	+ 0,200

## OTWORY ŚRUB MOCUJĄCYCH

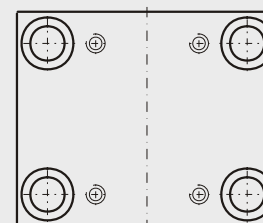


d2	M-	M4	M6	M8	M10	M12	M16	M20
	∅	4	6	8	10	12	16	20
d3	∅	4,3	6,6	9	11	14	18	22
	Tol.	+0,18	+0,22	+0,22	+0,27	+0,27	+0,27	+0,33
d4	∅		11	15	18	20	26	33
	Tol.		+0,27	+0,27	+0,27	+0,33	+0,33	+0,39
t1	Tol.	0,5						
t2	Tol.	0,5						
t min.		7	9	14	15	18	26	32
e ; e <sub>1</sub>		≤ 120						
		> 140 ÷ 400						
		> 400 ÷ 774						
		± 0,20						
		± 0,25						
		± 0,35						

## PŁYTY PSW-220

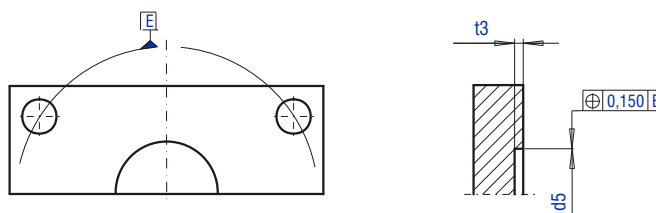


d nom.	d
14	13,7 <sup>-0,10</sup>
20	19,6 <sup>-0,10</sup>
26	25,5 <sup>-0,10</sup>
30	29,4 <sup>-0,10</sup>
42	41,3 <sup>-0,10</sup>
54	53,2 <sup>-0,10</sup>



## OTWORY CENTRUJĄCE

parametr	wymiar	tolerancje
d5	90	+0,035
t3	4	+0,250



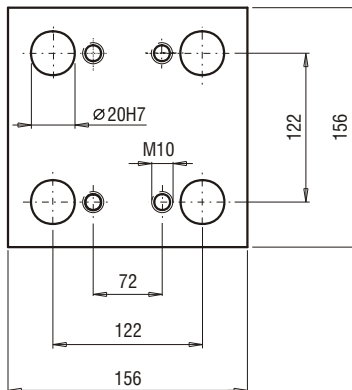
## PŁYTY DO FORM

# 156x156

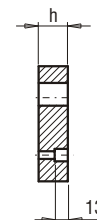
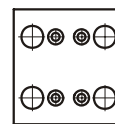
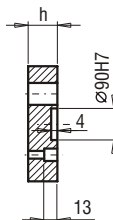
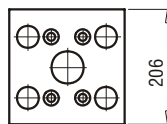
## NUMER 1

### UWAGA!

Wszystkie płyty dostępne są również w wersji bez otworów. Jesteśmy też w stanie wykonać dla Państwa niestandardowe rozmiary. W celu uzyskania dokładnych informacji, zapraszamy do kontaktu.



PSW-130  
PSW-140



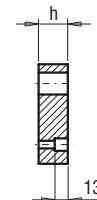
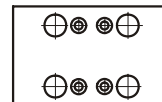
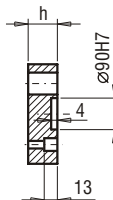
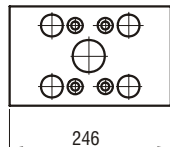
h	1.1730	1.2312
22	<input type="checkbox"/>	<input type="checkbox"/>
27	<input type="checkbox"/>	<input type="checkbox"/>

PSW-140/206x156

h	1.1730	1.2312
22	<input type="checkbox"/>	<input type="checkbox"/>
27	<input type="checkbox"/>	<input type="checkbox"/>

PSW-130/206x156

PSW-150  
PSW-160



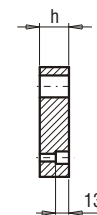
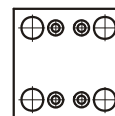
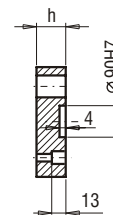
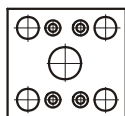
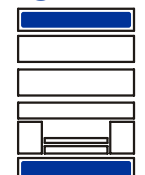
h	1.1730	1.2312
22	<input type="checkbox"/>	<input type="checkbox"/>
27	<input type="checkbox"/>	<input type="checkbox"/>

PSW-160/156x246

h	1.1730	1.2312
22	<input type="checkbox"/>	<input type="checkbox"/>
27	<input type="checkbox"/>	<input type="checkbox"/>

PSW-150/156x246

PSW-110  
PSW-120



h	1.1730	1.2312
17	<input type="checkbox"/>	<input type="checkbox"/>
22	<input type="checkbox"/>	<input type="checkbox"/>

PSW-120/156x156

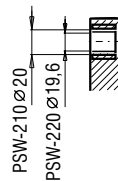
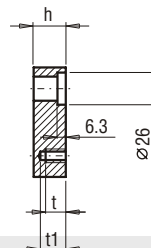
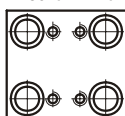
h	1.1730	1.2312
17	<input type="checkbox"/>	<input type="checkbox"/>
22	<input type="checkbox"/>	<input type="checkbox"/>

PSW-110/156x156

PSW-210  
PSW-220



h=17 t=17  
h=22 t=22  
h=27 t=27  
h≥36 t=22 t1=27



h	1.1730	1.2312	1.2311
17	<input type="checkbox"/>	<input type="checkbox"/>	<input checked="" type="checkbox"/>
22	<input type="checkbox"/>	<input checked="" type="checkbox"/>	<input checked="" type="checkbox"/>
27	<input type="checkbox"/>	<input checked="" type="checkbox"/>	<input checked="" type="checkbox"/>
36	<input type="checkbox"/>	<input checked="" type="checkbox"/>	<input checked="" type="checkbox"/>
46	<input type="checkbox"/>	<input checked="" type="checkbox"/>	<input checked="" type="checkbox"/>
56	<input type="checkbox"/>	<input checked="" type="checkbox"/>	<input checked="" type="checkbox"/>
66	<input type="checkbox"/>	<input checked="" type="checkbox"/>	<input checked="" type="checkbox"/>
76	<input type="checkbox"/>	<input checked="" type="checkbox"/>	<input checked="" type="checkbox"/>
86	<input type="checkbox"/>	<input checked="" type="checkbox"/>	<input checked="" type="checkbox"/>

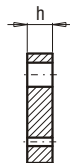
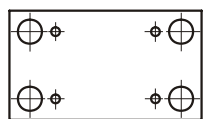
PSW-220/156x156  
 PSW-210/156x156

## PŁYTY DO FORM

156x156

## NUMER

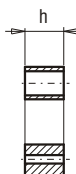
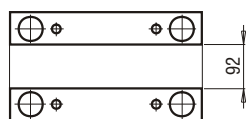
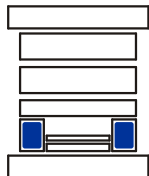
## PSW-310



PSW-310/156x156

h	1.1730	1.2312
27	<input type="checkbox"/>	<input type="checkbox"/>
36	<input type="checkbox"/>	<input type="checkbox"/>
46	<input type="checkbox"/>	<input type="checkbox"/>
56	<input type="checkbox"/>	<input type="checkbox"/>

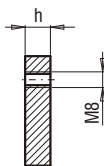
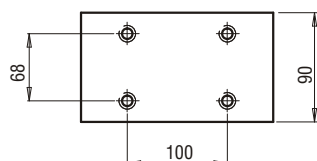
## PSW-410



PSW-410/32x156

h	1.1730
46	<input type="checkbox"/>
56	<input type="checkbox"/>
76	<input type="checkbox"/>

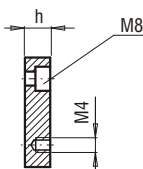
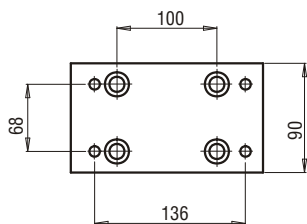
## PSW-510



PSW-510/90x156

h	1.1730
9	<input type="checkbox"/>

## PSW-610



PSW-610/90x156

h	1.1730	1.2312
17	<input type="checkbox"/>	<input type="checkbox"/>

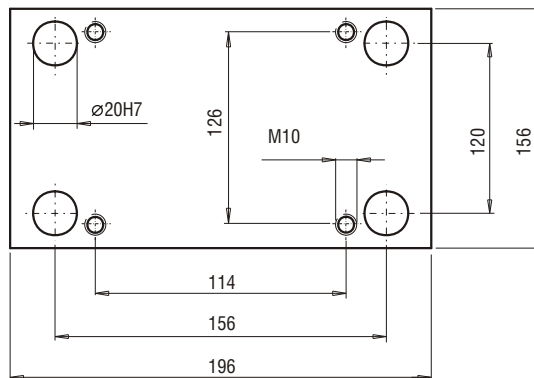
## PŁYTY DO FORM

# 156x196

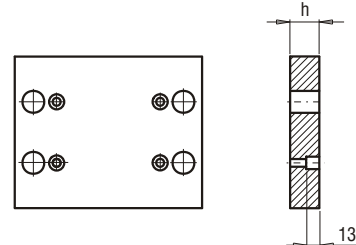
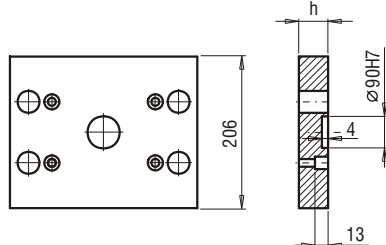
## NUMER 2

### UWAGA!

Wszystkie płyty dostępne są również w wersji bez otworów. Jesteśmy też w stanie wykonać dla Państwa niestandardowe rozmiary. W celu uzyskania dokładnych informacji, zapraszamy do kontaktu.



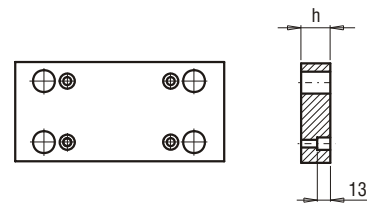
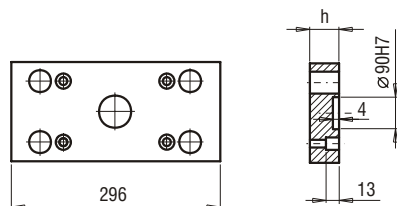
PSW-130  
PSW-140



	h	1.1730	1.2312
PSW-140/206x196	22	<input type="checkbox"/>	<input type="checkbox"/>
	27	<input type="checkbox"/>	<input type="checkbox"/>

	h	1.1730	1.2312
PSW-130/206x196	22	<input type="checkbox"/>	<input type="checkbox"/>
	27	<input type="checkbox"/>	<input type="checkbox"/>

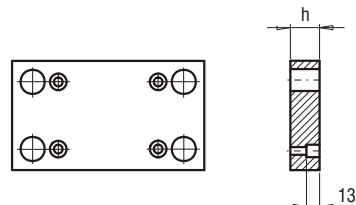
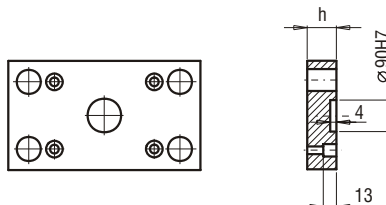
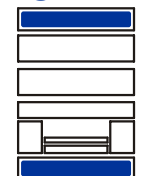
PSW-150  
PSW-160



	h	1.1730	1.2312
PSW-160/156x296	22	<input type="checkbox"/>	<input type="checkbox"/>
	27	<input type="checkbox"/>	<input type="checkbox"/>

	h	1.1730	1.2312
PSW-150/156x296	22	<input type="checkbox"/>	<input type="checkbox"/>
	27	<input type="checkbox"/>	<input type="checkbox"/>

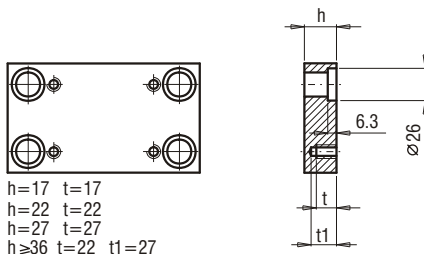
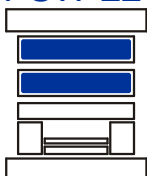
PSW-110  
PSW-120



	h	1.1730	1.2312
PSW-120/156x196	17	<input type="checkbox"/>	<input type="checkbox"/>
	22	<input type="checkbox"/>	<input type="checkbox"/>

	h	1.1730	1.2312
PSW-110/156x196	17	<input type="checkbox"/>	<input type="checkbox"/>
	22	<input type="checkbox"/>	<input type="checkbox"/>

PSW-210  
PSW-220



h=17 t=17  
h=22 t=22  
h=27 t=27  
h≥36 t=22 t1=27

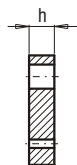
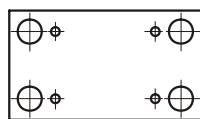
	h	1.1730	1.2312	1.2311
PSW-210 ø20	17	<input type="checkbox"/>	<input checked="" type="checkbox"/>	<input checked="" type="checkbox"/>
PSW-220 ø19,6	22	<input type="checkbox"/>	<input type="checkbox"/>	<input type="checkbox"/>
	27	<input type="checkbox"/>	<input type="checkbox"/>	<input type="checkbox"/>
	36	<input type="checkbox"/>	<input checked="" type="checkbox"/>	<input checked="" type="checkbox"/>
	46	<input type="checkbox"/>	<input checked="" type="checkbox"/>	<input checked="" type="checkbox"/>
	56	<input type="checkbox"/>	<input checked="" type="checkbox"/>	<input checked="" type="checkbox"/>
	66	<input type="checkbox"/>	<input checked="" type="checkbox"/>	<input checked="" type="checkbox"/>
	76	<input type="checkbox"/>	<input checked="" type="checkbox"/>	<input checked="" type="checkbox"/>
	86	<input type="checkbox"/>	<input checked="" type="checkbox"/>	<input checked="" type="checkbox"/>

- PSW-220/156x196
- PSW-210/156x196

## PŁYTY DO FORM

## 156x196

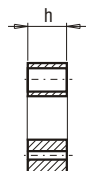
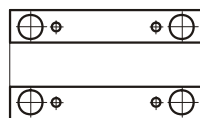
## PSW-310



PSW-310/156x196

h	1.1730	1.2312
27	<input type="checkbox"/>	<input type="checkbox"/>
36	<input type="checkbox"/>	<input type="checkbox"/>
46	<input type="checkbox"/>	<input type="checkbox"/>
56	<input type="checkbox"/>	<input type="checkbox"/>

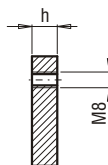
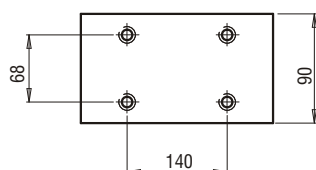
## PSW-410



PSW-410/32x196

h	1.1730
46	<input type="checkbox"/>
56	<input type="checkbox"/>
76	<input type="checkbox"/>

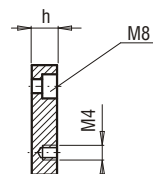
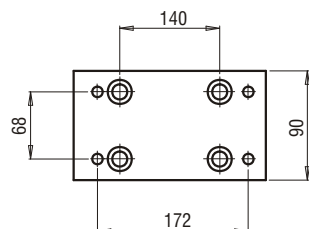
## PSW-510



PSW-510/90x196

h	1.1730
9	<input type="checkbox"/>

## PSW-610



PSW-610/90x196

h	1.1730	1.2312
17	<input type="checkbox"/>	<input type="checkbox"/>



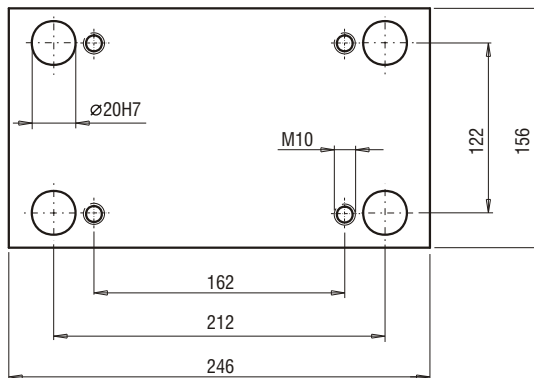
## PŁYTY DO FORM

# 156x246

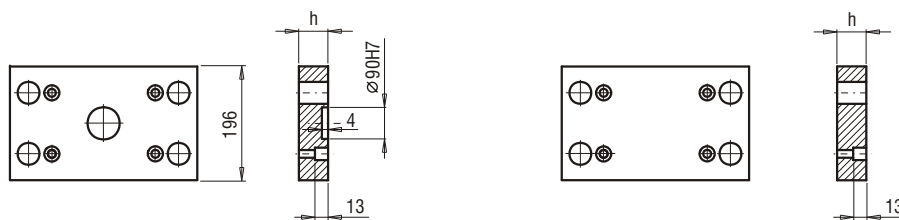
## NUMER 3

### UWAGA!

Wszystkie płyty dostępne są również w wersji bez otworów. Jesteśmy też w stanie wykonać dla Państwa niestandardowe rozmiary. W celu uzyskania dokładnych informacji, zapraszamy do kontaktu.



PSW-130  
PSW-140



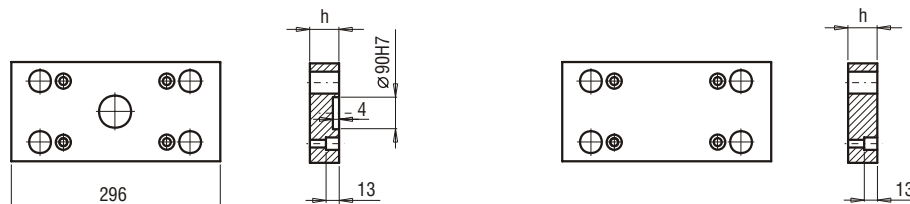
PSW-140/196x246

h	1.1730	1.2312
22	<input type="checkbox"/>	<input type="checkbox"/>
27	<input type="checkbox"/>	<input type="checkbox"/>

PSW-130/196x246

h	1.1730	1.2312
22	<input type="checkbox"/>	<input type="checkbox"/>
27	<input type="checkbox"/>	<input type="checkbox"/>

PSW-150  
PSW-160



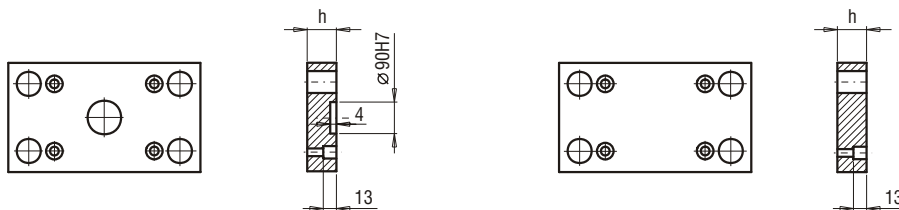
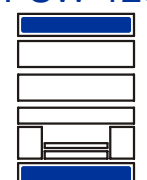
PSW-160/156x296

h	1.1730	1.2312
22	<input type="checkbox"/>	<input type="checkbox"/>
27	<input type="checkbox"/>	<input type="checkbox"/>

PSW-150/156x296

h	1.1730	1.2312
22	<input type="checkbox"/>	<input type="checkbox"/>
27	<input type="checkbox"/>	<input type="checkbox"/>

PSW-110  
PSW-120



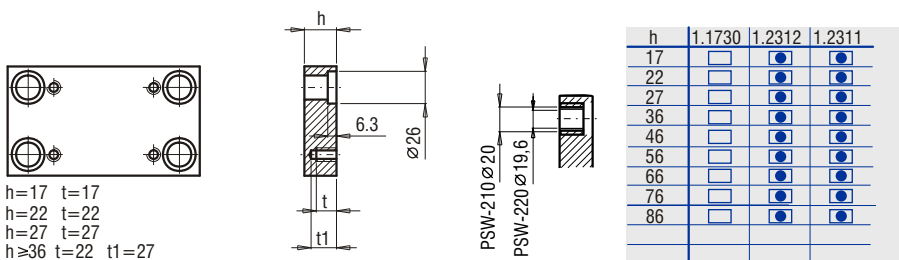
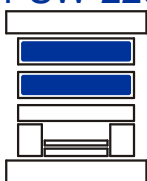
PSW-120/156x246

h	1.1730	1.2312
17	<input type="checkbox"/>	<input type="checkbox"/>
22	<input type="checkbox"/>	<input type="checkbox"/>

PSW-110/156x246

h	1.1730	1.2312
17	<input type="checkbox"/>	<input type="checkbox"/>
22	<input type="checkbox"/>	<input type="checkbox"/>

PSW-210  
PSW-220



h=17 t=17  
h=22 t=22  
h=27 t=27  
h≥36 t=22 t1=27

PSW-210  $\varnothing 20$   
PSW-220  $\varnothing 19.6$

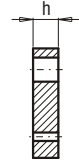
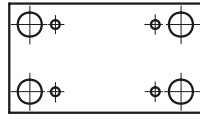
h	1.1730	1.2312	1.2311
17	<input type="checkbox"/>	<input type="checkbox"/>	<input checked="" type="checkbox"/>
22	<input type="checkbox"/>	<input type="checkbox"/>	<input checked="" type="checkbox"/>
27	<input type="checkbox"/>	<input type="checkbox"/>	<input checked="" type="checkbox"/>
36	<input type="checkbox"/>	<input type="checkbox"/>	<input checked="" type="checkbox"/>
46	<input type="checkbox"/>	<input type="checkbox"/>	<input checked="" type="checkbox"/>
56	<input type="checkbox"/>	<input type="checkbox"/>	<input checked="" type="checkbox"/>
66	<input type="checkbox"/>	<input type="checkbox"/>	<input checked="" type="checkbox"/>
76	<input type="checkbox"/>	<input type="checkbox"/>	<input checked="" type="checkbox"/>
86	<input type="checkbox"/>	<input type="checkbox"/>	<input checked="" type="checkbox"/>

PSW-220/156x246  
 PSW-210/156x246

## PŁYTY DO FORM

## 156x246

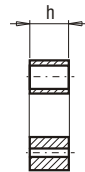
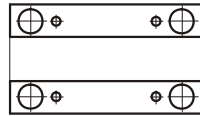
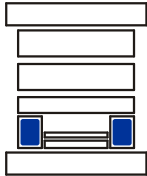
## PSW-310



PSW-310/156x246

h	1.1730	1.2312
27	<input type="checkbox"/>	<input type="checkbox"/>
36	<input type="checkbox"/>	<input type="checkbox"/>
46	<input type="checkbox"/>	<input type="checkbox"/>
56	<input type="checkbox"/>	<input type="checkbox"/>

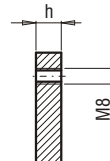
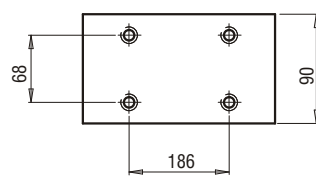
## PSW-410



PSW-410/32x246

h	1.1730
46	<input type="checkbox"/>
56	<input type="checkbox"/>
76	<input type="checkbox"/>

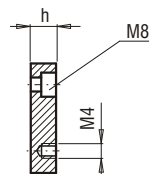
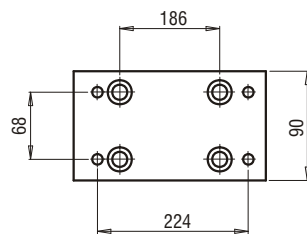
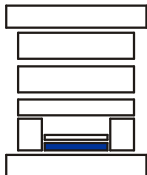
## PSW-510



PSW-510/90x246

h	1.1730
9	<input type="checkbox"/>

## PSW-610



PSW-610/90x246

h	1.1730	1.2312
17	<input type="checkbox"/>	<input type="checkbox"/>

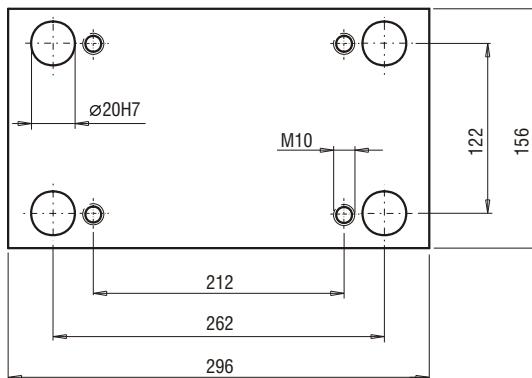
## PŁYTY DO FORM

# 156x296

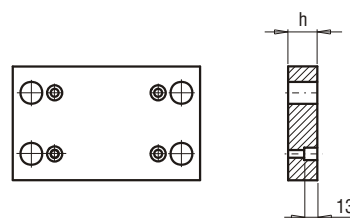
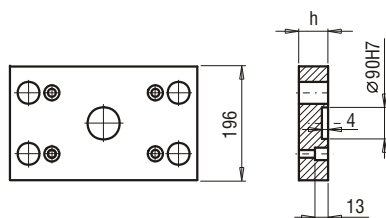
## NUMER 4

### UWAGA!

Wszystkie płyty dostępne są również w wersji bez otworów. Jesteśmy też w stanie wykonać dla Państwa niestandardowe rozmiary. W celu uzyskania dokładnych informacji, zapraszamy do kontaktu.



PSW-130  
PSW-140



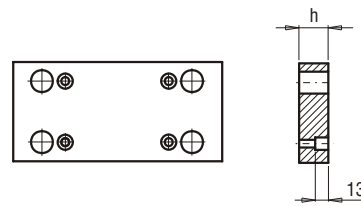
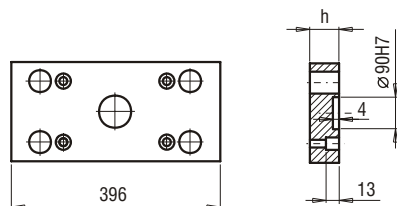
h	1.1730	1.2312
27	<input type="checkbox"/>	<input type="checkbox"/>

PSW-140/196x296

h	1.1730	1.2312
27	<input type="checkbox"/>	<input type="checkbox"/>

PSW-130/196x296

PSW-150  
PSW-160



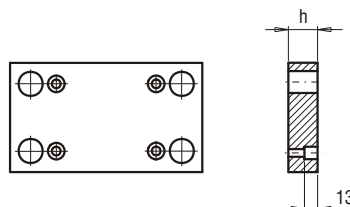
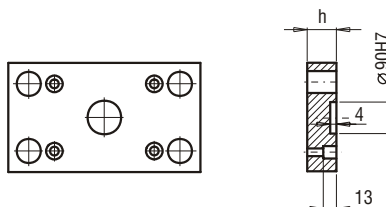
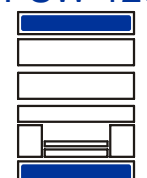
h	1.1730	1.2312
27	<input type="checkbox"/>	<input type="checkbox"/>

PSW-160/156x396

h	1.1730	1.2312
27	<input type="checkbox"/>	<input type="checkbox"/>

PSW-150/156x396

PSW-110  
PSW-120



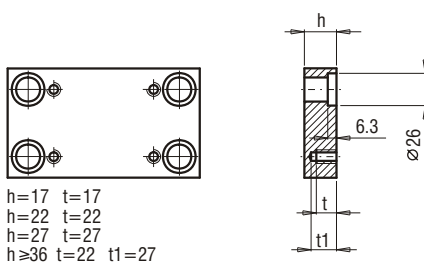
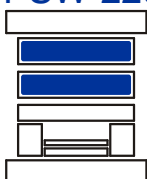
h	1.1730	1.2312
22	<input type="checkbox"/>	<input type="checkbox"/>

PSW-120/156x296

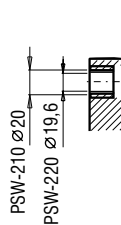
h	1.1730	1.2312
22	<input type="checkbox"/>	<input type="checkbox"/>

PSW-110/156x296

PSW-210  
PSW-220



h=17 t=17  
h=22 t=22  
h=27 t=27  
h≥36 t=22 t1=27



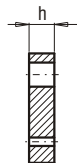
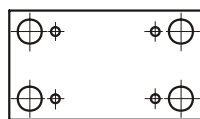
h	1.1730	1.2312	1.2311
17	<input type="checkbox"/>	<input checked="" type="checkbox"/>	<input checked="" type="checkbox"/>
22	<input type="checkbox"/>	<input checked="" type="checkbox"/>	<input checked="" type="checkbox"/>
27	<input type="checkbox"/>	<input checked="" type="checkbox"/>	<input checked="" type="checkbox"/>
36	<input type="checkbox"/>	<input checked="" type="checkbox"/>	<input checked="" type="checkbox"/>
46	<input type="checkbox"/>	<input checked="" type="checkbox"/>	<input checked="" type="checkbox"/>
56	<input type="checkbox"/>	<input checked="" type="checkbox"/>	<input checked="" type="checkbox"/>
66	<input type="checkbox"/>	<input checked="" type="checkbox"/>	<input checked="" type="checkbox"/>
76	<input type="checkbox"/>	<input checked="" type="checkbox"/>	<input checked="" type="checkbox"/>
86	<input type="checkbox"/>	<input checked="" type="checkbox"/>	<input checked="" type="checkbox"/>

- PSW-220/156x296
- PSW-210/156x296

## PŁYTY DO FORM

## 156x296

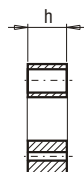
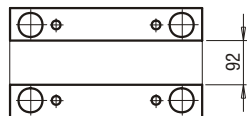
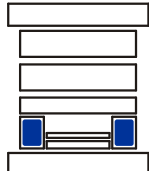
## PSW-310



PSW-310/156x296

h	1.1730	1.2312
27	<input type="checkbox"/>	<input type="checkbox"/>
36	<input type="checkbox"/>	<input type="checkbox"/>
46	<input type="checkbox"/>	<input type="checkbox"/>
56	<input type="checkbox"/>	<input type="checkbox"/>

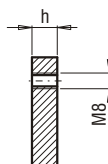
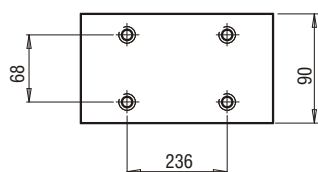
## PSW-410



PSW-410/32x296

h	1.1730
46	<input type="checkbox"/>
56	<input type="checkbox"/>
76	<input type="checkbox"/>

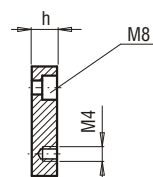
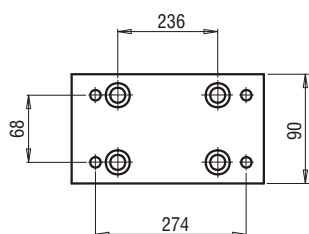
## PSW-510



PSW-510/90x296

h	1.1730
12	<input type="checkbox"/>

## PSW-610



PSW-610/90x296

h	1.1730	1.2312
17	<input type="checkbox"/>	<input type="checkbox"/>

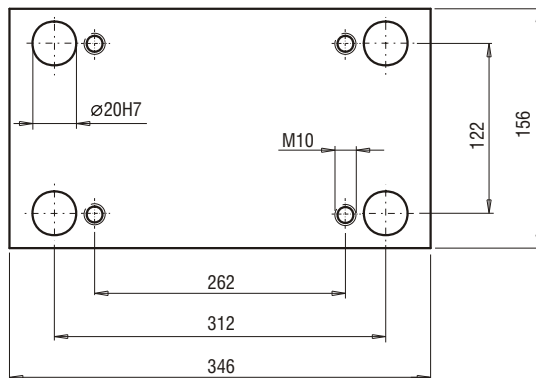
## PŁYTY DO FORM

# 156x346

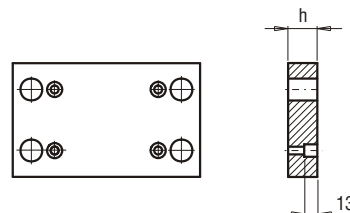
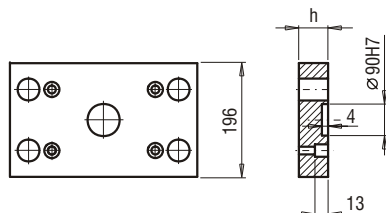
# NUMER 74

### UWAGA!

Wszystkie płyty dostępne są również w wersji bez otworów. Jesteśmy też w stanie wykonać dla Państwa niestandardowe rozmiary. W celu uzyskania dokładnych informacji, zapraszamy do kontaktu.



PSW-130  
PSW-140



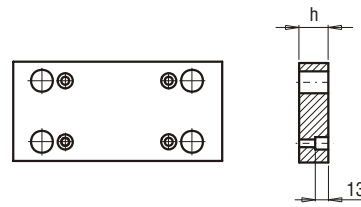
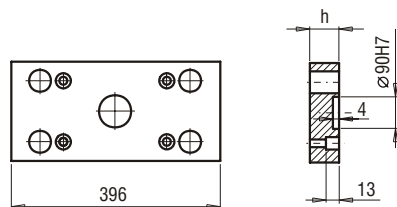
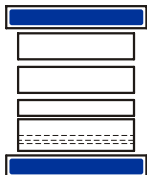
PSW-140/196x346

h	1.1730	1.2312
27	<input type="checkbox"/>	<input type="checkbox"/>

PSW-130/196x346

h	1.1730	1.2312
27	<input type="checkbox"/>	<input type="checkbox"/>

PSW-150  
PSW-160



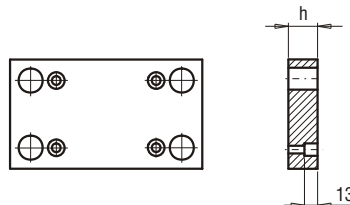
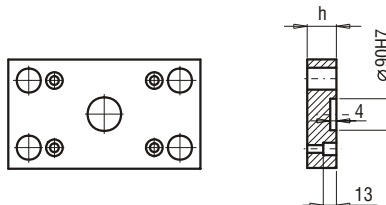
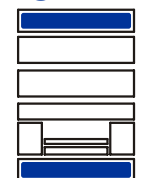
PSW-160/156x396

h	1.1730	1.2312
27	<input type="checkbox"/>	<input type="checkbox"/>

PSW-150/156x396

h	1.1730	1.2312
27	<input type="checkbox"/>	<input type="checkbox"/>

PSW-110  
PSW-120



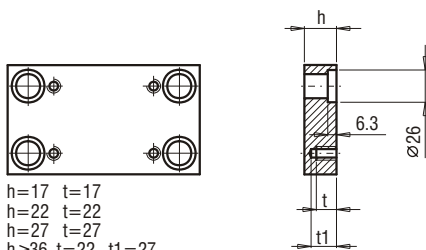
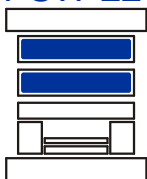
PSW-120/156x346

h	1.1730	1.2312
22	<input type="checkbox"/>	<input type="checkbox"/>

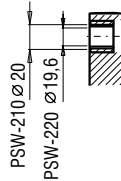
PSW-110/156x346

h	1.1730	1.2312
22	<input type="checkbox"/>	<input type="checkbox"/>
27	<input type="checkbox"/>	<input type="checkbox"/>

PSW-210  
PSW-220



h=17 t=17  
h=22 t=22  
h=27 t=27  
h≥36 t=22 t1=27



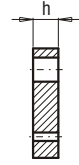
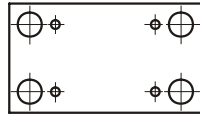
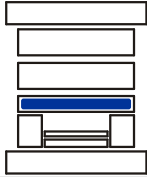
h	1.1730	1.2312	1.2311
17	<input type="checkbox"/>	<input checked="" type="checkbox"/>	<input checked="" type="checkbox"/>
22	<input type="checkbox"/>	<input checked="" type="checkbox"/>	<input checked="" type="checkbox"/>
27	<input type="checkbox"/>	<input checked="" type="checkbox"/>	<input checked="" type="checkbox"/>
36	<input type="checkbox"/>	<input checked="" type="checkbox"/>	<input checked="" type="checkbox"/>
46	<input type="checkbox"/>	<input checked="" type="checkbox"/>	<input checked="" type="checkbox"/>
56	<input type="checkbox"/>	<input checked="" type="checkbox"/>	<input checked="" type="checkbox"/>
66	<input type="checkbox"/>	<input checked="" type="checkbox"/>	<input checked="" type="checkbox"/>
76	<input type="checkbox"/>	<input checked="" type="checkbox"/>	<input checked="" type="checkbox"/>
86	<input type="checkbox"/>	<input checked="" type="checkbox"/>	<input checked="" type="checkbox"/>

- PSW-220/156x346
- PSW-210/156x346

## PŁYTY DO FORM

## 156x346

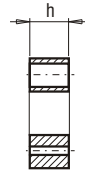
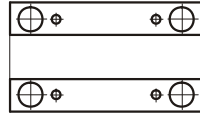
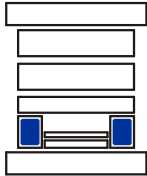
## PSW-310



PSW-310/156x346

h	1.1730	1.2312
27	<input type="checkbox"/>	<input type="checkbox"/>
36	<input type="checkbox"/>	<input type="checkbox"/>
46	<input type="checkbox"/>	<input type="checkbox"/>
56	<input type="checkbox"/>	<input type="checkbox"/>

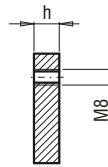
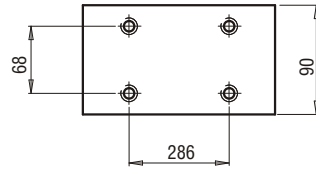
## PSW-410



PSW-410/32x346

h	1.1730
46	<input type="checkbox"/>
56	<input type="checkbox"/>
76	<input type="checkbox"/>

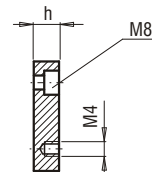
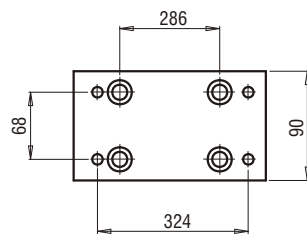
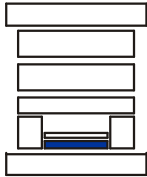
## PSW-510



PSW-510/90x346

h	1.1730
12	<input type="checkbox"/>

## PSW-610



PSW-610/90x346

h	1.1730	1.2312
17	<input type="checkbox"/>	<input type="checkbox"/>

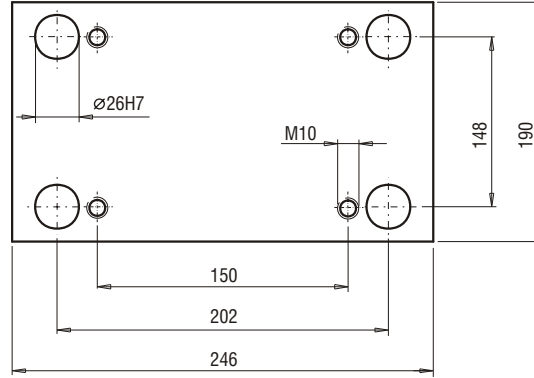
## PŁYTY DO FORM

# 190x246

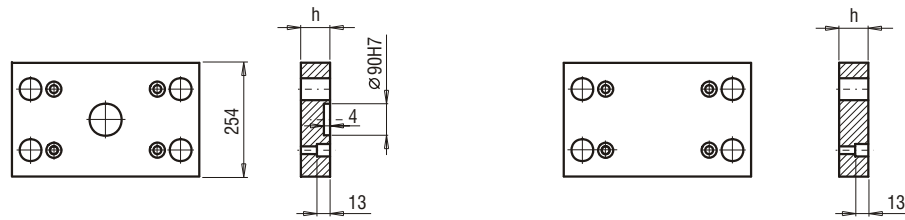
## NUMER 6

### UWAGA!

Wszystkie płyty dostępne są również w wersji bez otworów. Jesteśmy też w stanie wykonać dla Państwa niestandardowe rozmiary. W celu uzyskania dokładnych informacji, zapraszamy do kontaktu.



### PSW-130 PSW-140



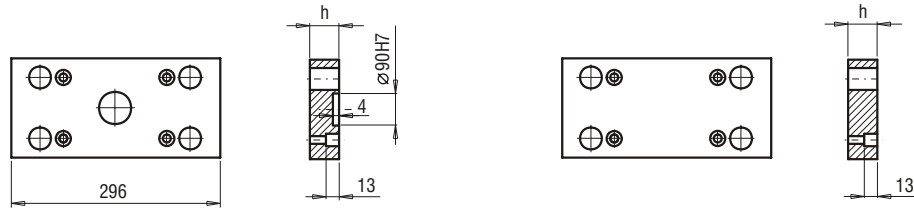
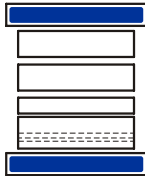
PSW-140/254x246

h	1.1730	1.2312
22	<input type="checkbox"/>	<input type="checkbox"/>
27	<input type="checkbox"/>	<input type="checkbox"/>

PSW-130/254x246

h	1.1730	1.2312
22	<input type="checkbox"/>	<input type="checkbox"/>
27	<input type="checkbox"/>	<input type="checkbox"/>

### PSW-150 PSW-160



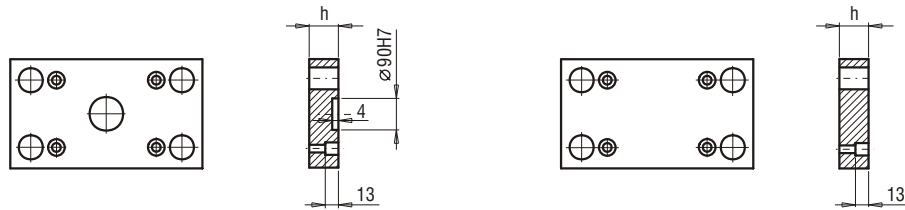
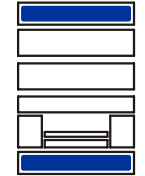
PSW-160/190x296

h	1.1730	1.2312
22	<input type="checkbox"/>	<input type="checkbox"/>
27	<input type="checkbox"/>	<input type="checkbox"/>

PSW-150/190x296

h	1.1730	1.2312
22	<input type="checkbox"/>	<input type="checkbox"/>
27	<input type="checkbox"/>	<input type="checkbox"/>

### PSW-110 PSW-120



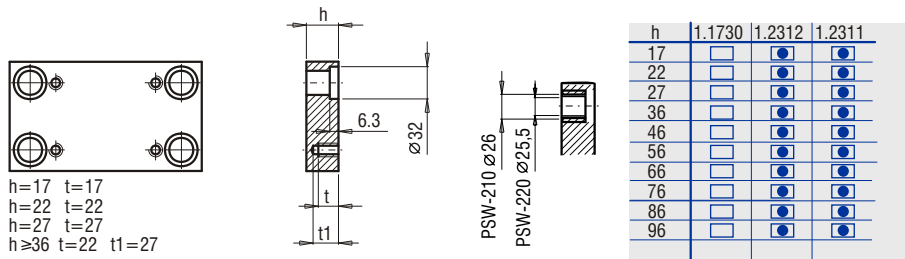
PSW-120/190x246

h	1.1730	1.2312
17	<input type="checkbox"/>	<input type="checkbox"/>
22	<input type="checkbox"/>	<input type="checkbox"/>

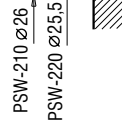
PSW-110/190x246

h	1.1730	1.2312
17	<input type="checkbox"/>	<input type="checkbox"/>
22	<input type="checkbox"/>	<input type="checkbox"/>

### PSW-210 PSW-220



h=17 t=17  
h=22 t=22  
h=27 t=27  
h≥36 t=22 t1=27

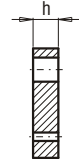
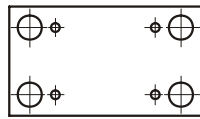


h	1.1730	1.2312	1.2311
17	<input type="checkbox"/>	<input checked="" type="checkbox"/>	<input checked="" type="checkbox"/>
22	<input type="checkbox"/>	<input checked="" type="checkbox"/>	<input checked="" type="checkbox"/>
27	<input type="checkbox"/>	<input checked="" type="checkbox"/>	<input checked="" type="checkbox"/>
36	<input type="checkbox"/>	<input checked="" type="checkbox"/>	<input checked="" type="checkbox"/>
46	<input type="checkbox"/>	<input checked="" type="checkbox"/>	<input checked="" type="checkbox"/>
56	<input type="checkbox"/>	<input checked="" type="checkbox"/>	<input checked="" type="checkbox"/>
66	<input type="checkbox"/>	<input checked="" type="checkbox"/>	<input checked="" type="checkbox"/>
76	<input type="checkbox"/>	<input checked="" type="checkbox"/>	<input checked="" type="checkbox"/>
86	<input type="checkbox"/>	<input checked="" type="checkbox"/>	<input checked="" type="checkbox"/>
96	<input type="checkbox"/>	<input checked="" type="checkbox"/>	<input checked="" type="checkbox"/>

- PSW-220/190x246
- PSW-210/190x246

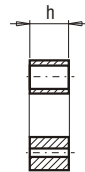
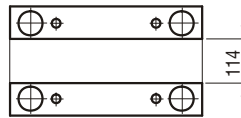
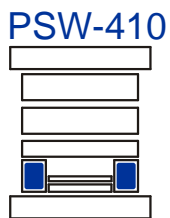
PŁYTY DO FORM

190x246



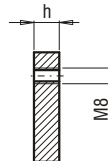
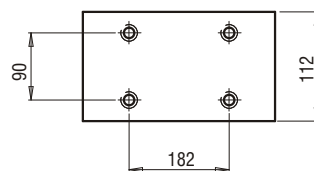
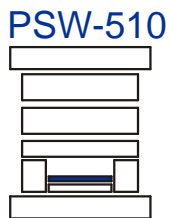
PSW-310/190x246

h	1.1730	1.2312
27	<input type="checkbox"/>	<input type="checkbox"/>
36	<input type="checkbox"/>	<input type="checkbox"/>
46	<input type="checkbox"/>	<input type="checkbox"/>
56	<input type="checkbox"/>	<input type="checkbox"/>



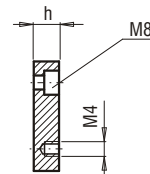
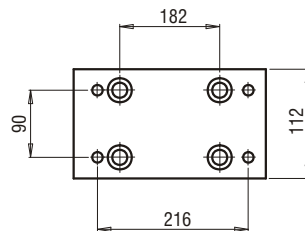
PSW-410/38x246

h	1.1730
46	<input type="checkbox"/>
56	<input type="checkbox"/>
76	<input type="checkbox"/>



PSW-510/112x246

h	1.1730
12	<input type="checkbox"/>



PSW-610/112x246

h	1.1730	1.2312
17	<input type="checkbox"/>	<input type="checkbox"/>



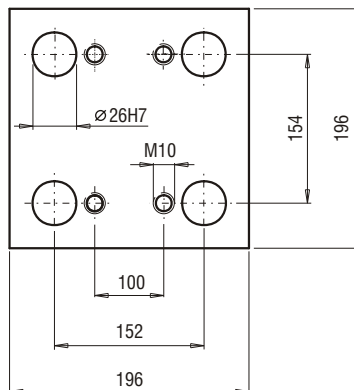
## PŁYTY DO FORM

# 196x196

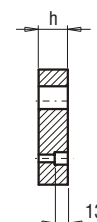
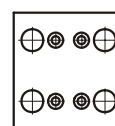
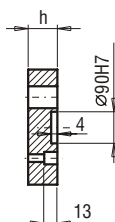
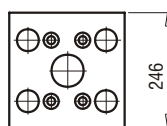
# NUMER 5

### UWAGA!

Wszystkie płyty dostępne są również w wersji bez otworów. Jesteśmy też w stanie wykonać dla Państwa niestandardowe rozmiary. W celu uzyskania dokładnych informacji, zapraszamy do kontaktu.



PSW-130  
PSW-140



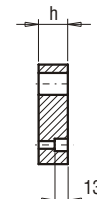
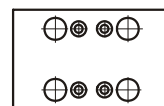
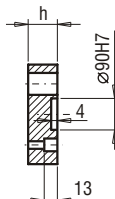
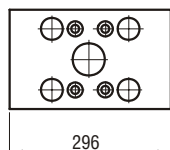
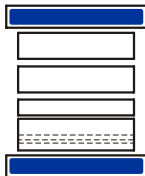
PSW-140/246x196

h	1.1730	1.2312
22	<input type="checkbox"/>	<input type="checkbox"/>
27	<input type="checkbox"/>	<input type="checkbox"/>

PSW-130/246x196

h	1.1730	1.2312
22	<input type="checkbox"/>	<input type="checkbox"/>
27	<input type="checkbox"/>	<input type="checkbox"/>

PSW-150  
PSW-160



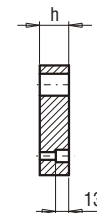
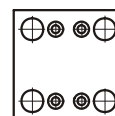
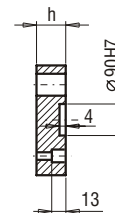
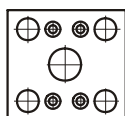
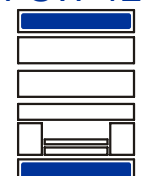
PSW-140/196x296

h	1.1730	1.2312
22	<input type="checkbox"/>	<input type="checkbox"/>
27	<input type="checkbox"/>	<input type="checkbox"/>

PSW-130/196x296

h	1.1730	1.2312
22	<input type="checkbox"/>	<input type="checkbox"/>
27	<input type="checkbox"/>	<input type="checkbox"/>

PSW-110  
PSW-120



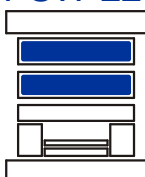
PSW-120/196x196

h	1.1730	1.2312
17	<input type="checkbox"/>	<input type="checkbox"/>
22	<input type="checkbox"/>	<input type="checkbox"/>

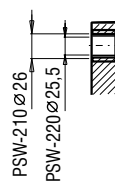
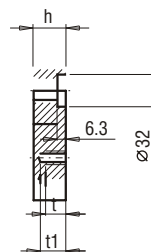
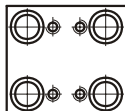
PSW-110/196x196

h	1.1730	1.2312
17	<input type="checkbox"/>	<input type="checkbox"/>
22	<input type="checkbox"/>	<input type="checkbox"/>

PSW-210  
PSW-220



h=17 t=17  
h=22 t=22  
h=27 t=27  
h>=36 t=22 t1=27



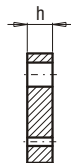
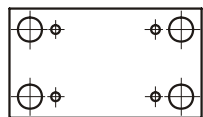
h	1.1730	1.2312	1.2311
17	<input type="checkbox"/>	<input checked="" type="checkbox"/>	<input checked="" type="checkbox"/>
22	<input type="checkbox"/>	<input checked="" type="checkbox"/>	<input checked="" type="checkbox"/>
27	<input type="checkbox"/>	<input checked="" type="checkbox"/>	<input checked="" type="checkbox"/>
36	<input type="checkbox"/>	<input checked="" type="checkbox"/>	<input checked="" type="checkbox"/>
46	<input type="checkbox"/>	<input checked="" type="checkbox"/>	<input checked="" type="checkbox"/>
56	<input type="checkbox"/>	<input checked="" type="checkbox"/>	<input checked="" type="checkbox"/>
66	<input type="checkbox"/>	<input checked="" type="checkbox"/>	<input checked="" type="checkbox"/>
76	<input type="checkbox"/>	<input checked="" type="checkbox"/>	<input checked="" type="checkbox"/>
86	<input type="checkbox"/>	<input checked="" type="checkbox"/>	<input checked="" type="checkbox"/>
96	<input type="checkbox"/>	<input checked="" type="checkbox"/>	<input checked="" type="checkbox"/>

PSW-220/196x196  
 PSW-210/196x196

## PŁYTY DO FORM

## 196x196

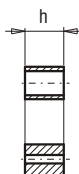
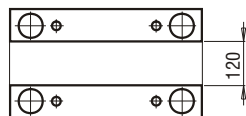
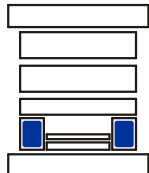
## PSW-310



PSW-310/196x196

h	1.1730	1.2312
27	<input type="checkbox"/>	<input type="checkbox"/>
36	<input type="checkbox"/>	<input type="checkbox"/>
46	<input type="checkbox"/>	<input type="checkbox"/>
56	<input type="checkbox"/>	<input type="checkbox"/>

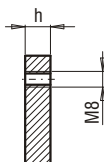
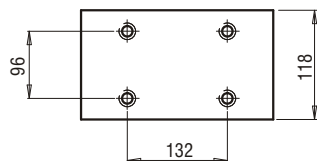
## PSW-410



PSW-410/38x196

h	1.1730
46	<input type="checkbox"/>
56	<input type="checkbox"/>
76	<input type="checkbox"/>

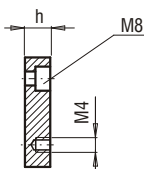
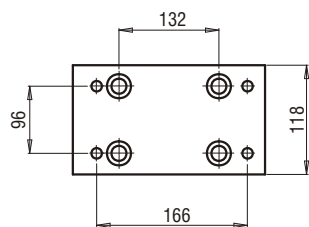
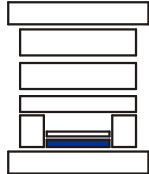
## PSW-510



PSW-510/118x196

h	1.1730
12	<input type="checkbox"/>

## PSW-610



PSW-610/118x196

h	1.1730	1.2312
17	<input type="checkbox"/>	<input type="checkbox"/>

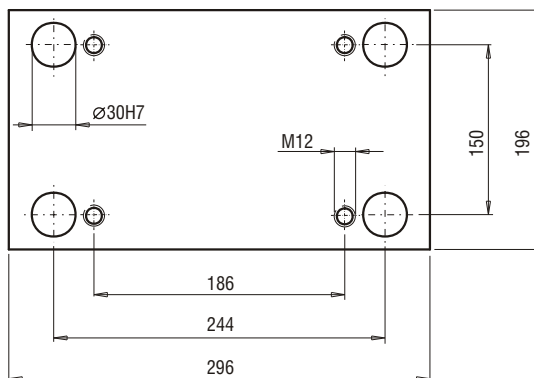
## PŁYTY DO FORM

# 196x296

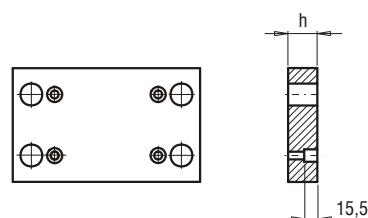
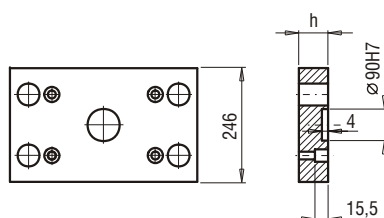
## NUMER 7

### UWAGA!

Wszystkie płyty dostępne są również w wersji bez otworów. Jesteśmy też w stanie wykonać dla Państwa niestandardowe rozmiary. W celu uzyskania dokładnych informacji, zapraszamy do kontaktu.



PSW-130  
PSW-140



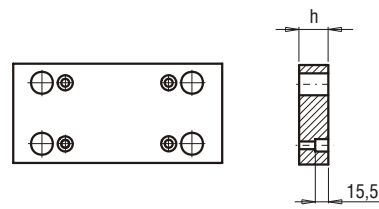
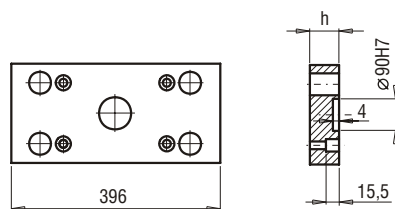
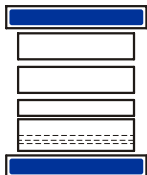
PSW-140/246x296

h	1.1730	1.2312
27	<input type="checkbox"/>	<input type="checkbox"/>
36	<input type="checkbox"/>	<input type="checkbox"/>

PSW-130/246x296

h	1.1730	1.2312
27	<input type="checkbox"/>	<input type="checkbox"/>
36	<input type="checkbox"/>	<input type="checkbox"/>

PSW-150  
PSW-160



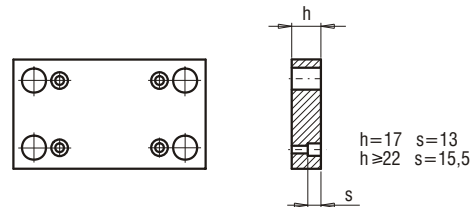
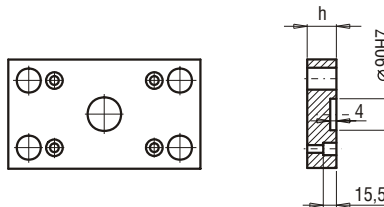
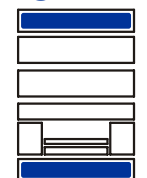
PSW-160/196x396

h	1.1730	1.2312
27	<input type="checkbox"/>	<input type="checkbox"/>
36	<input type="checkbox"/>	<input type="checkbox"/>

PSW-150/196x396

h	1.1730	1.2312
27	<input type="checkbox"/>	<input type="checkbox"/>
36	<input type="checkbox"/>	<input type="checkbox"/>

PSW-110  
PSW-120



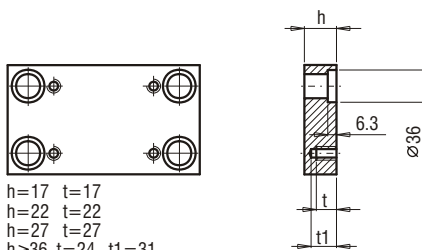
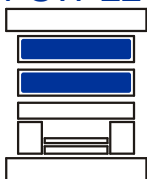
PSW-120/196x196

h	1.1730	1.2312
22	<input type="checkbox"/>	<input type="checkbox"/>
27	<input type="checkbox"/>	<input type="checkbox"/>

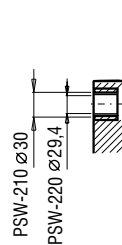
PSW-110/196x296

h	1.1730	1.2312
17	<input type="checkbox"/>	<input type="checkbox"/>
22	<input type="checkbox"/>	<input type="checkbox"/>
27	<input type="checkbox"/>	<input type="checkbox"/>

PSW-210  
PSW-220



h=17 t=17  
h=22 t=22  
h=27 t=27  
h≥36 t=24 t1=31



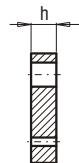
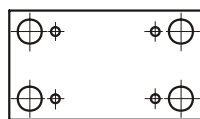
h	1.1730	1.2312	1.2311
17	<input type="checkbox"/>	<input checked="" type="checkbox"/>	<input checked="" type="checkbox"/>
22	<input type="checkbox"/>	<input checked="" type="checkbox"/>	<input checked="" type="checkbox"/>
27	<input type="checkbox"/>	<input checked="" type="checkbox"/>	<input checked="" type="checkbox"/>
36	<input type="checkbox"/>	<input checked="" type="checkbox"/>	<input checked="" type="checkbox"/>
46	<input type="checkbox"/>	<input checked="" type="checkbox"/>	<input checked="" type="checkbox"/>
56	<input type="checkbox"/>	<input checked="" type="checkbox"/>	<input checked="" type="checkbox"/>
66	<input type="checkbox"/>	<input checked="" type="checkbox"/>	<input checked="" type="checkbox"/>
76	<input type="checkbox"/>	<input checked="" type="checkbox"/>	<input checked="" type="checkbox"/>
86	<input type="checkbox"/>	<input checked="" type="checkbox"/>	<input checked="" type="checkbox"/>
96	<input type="checkbox"/>	<input checked="" type="checkbox"/>	<input checked="" type="checkbox"/>

PSW-220/196x296  
 PSW-210/196x296

## PŁYTY DO FORM

## 196x296

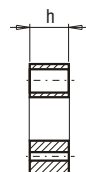
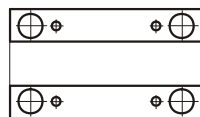
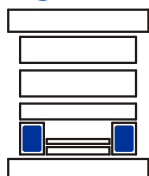
## PSW-310



PSW-310/196x296

h	1.1730	1.2312
27	<input type="checkbox"/>	<input type="checkbox"/>
36	<input type="checkbox"/>	<input type="checkbox"/>
46	<input type="checkbox"/>	<input type="checkbox"/>
56	<input type="checkbox"/>	<input type="checkbox"/>

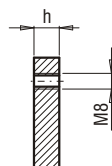
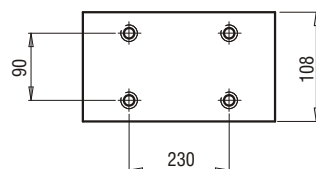
## PSW-410



PSW-410/43x296

h	1.1730
56	<input type="checkbox"/>
76	<input type="checkbox"/>
96	<input type="checkbox"/>

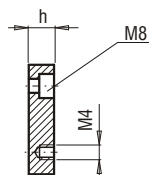
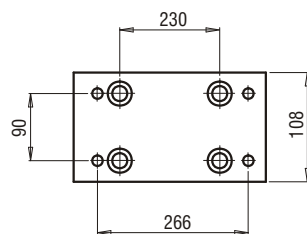
## PSW-510



PSW-510/108x296

h	1.1730
12	<input type="checkbox"/>

## PSW-610



PSW-610/108x196

h	1.1730	1.2312
17	<input type="checkbox"/>	<input type="checkbox"/>

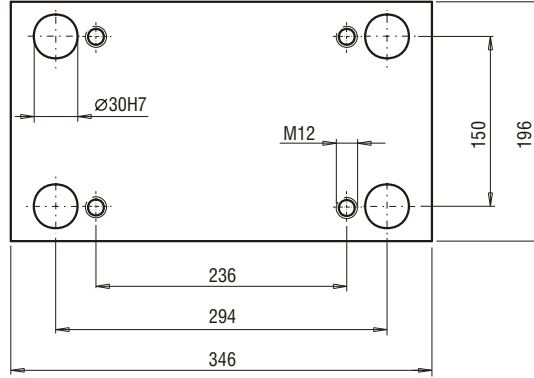
## PŁYTY DO FORM

# 196x346

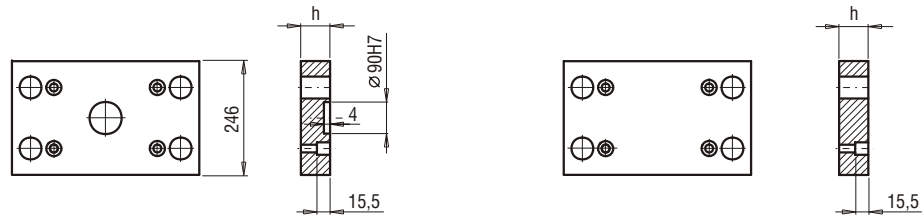
# NUMER 8

### UWAGA!

Wszystkie płyty dostępne są również w wersji bez otworów. Jesteśmy też w stanie wykonać dla Państwa niestandardowe rozmiary. W celu uzyskania dokładnych informacji, zapraszamy do kontaktu.



### PSW-130 PSW-140



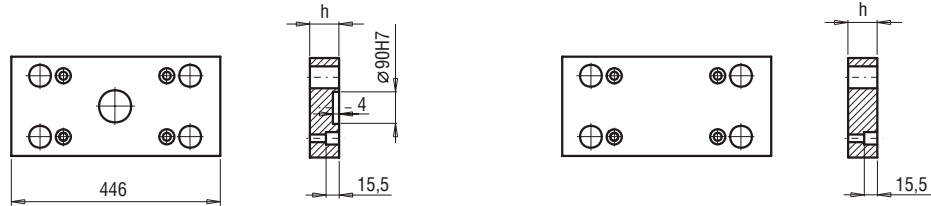
h	1.1730	1.2312
27	<input type="checkbox"/>	<input type="checkbox"/>
36	<input type="checkbox"/>	<input type="checkbox"/>

PSW-140/246x346

h	1.1730	1.2312
27	<input type="checkbox"/>	<input type="checkbox"/>
36	<input type="checkbox"/>	<input type="checkbox"/>

PSW-130/246x346

### PSW-150 PSW-160



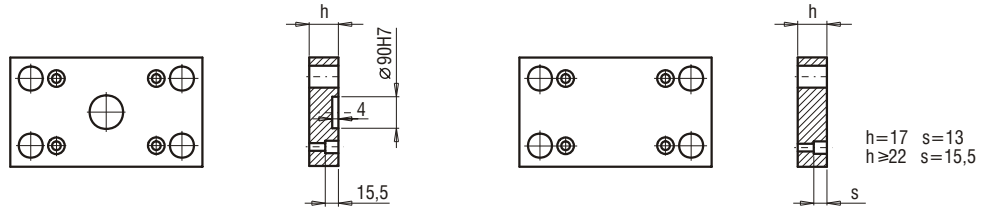
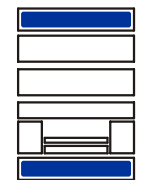
h	1.1730	1.2312
27	<input type="checkbox"/>	<input type="checkbox"/>
36	<input type="checkbox"/>	<input type="checkbox"/>

PSW-160/196x446

h	1.1730	1.2312
27	<input type="checkbox"/>	<input type="checkbox"/>
36	<input type="checkbox"/>	<input type="checkbox"/>

PSW-150/196x446

### PSW-110 PSW-120



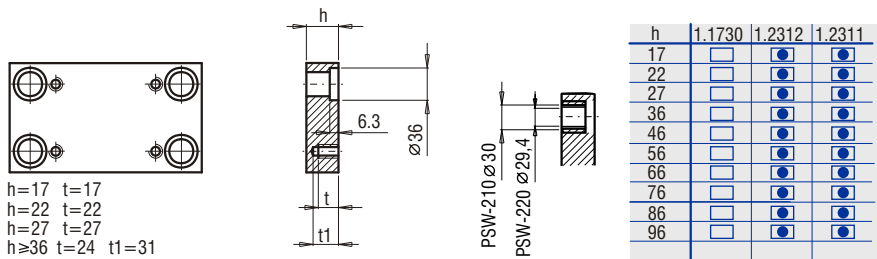
h	1.1730	1.2312
22	<input type="checkbox"/>	<input type="checkbox"/>
27	<input type="checkbox"/>	<input type="checkbox"/>

PSW-120/196x346

h	1.1730	1.2312
17	<input type="checkbox"/>	<input type="checkbox"/>
22	<input type="checkbox"/>	<input type="checkbox"/>
27	<input type="checkbox"/>	<input type="checkbox"/>

PSW-110/196x346

### PSW-210 PSW-220



h=17 t=17  
h=22 t=22  
h=27 t=27  
h>=36 t=24 t1=31

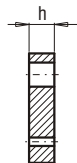
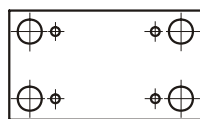
h	1.1730	1.2312	1.2311
17	<input type="checkbox"/>	<input type="checkbox"/>	<input checked="" type="checkbox"/>
22	<input type="checkbox"/>	<input type="checkbox"/>	<input checked="" type="checkbox"/>
27	<input type="checkbox"/>	<input type="checkbox"/>	<input checked="" type="checkbox"/>
36	<input type="checkbox"/>	<input type="checkbox"/>	<input checked="" type="checkbox"/>
46	<input type="checkbox"/>	<input type="checkbox"/>	<input checked="" type="checkbox"/>
56	<input type="checkbox"/>	<input type="checkbox"/>	<input checked="" type="checkbox"/>
66	<input type="checkbox"/>	<input type="checkbox"/>	<input checked="" type="checkbox"/>
76	<input type="checkbox"/>	<input type="checkbox"/>	<input checked="" type="checkbox"/>
86	<input type="checkbox"/>	<input type="checkbox"/>	<input checked="" type="checkbox"/>
96	<input type="checkbox"/>	<input type="checkbox"/>	<input checked="" type="checkbox"/>

- PSW-220/196x346
- PSW-210/196x346

## PŁYTY DO FORM

## 196x346

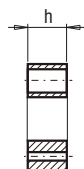
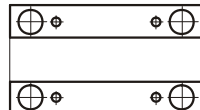
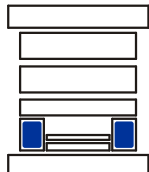
## PSW-310



PSW-310/196x346

h	1.1730	1.2312
36	<input type="checkbox"/>	<input type="checkbox"/>
46	<input type="checkbox"/>	<input type="checkbox"/>
56	<input type="checkbox"/>	<input type="checkbox"/>

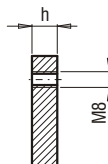
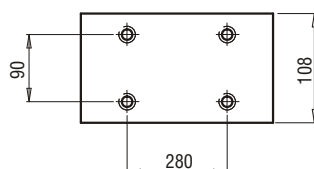
## PSW-410



PSW-410/43x346

h	1.1730
56	<input type="checkbox"/>
76	<input type="checkbox"/>
96	<input type="checkbox"/>

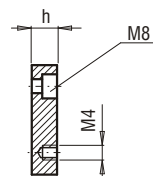
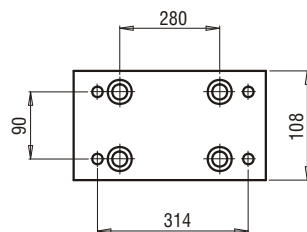
## PSW-510



PSW-510/108x346

h	1.1730
12	<input type="checkbox"/>

## PSW-610



PSW-610/108x346

h	1.1730	1.2312
17	<input type="checkbox"/>	<input type="checkbox"/>

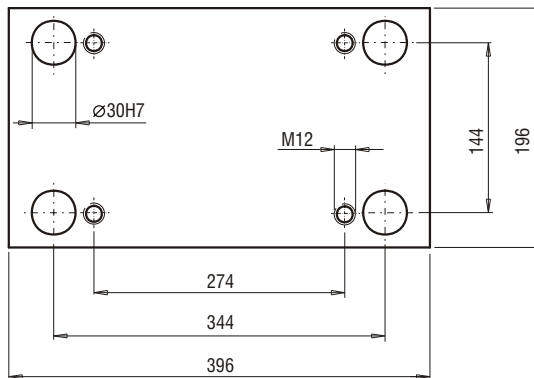
## PŁYTY DO FORM

# 196x396

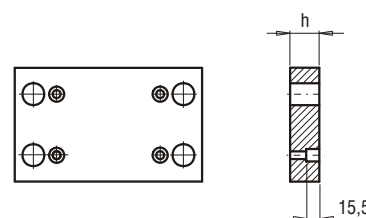
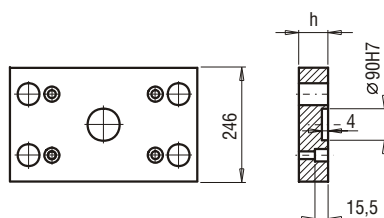
# NUMER 9

### UWAGA!

Wszystkie płyty dostępne są również w wersji bez otworów. Jesteśmy też w stanie wykonać dla Państwa niestandardowe rozmiary. W celu uzyskania dokładnych informacji, zapraszamy do kontaktu.



PSW-130  
PSW-140



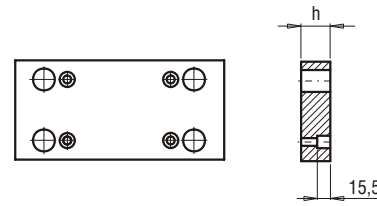
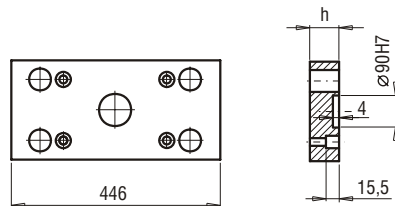
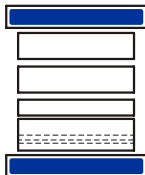
PSW-140/246x396

h	1.1730	1.2312
36	<input type="checkbox"/>	<input type="checkbox"/>

PSW-130/246x396

h	1.1730	1.2312
36	<input type="checkbox"/>	<input type="checkbox"/>

PSW-150  
PSW-160



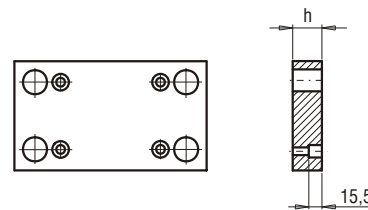
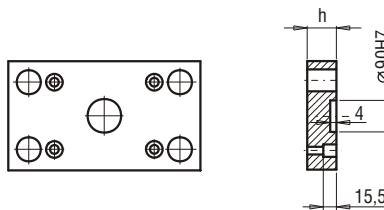
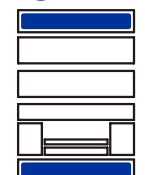
PSW-160/196x446

h	1.1730	1.2312
36	<input type="checkbox"/>	<input type="checkbox"/>

PSW-150/196x446

h	1.1730	1.2312
36	<input type="checkbox"/>	<input type="checkbox"/>

PSW-110  
PSW-120



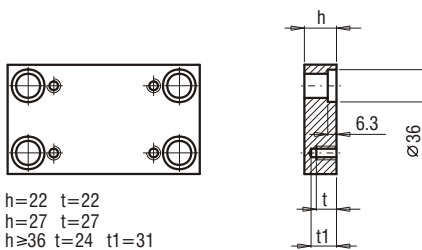
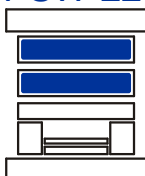
PSW-120/196x396

h	1.1730	1.2312
27	<input type="checkbox"/>	<input type="checkbox"/>

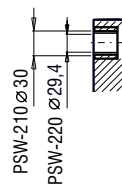
PSW-110/196x396

h	1.1730	1.2312
27	<input type="checkbox"/>	<input type="checkbox"/>

PSW-210  
PSW-220



h=22 t=22  
h=27 t=27  
h≥36 t=24 t1=31



PSW-210  $\varnothing 30$   
PSW-220  $\varnothing 29.4$

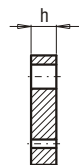
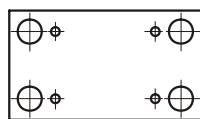
h	1.1730	1.2312	1.2311
22	<input type="checkbox"/>	<input checked="" type="checkbox"/>	<input checked="" type="checkbox"/>
27	<input type="checkbox"/>	<input checked="" type="checkbox"/>	<input checked="" type="checkbox"/>
36	<input type="checkbox"/>	<input checked="" type="checkbox"/>	<input checked="" type="checkbox"/>
46	<input type="checkbox"/>	<input checked="" type="checkbox"/>	<input checked="" type="checkbox"/>
56	<input type="checkbox"/>	<input checked="" type="checkbox"/>	<input checked="" type="checkbox"/>
66	<input type="checkbox"/>	<input checked="" type="checkbox"/>	<input checked="" type="checkbox"/>
76	<input type="checkbox"/>	<input checked="" type="checkbox"/>	<input checked="" type="checkbox"/>
86	<input type="checkbox"/>	<input checked="" type="checkbox"/>	<input checked="" type="checkbox"/>
96	<input type="checkbox"/>	<input checked="" type="checkbox"/>	<input checked="" type="checkbox"/>

- PSW-220/196x396
- PSW-210/196x396

## PŁYTY DO FORM

## 196x396

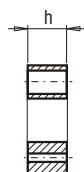
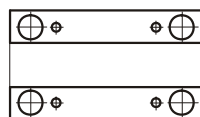
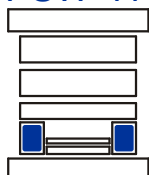
## PSW-310



PSW-310/196x396

h	1.1730	1.2312
36	<input type="checkbox"/>	<input type="checkbox"/>
46	<input type="checkbox"/>	<input type="checkbox"/>
56	<input type="checkbox"/>	<input type="checkbox"/>

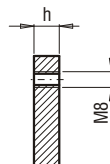
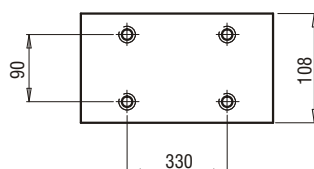
## PSW-410



PSW-410/43x396

h	1.1730
56	<input type="checkbox"/>
76	<input type="checkbox"/>
96	<input type="checkbox"/>

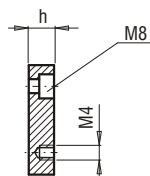
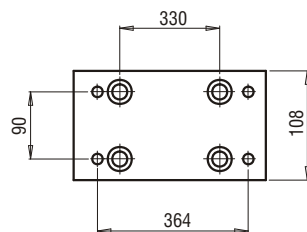
## PSW-510



PSW-510/108x396

h	1.1730
17	<input type="checkbox"/>

## PSW-610



PSW-610/108x396

h	1.1730	1.2312
22	<input type="checkbox"/>	<input type="checkbox"/>



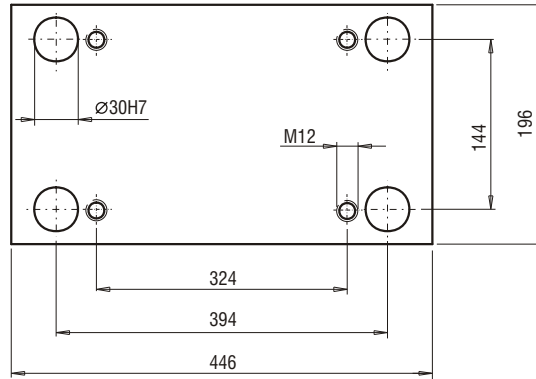
## PŁYTY DO FORM

# 196x446

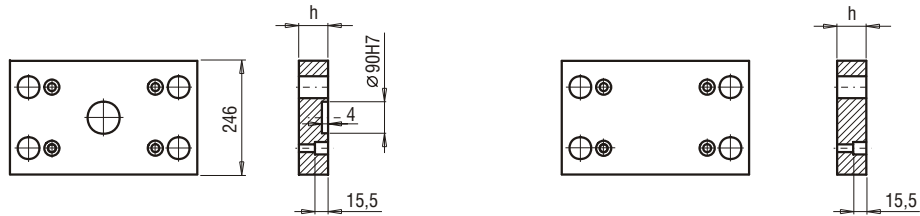
# NUMER 74

### UWAGA!

Wszystkie płyty dostępne są również w wersji bez otworów. Jesteśmy też w stanie wykonać dla Państwa niestandardowe rozmiary. W celu uzyskania dokładnych informacji, zapraszamy do kontaktu.



PSW-130  
PSW-140



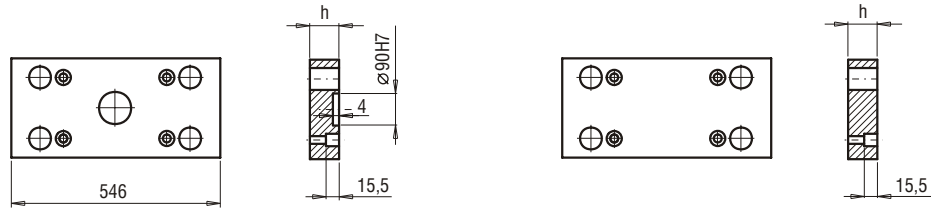
PSW-140/246x446

h	1.1730	1.2312
36	<input type="checkbox"/>	<input type="checkbox"/>

PSW-130/246x446

h	1.1730	1.2312
36	<input type="checkbox"/>	<input type="checkbox"/>

PSW-150  
PSW-160



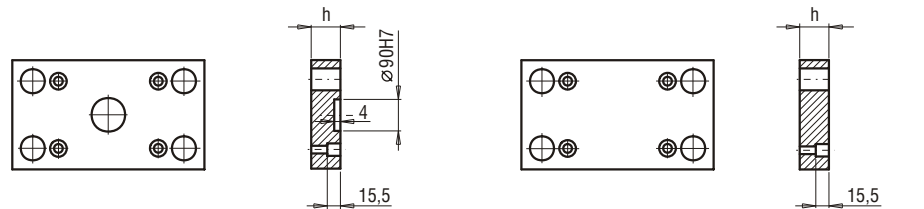
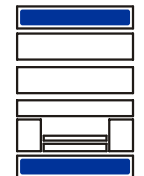
PSW-160/196x546

h	1.1730	1.2312
36	<input type="checkbox"/>	<input type="checkbox"/>

PSW-150/196x546

h	1.1730	1.2312
36	<input type="checkbox"/>	<input type="checkbox"/>

PSW-110  
PSW-120



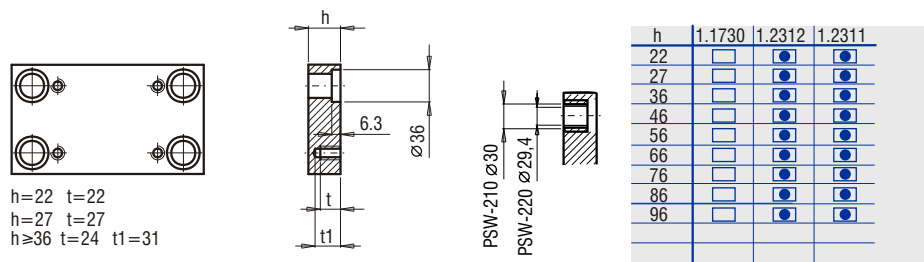
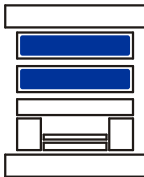
PSW-120/196x446

h	1.1730	1.2312
27	<input type="checkbox"/>	<input type="checkbox"/>

PSW-110/196x446

h	1.1730	1.2312
27	<input type="checkbox"/>	<input type="checkbox"/>

PSW-210  
PSW-220



h=22 t=22  
h=27 t=27  
h≥36 t=24 t1=31

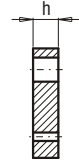
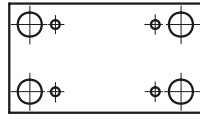
h	1.1730	1.2312	1.2311
22	<input type="checkbox"/>	<input checked="" type="checkbox"/>	<input checked="" type="checkbox"/>
27	<input type="checkbox"/>	<input checked="" type="checkbox"/>	<input checked="" type="checkbox"/>
36	<input type="checkbox"/>	<input checked="" type="checkbox"/>	<input checked="" type="checkbox"/>
46	<input type="checkbox"/>	<input checked="" type="checkbox"/>	<input checked="" type="checkbox"/>
56	<input type="checkbox"/>	<input checked="" type="checkbox"/>	<input checked="" type="checkbox"/>
66	<input type="checkbox"/>	<input checked="" type="checkbox"/>	<input checked="" type="checkbox"/>
76	<input type="checkbox"/>	<input checked="" type="checkbox"/>	<input checked="" type="checkbox"/>
86	<input type="checkbox"/>	<input checked="" type="checkbox"/>	<input checked="" type="checkbox"/>
96	<input type="checkbox"/>	<input checked="" type="checkbox"/>	<input checked="" type="checkbox"/>

- PSW-220/196x446
- PSW-210/196x446

## PŁYTY DO FORM

## 196x446

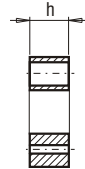
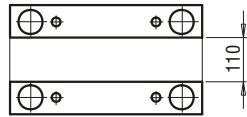
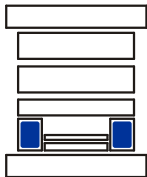
## PSW-310



PSW-310/196x446

h	1.1730	1.2312
36	<input type="checkbox"/>	<input type="checkbox"/>
46	<input type="checkbox"/>	<input type="checkbox"/>
56	<input type="checkbox"/>	<input type="checkbox"/>

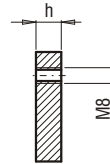
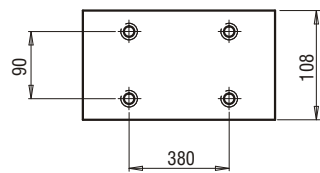
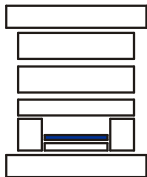
## PSW-410



PSW-410/43x446

h	1.1730
56	<input type="checkbox"/>
76	<input type="checkbox"/>
96	<input type="checkbox"/>

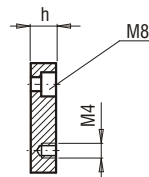
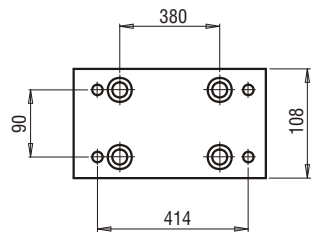
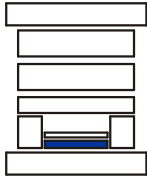
## PSW-510



PSW-510/108x446

h	1.1730
17	<input type="checkbox"/>

## PSW-610



PSW-610/108x446

h	1.1730	1.2312
22	<input type="checkbox"/>	<input type="checkbox"/>

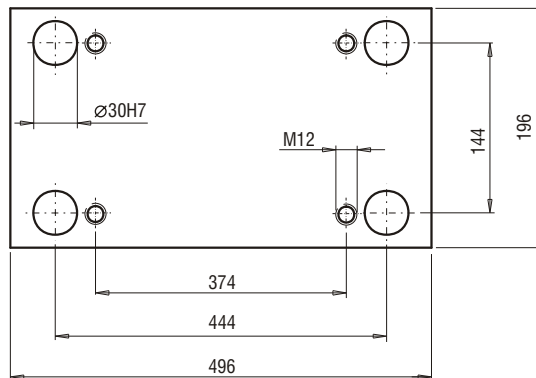
## PŁYTY DO FORM

# 196x496

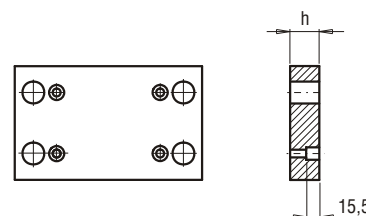
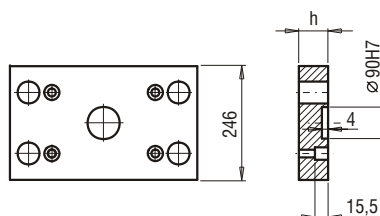
# NUMER 76

### UWAGA!

Wszystkie płyty dostępne są również w wersji bez otworów. Jesteśmy też w stanie wykonać dla Państwa niestandardowe rozmiary. W celu uzyskania dokładnych informacji, zapraszamy do kontaktu.



PSW-130  
PSW-140



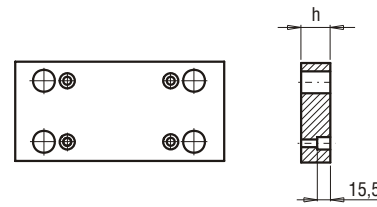
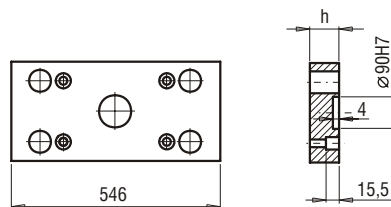
PSW-140/246x496

h	1.1730	1.2312
36	<input type="checkbox"/>	<input type="checkbox"/>

PSW-130/246x496

h	1.1730	1.2312
36	<input type="checkbox"/>	<input type="checkbox"/>

PSW-150  
PSW-160



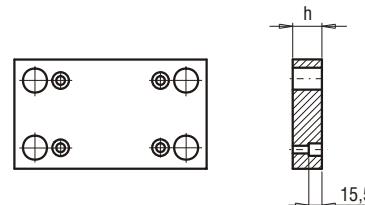
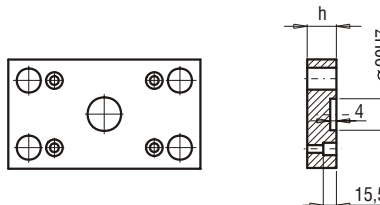
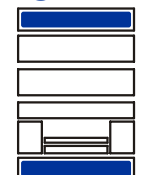
PSW-160/196x546

h	1.1730	1.2312
36	<input type="checkbox"/>	<input type="checkbox"/>

PSW-150/196x546

h	1.1730	1.2312
36	<input type="checkbox"/>	<input type="checkbox"/>

PSW-110  
PSW-120



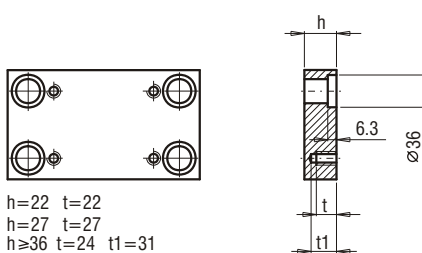
PSW-120/196x496

h	1.1730	1.2312
27	<input type="checkbox"/>	<input type="checkbox"/>

PSW-110/196x496

h	1.1730	1.2312
27	<input type="checkbox"/>	<input type="checkbox"/>

PSW-210  
PSW-220



h=22 t=22  
h=27 t=27  
h≥36 t=24 t1=31

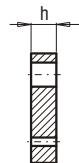
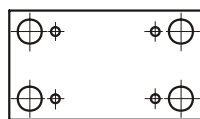
h	1.1730	1.2312	1.2311
22	<input type="checkbox"/>	<input checked="" type="checkbox"/>	<input checked="" type="checkbox"/>
27	<input type="checkbox"/>	<input checked="" type="checkbox"/>	<input checked="" type="checkbox"/>
36	<input type="checkbox"/>	<input checked="" type="checkbox"/>	<input checked="" type="checkbox"/>
46	<input type="checkbox"/>	<input checked="" type="checkbox"/>	<input checked="" type="checkbox"/>
56	<input type="checkbox"/>	<input checked="" type="checkbox"/>	<input checked="" type="checkbox"/>
66	<input type="checkbox"/>	<input checked="" type="checkbox"/>	<input checked="" type="checkbox"/>
76	<input type="checkbox"/>	<input checked="" type="checkbox"/>	<input checked="" type="checkbox"/>
86	<input type="checkbox"/>	<input checked="" type="checkbox"/>	<input checked="" type="checkbox"/>
96	<input type="checkbox"/>	<input checked="" type="checkbox"/>	<input checked="" type="checkbox"/>

PSW-220/196x496  
 PSW-210/196x496

## PŁYTY DO FORM

## 196x496

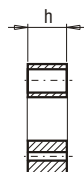
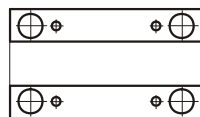
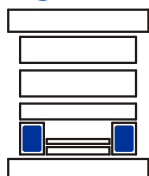
## PSW-310



PSW-310/196x496

h	1.1730	1.2312
36	<input type="checkbox"/>	<input type="checkbox"/>
46	<input type="checkbox"/>	<input type="checkbox"/>
56	<input type="checkbox"/>	<input type="checkbox"/>

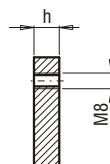
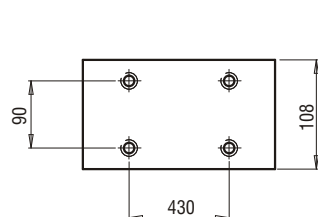
## PSW-410



PSW-410/43x496

h	1.1730
56	<input type="checkbox"/>
76	<input type="checkbox"/>
96	<input type="checkbox"/>

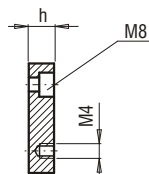
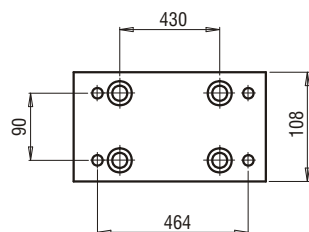
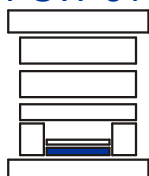
## PSW-510



PSW-510/108x496

h	1.1730
17	<input type="checkbox"/>

## PSW-610



PSW-610/108x496

h	1.1730	1.2312
22	<input type="checkbox"/>	<input type="checkbox"/>

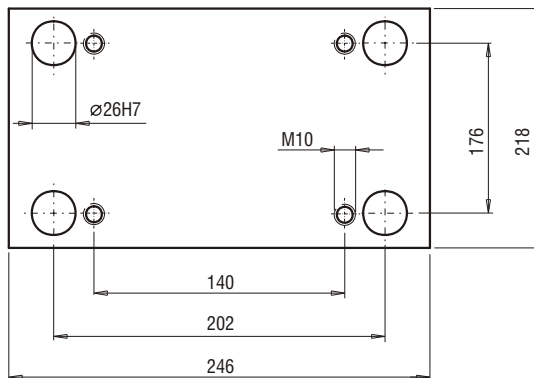
## PŁYTY DO FORM

# 218x246

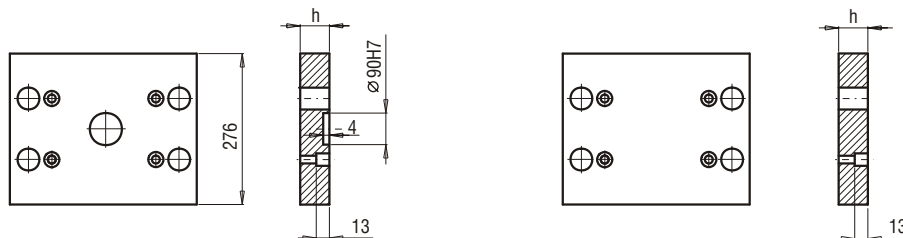
# NUMER 10

### UWAGA!

Wszystkie płyty dostępne są również w wersji bez otworów. Jesteśmy też w stanie wykonać dla Państwa niestandardowe rozmiary. W celu uzyskania dokładnych informacji, zapraszamy do kontaktu.



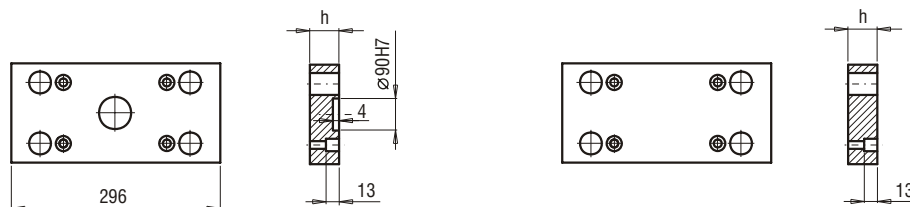
PSW-130  
PSW-140



	h	1.1730	1.2312
PSW-140/276x246	22	<input type="checkbox"/>	<input type="checkbox"/>
	27	<input type="checkbox"/>	<input type="checkbox"/>

	h	1.1730	1.2312
PSW-130/276x246	22	<input type="checkbox"/>	<input type="checkbox"/>
	27	<input type="checkbox"/>	<input type="checkbox"/>

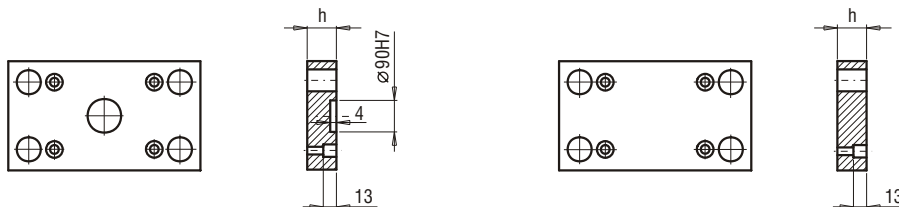
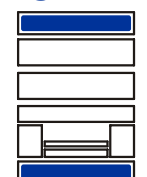
PSW-150  
PSW-160



	h	1.1730	1.2312
PSW-160/218x296	22	<input type="checkbox"/>	<input type="checkbox"/>
	27	<input type="checkbox"/>	<input type="checkbox"/>

	h	1.1730	1.2312
PSW-150/218x196	22	<input type="checkbox"/>	<input type="checkbox"/>
	27	<input type="checkbox"/>	<input type="checkbox"/>

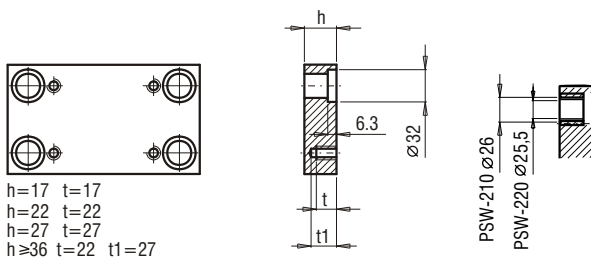
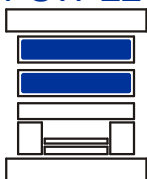
PSW-110  
PSW-120



	h	1.1730	1.2312
PSW-120/218x246	17	<input type="checkbox"/>	<input type="checkbox"/>
	22	<input type="checkbox"/>	<input type="checkbox"/>

	h	1.1730	1.2312
PSW-110/218x246	17	<input type="checkbox"/>	<input type="checkbox"/>
	22	<input type="checkbox"/>	<input type="checkbox"/>

PSW-210  
PSW-220



h=17 t=17  
h=22 t=22  
h=27 t=27  
h≥36 t=22 t1=27

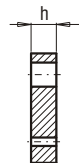
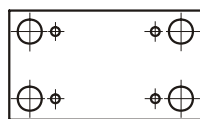
h	1.1730	1.2312	1.2311
17	<input type="checkbox"/>	<input type="checkbox"/>	<input type="checkbox"/>
22	<input type="checkbox"/>	<input type="checkbox"/>	<input type="checkbox"/>
27	<input type="checkbox"/>	<input type="checkbox"/>	<input type="checkbox"/>
36	<input type="checkbox"/>	<input checked="" type="checkbox"/>	<input checked="" type="checkbox"/>
46	<input type="checkbox"/>	<input checked="" type="checkbox"/>	<input checked="" type="checkbox"/>
56	<input type="checkbox"/>	<input checked="" type="checkbox"/>	<input checked="" type="checkbox"/>
66	<input type="checkbox"/>	<input checked="" type="checkbox"/>	<input checked="" type="checkbox"/>
76	<input type="checkbox"/>	<input checked="" type="checkbox"/>	<input checked="" type="checkbox"/>
86	<input type="checkbox"/>	<input checked="" type="checkbox"/>	<input checked="" type="checkbox"/>
96	<input type="checkbox"/>	<input checked="" type="checkbox"/>	<input checked="" type="checkbox"/>

- PSW-220/218x246
- PSW-210/218x246

## PŁYTY DO FORM

## 218x246

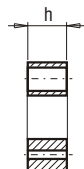
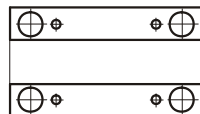
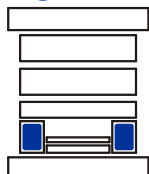
## PSW-310



PSW-310/218x246

h	1.1730	1.2312
27	<input type="checkbox"/>	<input type="checkbox"/>
36	<input type="checkbox"/>	<input type="checkbox"/>
46	<input type="checkbox"/>	<input type="checkbox"/>
56	<input type="checkbox"/>	<input type="checkbox"/>

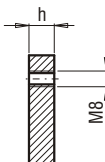
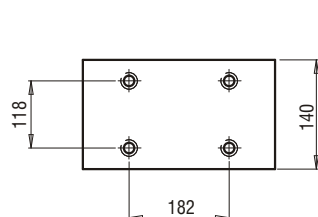
## PSW-410



PSW-410/38x246

h	1.1730
46	<input type="checkbox"/>
56	<input type="checkbox"/>
76	<input type="checkbox"/>

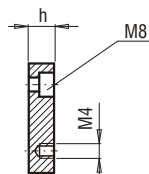
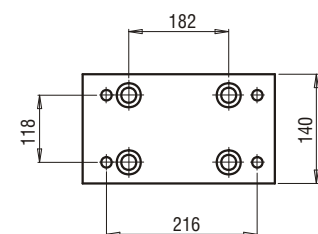
## PSW-510



PSW-510/140x246

h	1.1730
12	<input type="checkbox"/>

## PSW-610



PSW-610/140x246

h	1.1730	1.2312
17	<input type="checkbox"/>	<input type="checkbox"/>

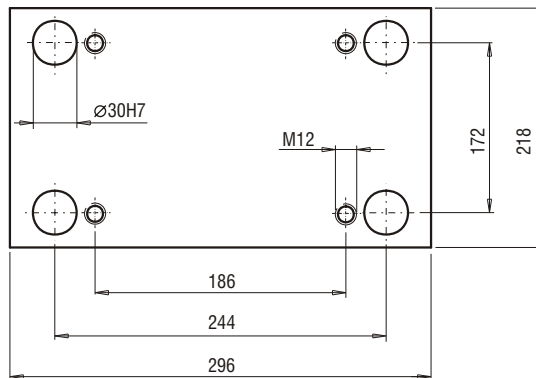
## PŁYTY DO FORM

# 218x296

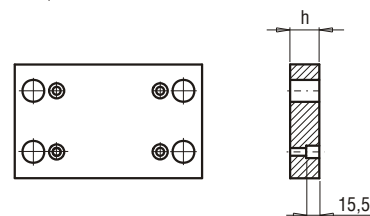
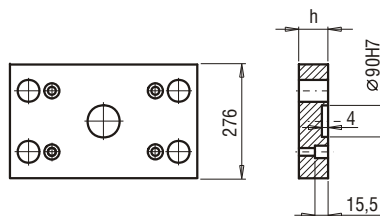
# NUMER 11

### UWAGA!

Wszystkie płyty dostępne są również w wersji bez otworów. Jesteśmy też w stanie wykonać dla Państwa niestandardowe rozmiary. W celu uzyskania dokładnych informacji, zapraszamy do kontaktu.



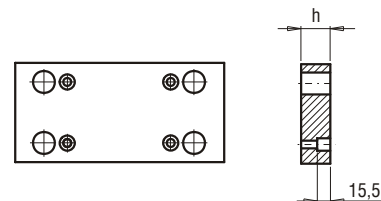
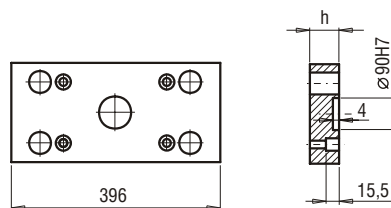
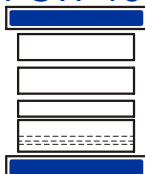
PSW-130  
PSW-140



	h	1.1730	1.2312
PSW-140/276x296	27	<input type="checkbox"/>	<input type="checkbox"/>
	36	<input type="checkbox"/>	<input type="checkbox"/>

	h	1.1730	1.2312
PSW-130/276x296	27	<input type="checkbox"/>	<input type="checkbox"/>
	36	<input type="checkbox"/>	<input type="checkbox"/>

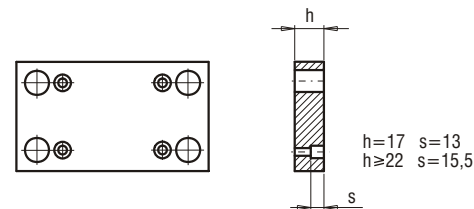
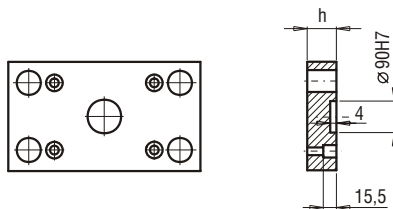
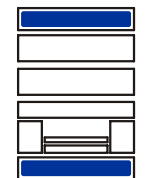
PSW-150  
PSW-160



	h	1.1730	1.2312
PSW-160/218x396	22	<input type="checkbox"/>	<input type="checkbox"/>
	27	<input type="checkbox"/>	<input type="checkbox"/>
	36	<input type="checkbox"/>	<input type="checkbox"/>

	h	1.1730	1.2312
PSW-150/218x396	22	<input type="checkbox"/>	<input type="checkbox"/>
	27	<input type="checkbox"/>	<input type="checkbox"/>
	36	<input type="checkbox"/>	<input type="checkbox"/>

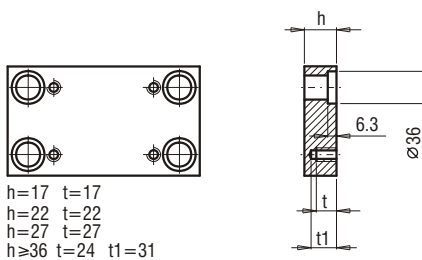
PSW-110  
PSW-120



	h	1.1730	1.2312
PSW-120/218x296	22	<input type="checkbox"/>	<input type="checkbox"/>
	27	<input type="checkbox"/>	<input type="checkbox"/>

	h	1.1730	1.2312
PSW-110/218x296	17	<input type="checkbox"/>	<input type="checkbox"/>
	22	<input type="checkbox"/>	<input type="checkbox"/>
	27	<input type="checkbox"/>	<input type="checkbox"/>

PSW-210  
PSW-220



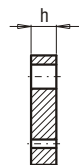
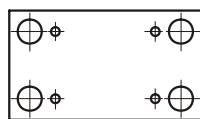
	h	1.1730	1.2312	1.2311
PSW-210 $\varnothing 30$	17	<input type="checkbox"/>	<input type="checkbox"/>	<input checked="" type="checkbox"/>
PSW-220 $\varnothing 29,4$	22	<input type="checkbox"/>	<input checked="" type="checkbox"/>	<input checked="" type="checkbox"/>
	27	<input type="checkbox"/>	<input checked="" type="checkbox"/>	<input checked="" type="checkbox"/>
	36	<input type="checkbox"/>	<input checked="" type="checkbox"/>	<input checked="" type="checkbox"/>
	46	<input type="checkbox"/>	<input checked="" type="checkbox"/>	<input checked="" type="checkbox"/>
	56	<input type="checkbox"/>	<input checked="" type="checkbox"/>	<input checked="" type="checkbox"/>
	66	<input type="checkbox"/>	<input checked="" type="checkbox"/>	<input checked="" type="checkbox"/>
	76	<input type="checkbox"/>	<input checked="" type="checkbox"/>	<input checked="" type="checkbox"/>
	86	<input type="checkbox"/>	<input checked="" type="checkbox"/>	<input checked="" type="checkbox"/>
	96	<input type="checkbox"/>	<input checked="" type="checkbox"/>	<input checked="" type="checkbox"/>

- PSW-220/218x296
- PSW-210/218x296

## PŁYTY DO FORM

## 218x296

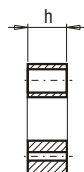
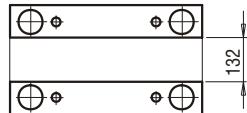
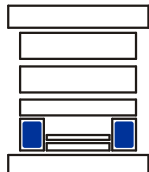
## PSW-310



PSW-310/218x296

h	1.1730	1.2312
27	<input type="checkbox"/>	<input type="checkbox"/>
36	<input type="checkbox"/>	<input type="checkbox"/>
46	<input type="checkbox"/>	<input type="checkbox"/>
56	<input type="checkbox"/>	<input type="checkbox"/>

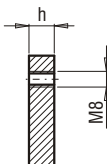
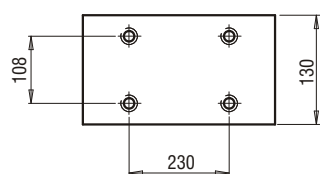
## PSW-410



PSW-410/43x296

h	1.1730
56	<input type="checkbox"/>
76	<input type="checkbox"/>
96	<input type="checkbox"/>

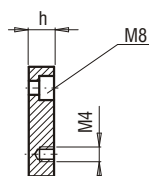
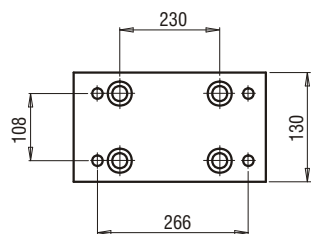
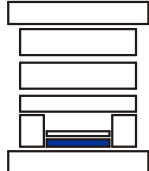
## PSW-510



PSW-510/130x296

h	1.1730
12	<input type="checkbox"/>

## PSW-610



PSW-610/130x296

h	1.1730	1.2312
17	<input type="checkbox"/>	<input type="checkbox"/>



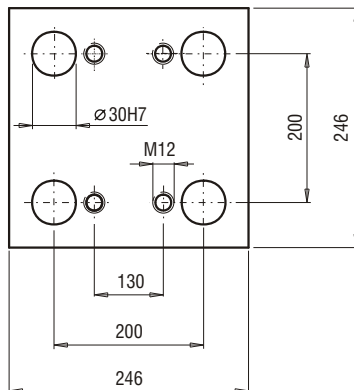
## PŁYTY DO FORM

# 246x246

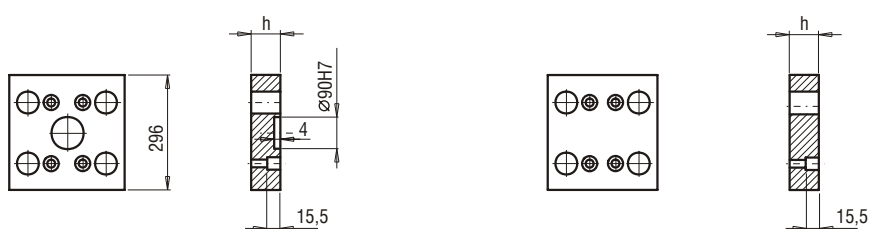
# NUMER 12

### UWAGA!

Wszystkie płyty dostępne są również w wersji bez otworów. Jesteśmy też w stanie wykonać dla Państwa niestandardowe rozmiary. W celu uzyskania dokładnych informacji, zapraszamy do kontaktu.



PSW-130  
PSW-140



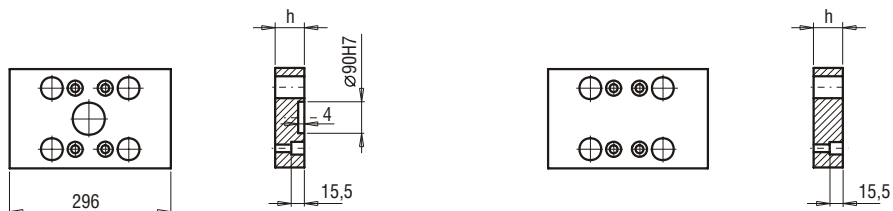
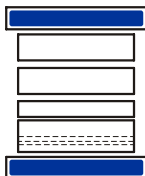
h	1.1730	1.2312
27	<input type="checkbox"/>	<input type="checkbox"/>
36	<input type="checkbox"/>	<input type="checkbox"/>

PSW-140/296x246

h	1.1730	1.2312
27	<input type="checkbox"/>	<input type="checkbox"/>
36	<input type="checkbox"/>	<input type="checkbox"/>

PSW-130/296x246

PSW-150  
PSW-160



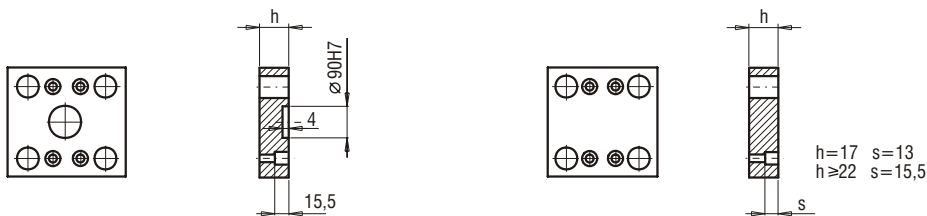
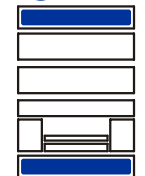
h	1.1730	1.2312
27	<input type="checkbox"/>	<input type="checkbox"/>
36	<input type="checkbox"/>	<input type="checkbox"/>

PSW-160/246x296

h	1.1730	1.2312
27	<input type="checkbox"/>	<input type="checkbox"/>
36	<input type="checkbox"/>	<input type="checkbox"/>

PSW-150/246x296

PSW-110  
PSW-120



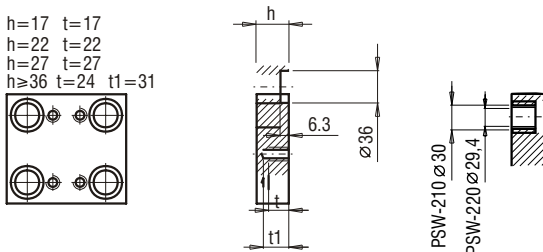
h	1.1730	1.2312
22	<input type="checkbox"/>	<input type="checkbox"/>
27	<input type="checkbox"/>	<input type="checkbox"/>

PSW-120/246x246

h	1.1730	1.2312
17	<input type="checkbox"/>	<input type="checkbox"/>
22	<input type="checkbox"/>	<input type="checkbox"/>
27	<input type="checkbox"/>	<input type="checkbox"/>

PSW-110/246x246

PSW-210  
PSW-220



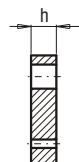
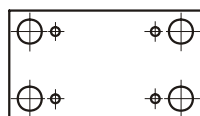
h	1.1730	1.2312	1.2311
17	<input type="checkbox"/>	<input checked="" type="checkbox"/>	<input checked="" type="checkbox"/>
22	<input type="checkbox"/>	<input checked="" type="checkbox"/>	<input checked="" type="checkbox"/>
27	<input type="checkbox"/>	<input checked="" type="checkbox"/>	<input checked="" type="checkbox"/>
36	<input type="checkbox"/>	<input checked="" type="checkbox"/>	<input checked="" type="checkbox"/>
46	<input type="checkbox"/>	<input checked="" type="checkbox"/>	<input checked="" type="checkbox"/>
56	<input type="checkbox"/>	<input checked="" type="checkbox"/>	<input checked="" type="checkbox"/>
66	<input type="checkbox"/>	<input checked="" type="checkbox"/>	<input checked="" type="checkbox"/>
76	<input type="checkbox"/>	<input checked="" type="checkbox"/>	<input checked="" type="checkbox"/>
86	<input type="checkbox"/>	<input checked="" type="checkbox"/>	<input checked="" type="checkbox"/>
96	<input type="checkbox"/>	<input checked="" type="checkbox"/>	<input checked="" type="checkbox"/>

- PSW-220/246x246
- PSW-210/246x246

## PŁYTY DO FORM

246x246

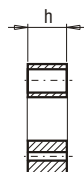
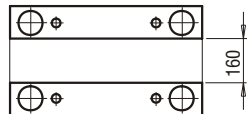
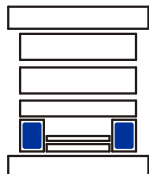
## PSW-310



PSW-310/246x246

h	1.1730	1.2312
36	<input type="checkbox"/>	<input type="checkbox"/>
46	<input type="checkbox"/>	<input type="checkbox"/>
56	<input type="checkbox"/>	<input type="checkbox"/>

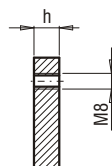
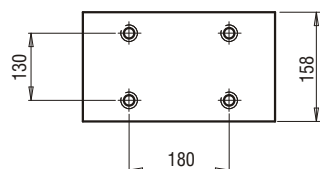
## PSW-410



PSW-410/43x246

h	1.1730
56	<input type="checkbox"/>
76	<input type="checkbox"/>
96	<input type="checkbox"/>

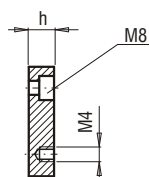
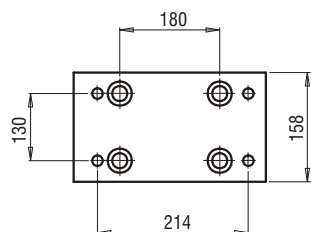
## PSW-510



PSW-510/158x246

h	1.1730
12	<input type="checkbox"/>

## PSW-610



PSW-610/158x246

h	1.1730	1.2312
17	<input type="checkbox"/>	<input type="checkbox"/>

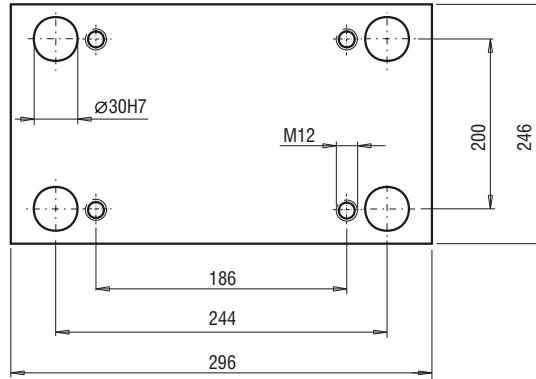
## PŁYTY DO FORM

# 246x296

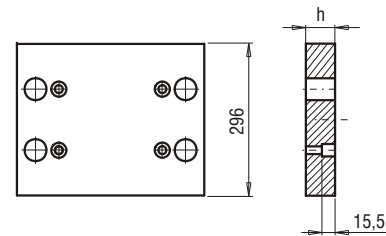
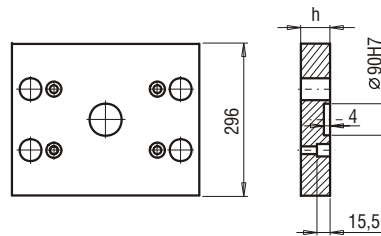
# NUMER 13

### UWAGA!

Wszystkie płyty dostępne są również w wersji bez otworów. Jesteśmy też w stanie wykonać dla Państwa niestandardowe rozmiary. W celu uzyskania dokładnych informacji, zapraszamy do kontaktu.



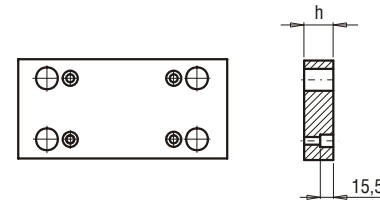
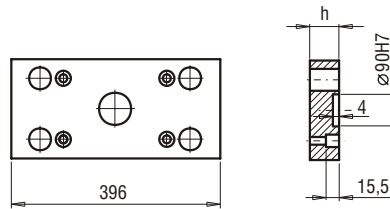
PSW-130  
PSW-140



	h	1.1730	1.2312
PSW-140/296x296	27	<input type="checkbox"/>	<input type="checkbox"/>
	36	<input type="checkbox"/>	<input type="checkbox"/>

	h	1.1730	1.2312
PSW-130/296x296	27	<input type="checkbox"/>	<input type="checkbox"/>
	36	<input type="checkbox"/>	<input type="checkbox"/>

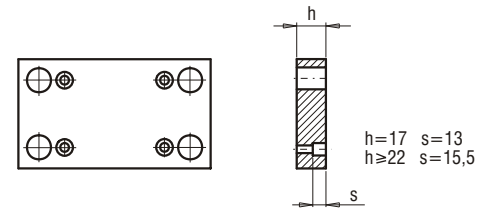
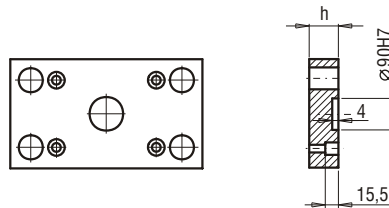
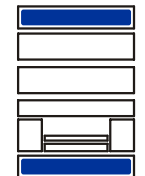
PSW-150  
PSW-160



	h	1.1730	1.2312
PSW-160/246x396	27	<input type="checkbox"/>	<input type="checkbox"/>
	36	<input type="checkbox"/>	<input type="checkbox"/>

	h	1.1730	1.2312
PSW-150/246x396	27	<input type="checkbox"/>	<input type="checkbox"/>
	36	<input type="checkbox"/>	<input type="checkbox"/>

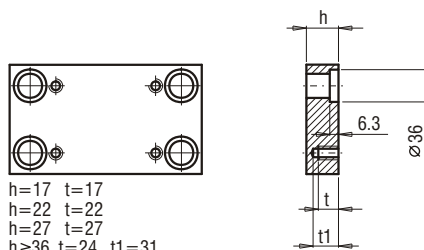
PSW-110  
PSW-120



	h	1.1730	1.2312
PSW-120/246x296	22	<input type="checkbox"/>	<input type="checkbox"/>
	27	<input type="checkbox"/>	<input type="checkbox"/>

	h	1.1730	1.2312
PSW-110/246x296	17	<input type="checkbox"/>	<input type="checkbox"/>
	22	<input type="checkbox"/>	<input type="checkbox"/>
	27	<input type="checkbox"/>	<input type="checkbox"/>

PSW-210  
PSW-220



h=17 t=17  
h=22 t=22  
h=27 t=27  
h≥36 t=24 t1=31

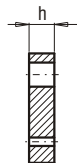
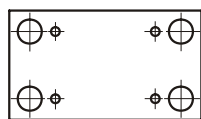
	h	1.1730	1.2312	1.2311
PSW-210 Ø30	17	<input type="checkbox"/>	<input checked="" type="checkbox"/>	<input checked="" type="checkbox"/>
PSW-220 Ø29.4	22	<input type="checkbox"/>	<input checked="" type="checkbox"/>	<input checked="" type="checkbox"/>
	27	<input type="checkbox"/>	<input checked="" type="checkbox"/>	<input checked="" type="checkbox"/>
	36	<input type="checkbox"/>	<input checked="" type="checkbox"/>	<input checked="" type="checkbox"/>
	46	<input type="checkbox"/>	<input checked="" type="checkbox"/>	<input checked="" type="checkbox"/>
	56	<input type="checkbox"/>	<input checked="" type="checkbox"/>	<input checked="" type="checkbox"/>
	66	<input type="checkbox"/>	<input checked="" type="checkbox"/>	<input checked="" type="checkbox"/>
	76	<input type="checkbox"/>	<input checked="" type="checkbox"/>	<input checked="" type="checkbox"/>
	86	<input type="checkbox"/>	<input checked="" type="checkbox"/>	<input checked="" type="checkbox"/>
	96	<input type="checkbox"/>	<input checked="" type="checkbox"/>	<input checked="" type="checkbox"/>
	116	<input type="checkbox"/>	<input checked="" type="checkbox"/>	<input checked="" type="checkbox"/>

- PSW-220/246x296
- PSW-210/246x296

PŁYTY DO FORM

246x296

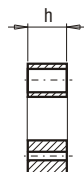
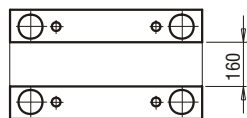
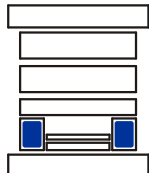
PSW-310



PSW-310/246x296

h	1.1730	1.2312
36	<input type="checkbox"/>	<input type="checkbox"/>
46	<input type="checkbox"/>	<input type="checkbox"/>
56	<input type="checkbox"/>	<input type="checkbox"/>

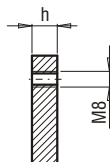
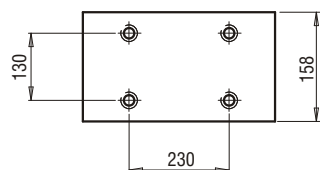
PSW-410



PSW-410/43x296

h	1.1730
56	<input type="checkbox"/>
76	<input type="checkbox"/>
96	<input type="checkbox"/>

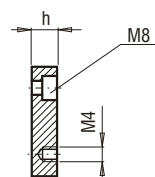
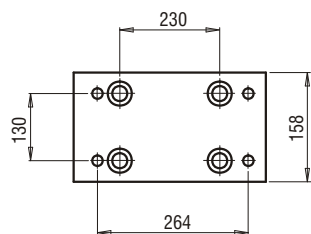
PSW-510



PSW-510/158x296

h	1.1730
12	<input type="checkbox"/>

PSW-610



PSW-610/158x296

h	1.1730	1.2312
17	<input type="checkbox"/>	<input type="checkbox"/>

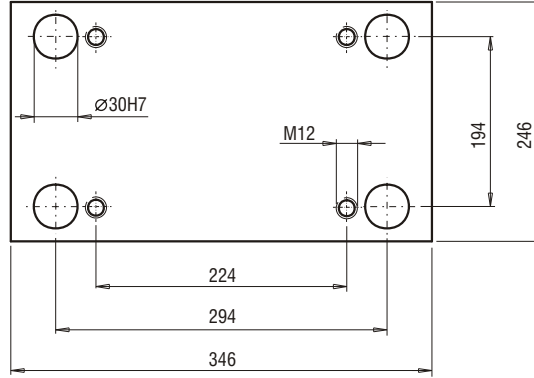
## PŁYTY DO FORM

# 246x346

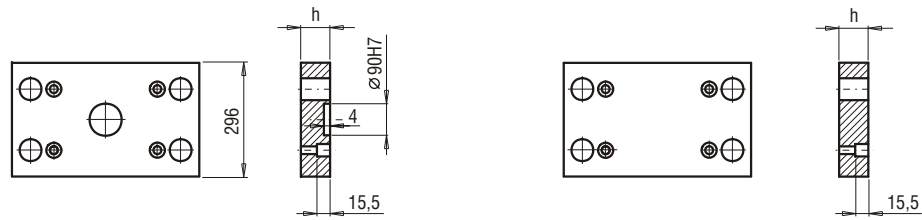
# NUMER 14

### UWAGA!

Wszystkie płyty dostępne są również w wersji bez otworów. Jesteśmy też w stanie wykonać dla Państwa niestandardowe rozmiary. W celu uzyskania dokładnych informacji, zapraszamy do kontaktu.



PSW-130  
PSW-140



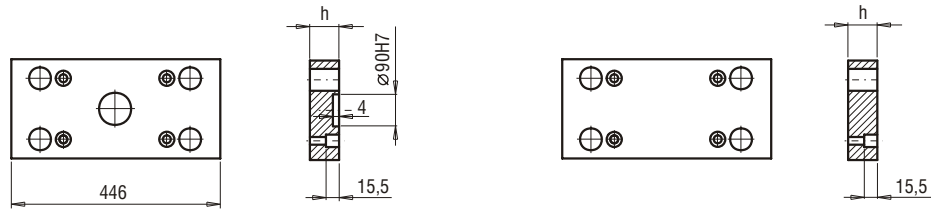
h	1.1730	1.2312
27	<input type="checkbox"/>	<input type="checkbox"/>
36	<input type="checkbox"/>	<input type="checkbox"/>

PSW-140/296x346

h	1.1730	1.2312
27	<input type="checkbox"/>	<input type="checkbox"/>
36	<input type="checkbox"/>	<input type="checkbox"/>

PSW-130/296x346

PSW-150  
PSW-160



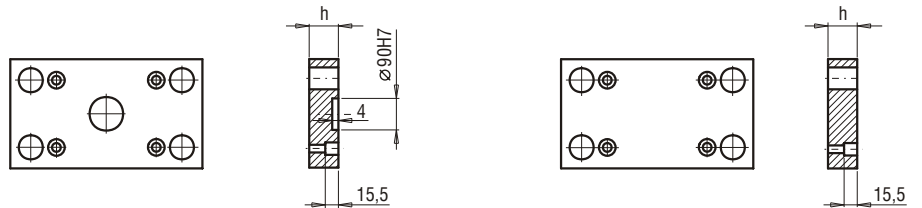
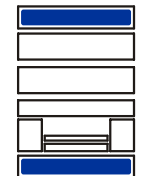
h	1.1730	1.2312
27	<input type="checkbox"/>	<input type="checkbox"/>
36	<input type="checkbox"/>	<input type="checkbox"/>

PSW-160/246x446

h	1.1730	1.2312
27	<input type="checkbox"/>	<input type="checkbox"/>
36	<input type="checkbox"/>	<input type="checkbox"/>

PSW-150/246x446

PSW-110  
PSW-120



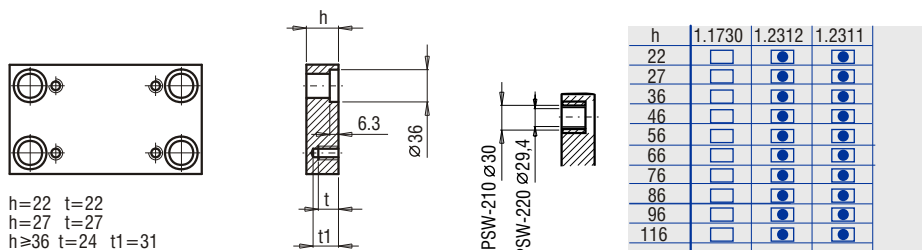
h	1.1730	1.2312
22	<input type="checkbox"/>	<input type="checkbox"/>
27	<input type="checkbox"/>	<input type="checkbox"/>

PSW-120/246x346

h	1.1730	1.2312
22	<input type="checkbox"/>	<input type="checkbox"/>
27	<input type="checkbox"/>	<input type="checkbox"/>

PSW-110/246x346

PSW-210  
PSW-220



h=22 t=22  
h=27 t=27  
h≥36 t=24 t1=31

PSW-210  $\varnothing 30$   
PSW-220  $\varnothing 29.4$

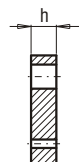
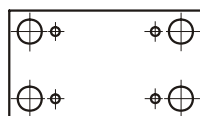
h	1.1730	1.2312	1.2311
22	<input type="checkbox"/>	<input checked="" type="checkbox"/>	<input checked="" type="checkbox"/>
27	<input type="checkbox"/>	<input checked="" type="checkbox"/>	<input checked="" type="checkbox"/>
36	<input type="checkbox"/>	<input checked="" type="checkbox"/>	<input checked="" type="checkbox"/>
46	<input type="checkbox"/>	<input checked="" type="checkbox"/>	<input checked="" type="checkbox"/>
56	<input type="checkbox"/>	<input checked="" type="checkbox"/>	<input checked="" type="checkbox"/>
66	<input type="checkbox"/>	<input checked="" type="checkbox"/>	<input checked="" type="checkbox"/>
76	<input type="checkbox"/>	<input checked="" type="checkbox"/>	<input checked="" type="checkbox"/>
86	<input type="checkbox"/>	<input checked="" type="checkbox"/>	<input checked="" type="checkbox"/>
96	<input type="checkbox"/>	<input checked="" type="checkbox"/>	<input checked="" type="checkbox"/>
116	<input type="checkbox"/>	<input checked="" type="checkbox"/>	<input checked="" type="checkbox"/>

- PSW-220/246x346
- PSW-210/246x346

## PŁYTY DO FORM

246x346

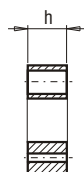
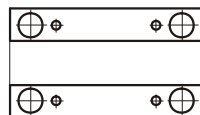
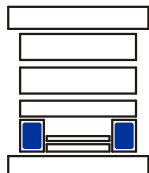
## PSW-310



PSW-310/246x346

h	1.1730	1.2312
36	<input type="checkbox"/>	<input type="checkbox"/>
46	<input type="checkbox"/>	<input type="checkbox"/>
56	<input type="checkbox"/>	<input type="checkbox"/>

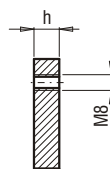
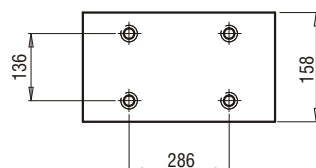
## PSW-410



PSW-410/43x346

h	1.1730
56	<input type="checkbox"/>
76	<input type="checkbox"/>
96	<input type="checkbox"/>

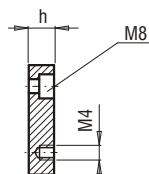
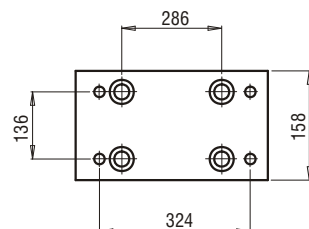
## PSW-510



PSW-510/158x346

h	1.1730
17	<input type="checkbox"/>

## PSW-610



PSW-610/158x346

h	1.1730	1.2312
22	<input type="checkbox"/>	<input type="checkbox"/>

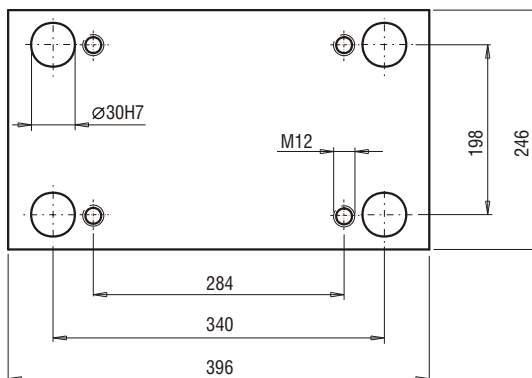
## PŁYTY DO FORM

# 246x396

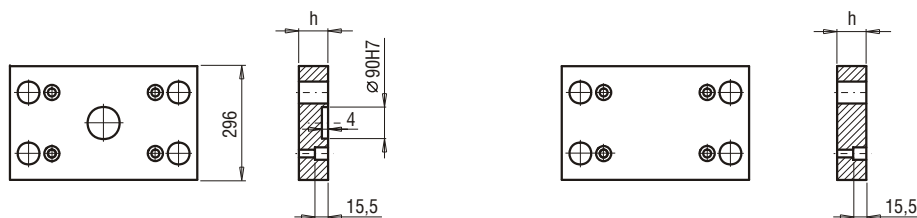
# NUMER 15

### UWAGA!

Wszystkie płyty dostępne są również w wersji bez otworów. Jesteśmy też w stanie wykonać dla Państwa niestandardowe rozmiary. W celu uzyskania dokładnych informacji, zapraszamy do kontaktu.



### PSW-130 PSW-140



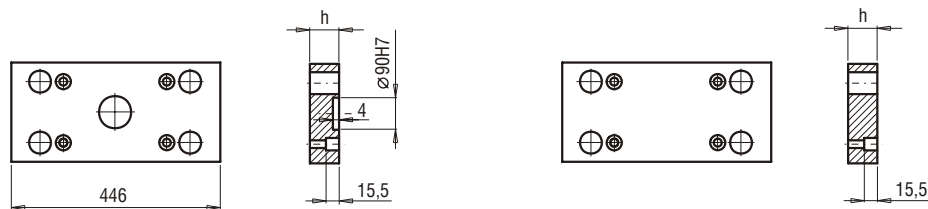
PSW-140/296x396

h	1.1730	1.2312
27	<input type="checkbox"/>	<input type="checkbox"/>
36	<input type="checkbox"/>	<input type="checkbox"/>

PSW-130/296x396

h	1.1730	1.2312
27	<input type="checkbox"/>	<input type="checkbox"/>
36	<input type="checkbox"/>	<input type="checkbox"/>

### PSW-150 PSW-160



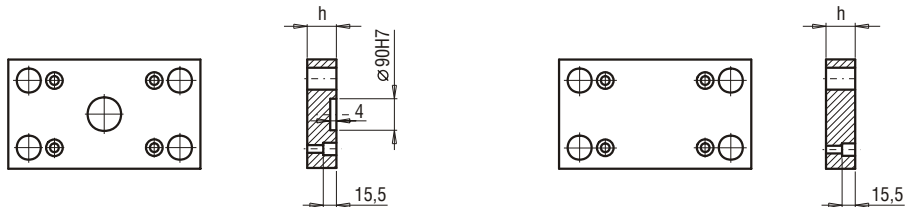
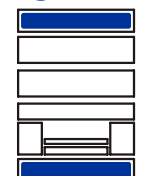
PSW-160/246x446

h	1.1730	1.2312
27	<input type="checkbox"/>	<input type="checkbox"/>
36	<input type="checkbox"/>	<input type="checkbox"/>

PSW-150/246x396

h	1.1730	1.2312
27	<input type="checkbox"/>	<input type="checkbox"/>
36	<input type="checkbox"/>	<input type="checkbox"/>

### PSW-110 PSW-120



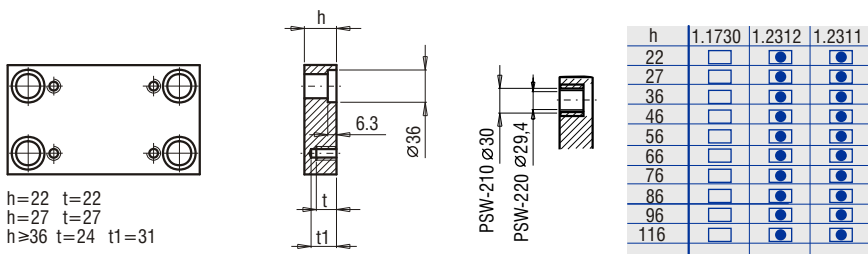
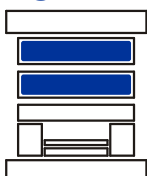
PSW-120/246x396

h	1.1730	1.2312
22	<input type="checkbox"/>	<input type="checkbox"/>
27	<input type="checkbox"/>	<input type="checkbox"/>

PSW-110/246x396

h	1.1730	1.2312
22	<input type="checkbox"/>	<input type="checkbox"/>
27	<input type="checkbox"/>	<input type="checkbox"/>

### PSW-210 PSW-220



h=22 t=22  
h=27 t=27  
h≥36 t=24 t1=31

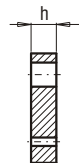
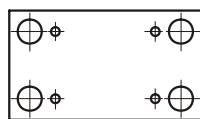
h	1.1730	1.2312	1.2311
22	<input type="checkbox"/>	<input checked="" type="checkbox"/>	<input checked="" type="checkbox"/>
27	<input type="checkbox"/>	<input checked="" type="checkbox"/>	<input checked="" type="checkbox"/>
36	<input type="checkbox"/>	<input checked="" type="checkbox"/>	<input checked="" type="checkbox"/>
46	<input type="checkbox"/>	<input checked="" type="checkbox"/>	<input checked="" type="checkbox"/>
56	<input type="checkbox"/>	<input checked="" type="checkbox"/>	<input checked="" type="checkbox"/>
66	<input type="checkbox"/>	<input checked="" type="checkbox"/>	<input checked="" type="checkbox"/>
76	<input type="checkbox"/>	<input checked="" type="checkbox"/>	<input checked="" type="checkbox"/>
86	<input type="checkbox"/>	<input checked="" type="checkbox"/>	<input checked="" type="checkbox"/>
96	<input type="checkbox"/>	<input checked="" type="checkbox"/>	<input checked="" type="checkbox"/>
116	<input type="checkbox"/>	<input checked="" type="checkbox"/>	<input checked="" type="checkbox"/>

- PSW-220/246x396
- PSW-210/246x396

## PŁYTY DO FORM

246x396

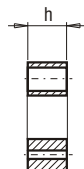
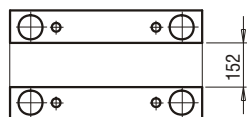
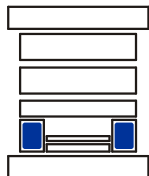
## PSW-310



PSW-310/246x396

h	1.1730	1.2312
36	<input type="checkbox"/>	<input type="checkbox"/>
46	<input type="checkbox"/>	<input type="checkbox"/>
56	<input type="checkbox"/>	<input type="checkbox"/>

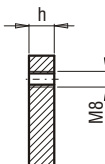
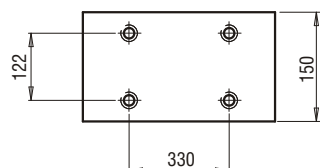
## PSW-410



PSW-410/47x396

h	1.1730
56	<input type="checkbox"/>
76	<input type="checkbox"/>
96	<input type="checkbox"/>

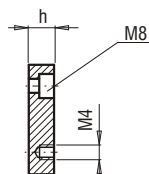
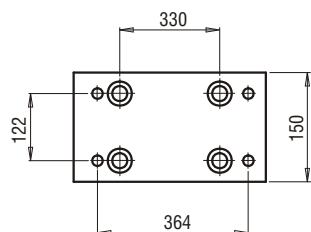
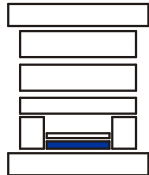
## PSW-510



PSW-510/150x396

h	1.1730
17	<input type="checkbox"/>

## PSW-610



PSW-610/150x396

PK 07/150x396x	h	1.1730	1.2312
	22	<input type="checkbox"/>	<input type="checkbox"/>



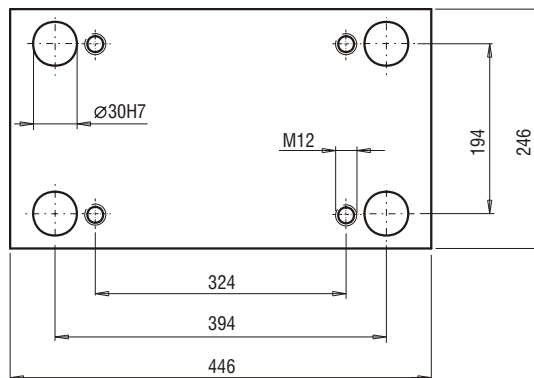
## PŁYTY DO FORM

# 246x446

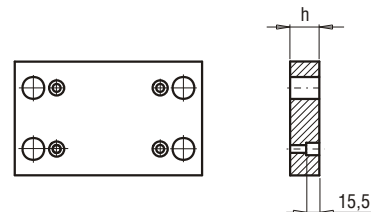
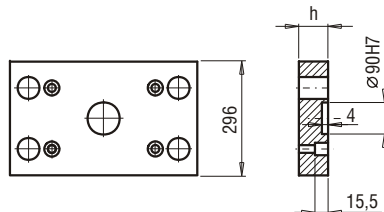
# NUMER 16

### UWAGA!

Wszystkie płyty dostępne są również w wersji bez otworów. Jesteśmy też w stanie wykonać dla Państwa niestandardowe rozmiary. W celu uzyskania dokładnych informacji, zapraszamy do kontaktu.



### PSW-130 PSW-140



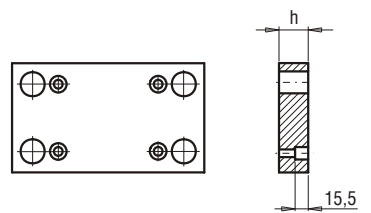
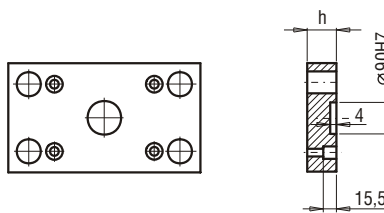
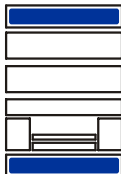
PSW-140/296x446

h	1.1730	1.2312
36	<input type="checkbox"/>	<input type="checkbox"/>

PSW-130/296x446

h	1.1730	1.2312
36	<input type="checkbox"/>	<input type="checkbox"/>

### PSW-110 PSW-120



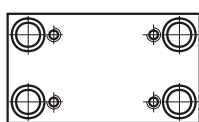
PSW-120/246x446

h	1.1730	1.2312
27	<input type="checkbox"/>	<input type="checkbox"/>

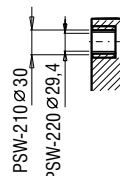
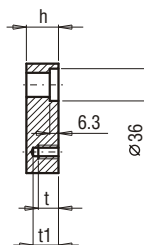
PSW-110/246x446

h	1.1730	1.2312
27	<input type="checkbox"/>	<input type="checkbox"/>

### PSW-210 PSW-220



h=27 t=27  
h≥36 t=24 t1=31



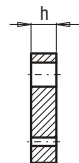
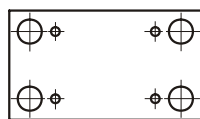
h	1.1730	1.2312	1.2311
27	<input type="checkbox"/>	<input checked="" type="checkbox"/>	<input checked="" type="checkbox"/>
36	<input type="checkbox"/>	<input checked="" type="checkbox"/>	<input checked="" type="checkbox"/>
46	<input type="checkbox"/>	<input checked="" type="checkbox"/>	<input checked="" type="checkbox"/>
56	<input type="checkbox"/>	<input checked="" type="checkbox"/>	<input checked="" type="checkbox"/>
66	<input type="checkbox"/>	<input checked="" type="checkbox"/>	<input checked="" type="checkbox"/>
76	<input type="checkbox"/>	<input checked="" type="checkbox"/>	<input checked="" type="checkbox"/>
86	<input type="checkbox"/>	<input checked="" type="checkbox"/>	<input checked="" type="checkbox"/>
96	<input type="checkbox"/>	<input checked="" type="checkbox"/>	<input checked="" type="checkbox"/>
116	<input type="checkbox"/>	<input checked="" type="checkbox"/>	<input checked="" type="checkbox"/>

- PSW-220/246x446
- PSW-210/246x446

## PŁYTY DO FORM

## 246x446

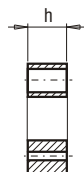
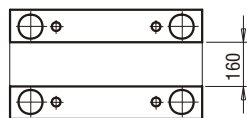
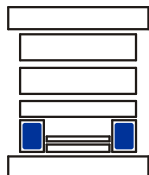
## PSW-310



PSW-310/246x446

h	1.1730	1.2312
36	<input type="checkbox"/>	<input type="checkbox"/>
46	<input type="checkbox"/>	<input type="checkbox"/>
56	<input type="checkbox"/>	<input type="checkbox"/>

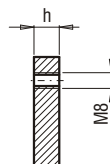
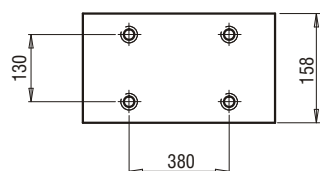
## PSW-410



PSW-410/43x446

h	1.1730
56	<input type="checkbox"/>
76	<input type="checkbox"/>
96	<input type="checkbox"/>

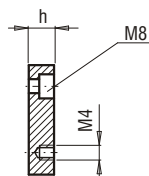
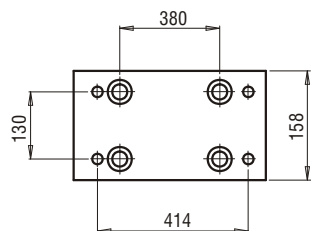
## PSW-510



PSW-510/158x446

h	1.1730
17	<input type="checkbox"/>

## PSW-610



PSW-610/158x446

h	1.1730	1.2312
22	<input type="checkbox"/>	<input type="checkbox"/>

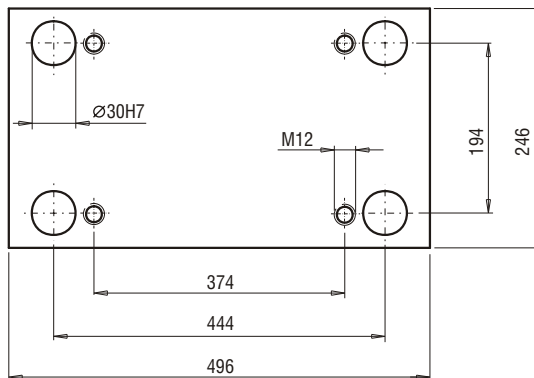
## PŁYTY DO FORM

# 246x496

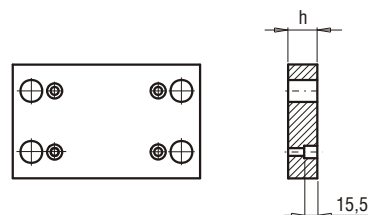
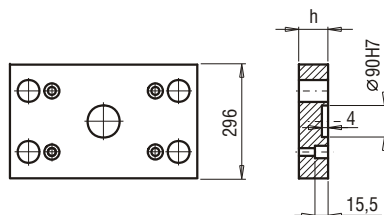
# NUMER 17

### UWAGA!

Wszystkie płyty dostępne są również w wersji bez otworów. Jesteśmy też w stanie wykonać dla Państwa niestandardowe rozmiary. W celu uzyskania dokładnych informacji, zapraszamy do kontaktu.



### PSW-130 PSW-140



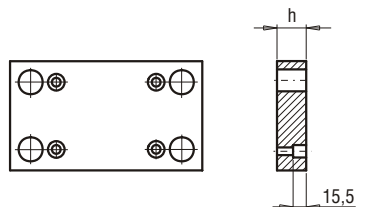
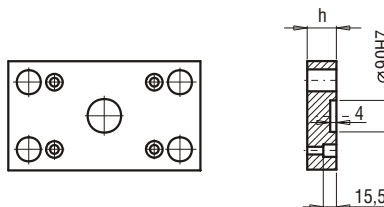
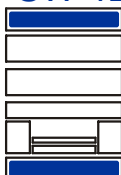
PSW-140/296x496

h	1.1730	1.2312
36	<input type="checkbox"/>	<input type="checkbox"/>

PSW-130/296x496

h	1.1730	1.2312
36	<input type="checkbox"/>	<input type="checkbox"/>

### PSW-110 PSW-120



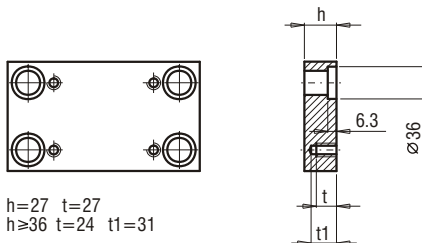
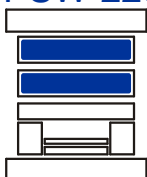
PSW-120/246x496

h	1.1730	1.2312
27	<input type="checkbox"/>	<input type="checkbox"/>

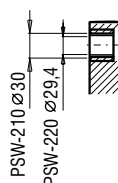
PSW-110/246x496

h	1.1730	1.2312
27	<input type="checkbox"/>	<input type="checkbox"/>

### PSW-210 PSW-220



h=27 t=27  
h≥36 t=24 t1=31



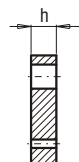
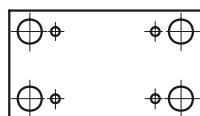
h	1.1730	1.2312	1.2311
27	<input type="checkbox"/>	<input checked="" type="checkbox"/>	<input checked="" type="checkbox"/>
36	<input type="checkbox"/>	<input checked="" type="checkbox"/>	<input checked="" type="checkbox"/>
46	<input type="checkbox"/>	<input checked="" type="checkbox"/>	<input checked="" type="checkbox"/>
56	<input type="checkbox"/>	<input checked="" type="checkbox"/>	<input checked="" type="checkbox"/>
66	<input type="checkbox"/>	<input checked="" type="checkbox"/>	<input checked="" type="checkbox"/>
76	<input type="checkbox"/>	<input checked="" type="checkbox"/>	<input checked="" type="checkbox"/>
86	<input type="checkbox"/>	<input checked="" type="checkbox"/>	<input checked="" type="checkbox"/>
96	<input type="checkbox"/>	<input checked="" type="checkbox"/>	<input checked="" type="checkbox"/>
116	<input type="checkbox"/>	<input checked="" type="checkbox"/>	<input checked="" type="checkbox"/>

- PSW-220/246x496
- PSW-210/249x496

## PŁYTY DO FORM

246x496

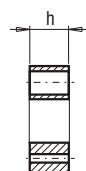
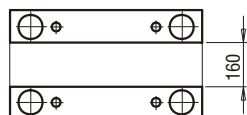
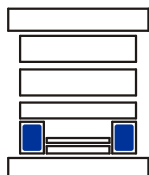
## PSW-310



PSW-310/246x496

h	1.1730	1.2312
36	<input type="checkbox"/>	<input type="checkbox"/>
46	<input type="checkbox"/>	<input type="checkbox"/>
56	<input type="checkbox"/>	<input type="checkbox"/>

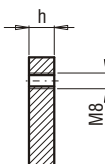
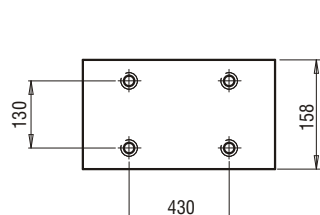
## PSW-410



PSW-410/43x496

h	1.1730
56	<input type="checkbox"/>
76	<input type="checkbox"/>
96	<input type="checkbox"/>

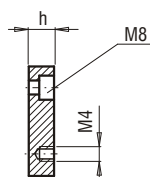
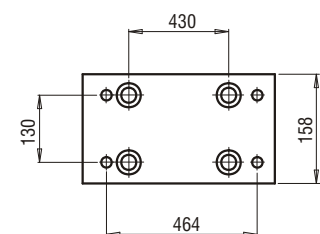
## PSW-510



PSW-510/158x496

h	1.1730
17	<input type="checkbox"/>

## PSW-610



PSW-610/158x496

h	1.1730	1.2312
22	<input type="checkbox"/>	<input type="checkbox"/>

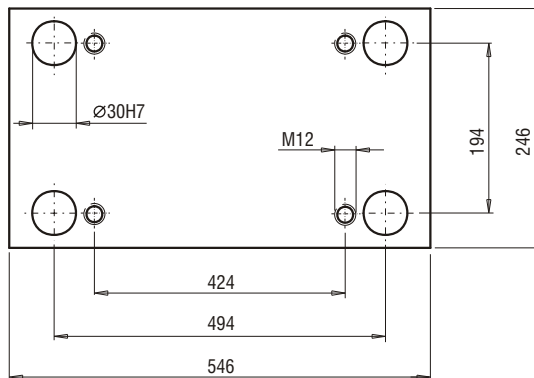
## PŁYTY DO FORM

# 246x546

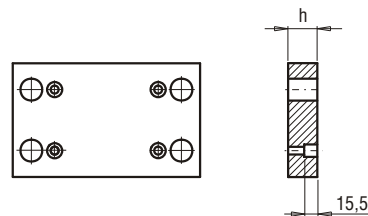
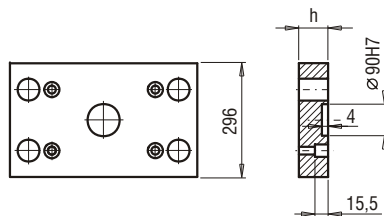
# NUMER 77

### UWAGA!

Wszystkie płyty dostępne są również w wersji bez otworów. Jesteśmy też w stanie wykonać dla Państwa niestandardowe rozmiary. W celu uzyskania dokładnych informacji, zapraszamy do kontaktu.



### PSW-130 PSW-140



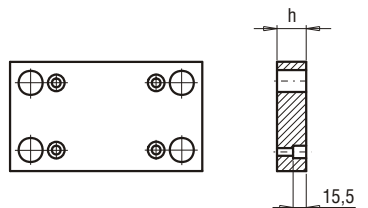
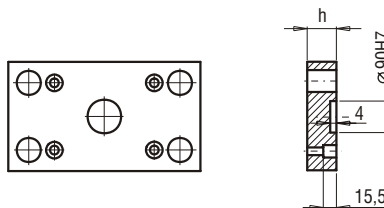
PSW-140/296x546

h	1.1730	1.2312
36	<input type="checkbox"/>	<input type="checkbox"/>

PSW-130/296x546

h	1.1730	1.2312
36	<input type="checkbox"/>	<input type="checkbox"/>

### PSW-110 PSW-120



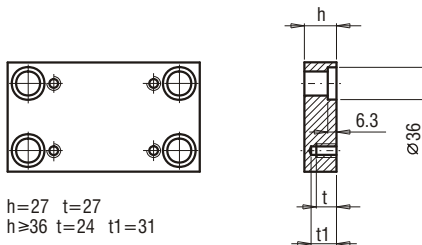
PSW-120/246x546

h	1.1730	1.2312
27	<input type="checkbox"/>	<input type="checkbox"/>

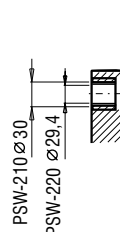
PSW-110/246x546

h	1.1730	1.2312
27	<input type="checkbox"/>	<input type="checkbox"/>

### PSW-210 PSW-220



h=27 t=27  
h≥36 t=24 t1=31



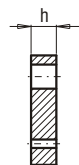
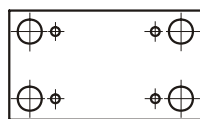
h	1.1730	1.2312	1.2311
27	<input type="checkbox"/>	<input checked="" type="checkbox"/>	<input checked="" type="checkbox"/>
36	<input type="checkbox"/>	<input checked="" type="checkbox"/>	<input checked="" type="checkbox"/>
46	<input type="checkbox"/>	<input checked="" type="checkbox"/>	<input checked="" type="checkbox"/>
56	<input type="checkbox"/>	<input checked="" type="checkbox"/>	<input checked="" type="checkbox"/>
66	<input type="checkbox"/>	<input checked="" type="checkbox"/>	<input checked="" type="checkbox"/>
76	<input type="checkbox"/>	<input checked="" type="checkbox"/>	<input checked="" type="checkbox"/>
86	<input type="checkbox"/>	<input checked="" type="checkbox"/>	<input checked="" type="checkbox"/>
96	<input type="checkbox"/>	<input checked="" type="checkbox"/>	<input checked="" type="checkbox"/>
116	<input type="checkbox"/>	<input checked="" type="checkbox"/>	<input checked="" type="checkbox"/>

- PSW-220/246x546
- PSW-210/246x546

## PŁYTY DO FORM

246x546

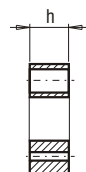
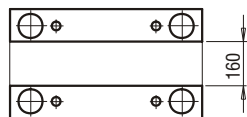
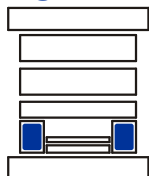
## PSW-310



PSW-310/246x546

h	1.1730	1.2312
36	<input type="checkbox"/>	<input type="checkbox"/>
46	<input type="checkbox"/>	<input type="checkbox"/>
56	<input type="checkbox"/>	<input type="checkbox"/>

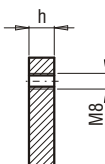
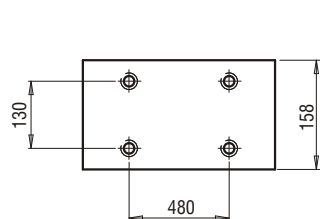
## PSW-410



PSW-410/43x546

h	1.1730
56	<input type="checkbox"/>
76	<input type="checkbox"/>
96	<input type="checkbox"/>

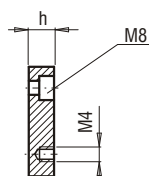
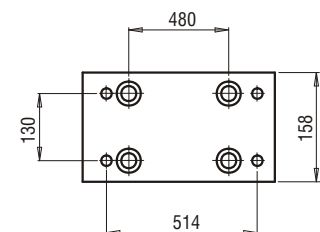
## PSW-510



PSW-510/158x546

h	1.1730
17	<input type="checkbox"/>

## PSW-610



PSW-610/158x546

h	1.1730	1.2312
22	<input type="checkbox"/>	<input type="checkbox"/>

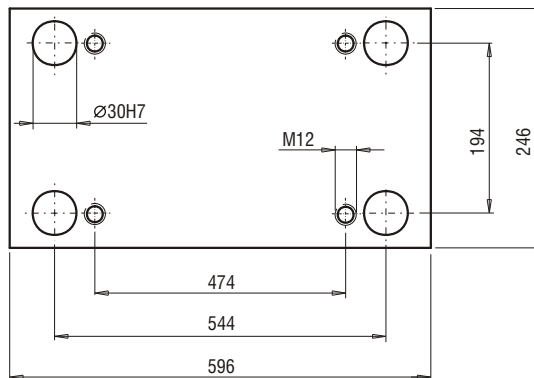
## PŁYTY DO FORM

# 246x596

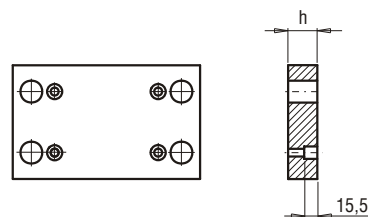
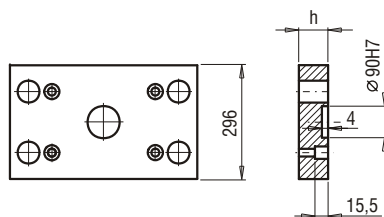
# NUMER 78

### UWAGA!

Wszystkie płyty dostępne są również w wersji bez otworów. Jesteśmy też w stanie wykonać dla Państwa niestandardowe rozmiary. W celu uzyskania dokładnych informacji, zapraszamy do kontaktu.



### PSW-130 PSW-140



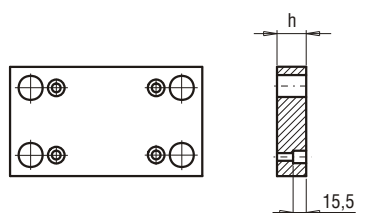
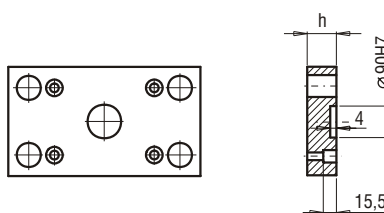
h	1.1730	1.2312
36	<input type="checkbox"/>	<input type="checkbox"/>

PSW-140/296x596

h	1.1730	1.2312
36	<input type="checkbox"/>	<input type="checkbox"/>

PSW-130/296x596

### PSW-110 PSW-120



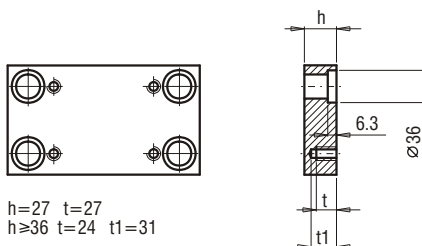
h	1.1730	1.2312
27	<input type="checkbox"/>	<input type="checkbox"/>

PSW-120/246x596

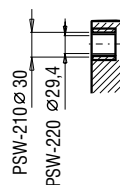
h	1.1730	1.2312
27	<input type="checkbox"/>	<input type="checkbox"/>

PSW-110/246x596

### PSW-210 PSW-220



h=27 t=27  
h>=36 t=24 t1=31



PSW-210  $\varnothing 30$   
PSW-220  $\varnothing 29.4$

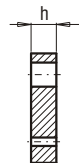
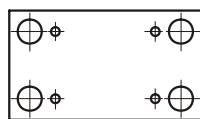
h	1.1730	1.2312	1.2311
27	<input type="checkbox"/>	<input checked="" type="checkbox"/>	<input checked="" type="checkbox"/>
36	<input type="checkbox"/>	<input checked="" type="checkbox"/>	<input checked="" type="checkbox"/>
46	<input type="checkbox"/>	<input checked="" type="checkbox"/>	<input checked="" type="checkbox"/>
56	<input type="checkbox"/>	<input checked="" type="checkbox"/>	<input checked="" type="checkbox"/>
66	<input type="checkbox"/>	<input checked="" type="checkbox"/>	<input checked="" type="checkbox"/>
76	<input type="checkbox"/>	<input checked="" type="checkbox"/>	<input checked="" type="checkbox"/>
86	<input type="checkbox"/>	<input checked="" type="checkbox"/>	<input checked="" type="checkbox"/>
96	<input type="checkbox"/>	<input checked="" type="checkbox"/>	<input checked="" type="checkbox"/>
116	<input type="checkbox"/>	<input checked="" type="checkbox"/>	<input checked="" type="checkbox"/>

- PSW-220/246x596
- PSW-210/246x596

## PŁYTY DO FORM

## 246x596

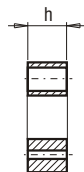
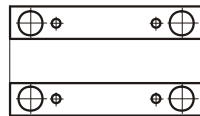
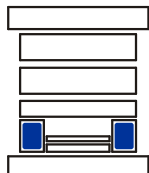
## PSW-310



PSW-310/246x596

h	1.1730	1.2312
36	<input type="checkbox"/>	<input type="checkbox"/>
46	<input type="checkbox"/>	<input type="checkbox"/>
56	<input type="checkbox"/>	<input type="checkbox"/>

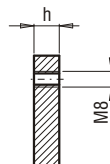
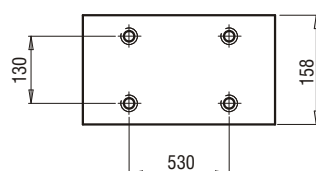
## PSW-410



PSW-410/43x596

h	1.1730
76	<input type="checkbox"/>
96	<input type="checkbox"/>
116	<input type="checkbox"/>

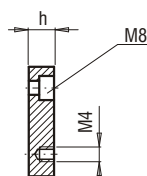
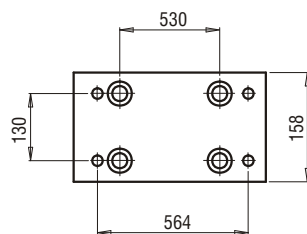
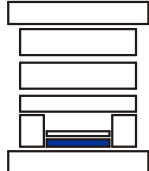
## PSW-510



PSW-510/158x596

h	1.1730
17	<input type="checkbox"/>

## PSW-610



PSW-610/158x596

h	1.1730	1.2312
22	<input type="checkbox"/>	<input type="checkbox"/>



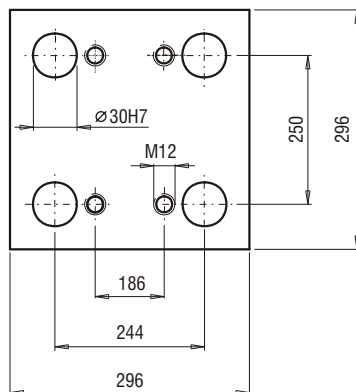
## PŁYTY DO FORM

# 296x296

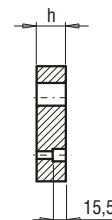
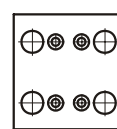
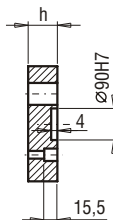
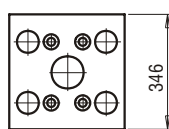
# NUMER 18

### UWAGA!

Wszystkie płyty dostępne są również w wersji bez otworów. Jesteśmy też w stanie wykonać dla Państwa niestandardowe rozmiary. W celu uzyskania dokładnych informacji, zapraszamy do kontaktu.



PSW-130  
PSW-140



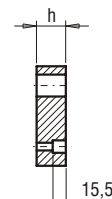
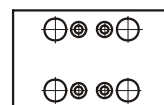
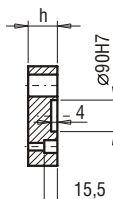
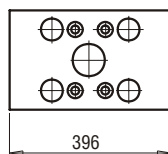
PSW-140/346x296

h	1.1730	1.2312
27	<input type="checkbox"/>	<input type="checkbox"/>
36	<input type="checkbox"/>	<input type="checkbox"/>

PSW-130/346x296

h	1.1730	1.2312
27	<input type="checkbox"/>	<input type="checkbox"/>
36	<input type="checkbox"/>	<input type="checkbox"/>

PSW-150  
PSW-160



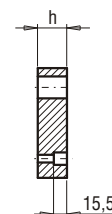
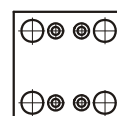
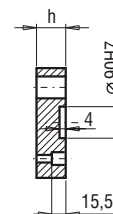
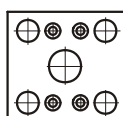
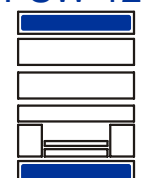
PSW-160/296x396

h	1.1730	1.2312
27	<input type="checkbox"/>	<input type="checkbox"/>
36	<input type="checkbox"/>	<input type="checkbox"/>

PSW-150/296x396

h	1.1730	1.2312
27	<input type="checkbox"/>	<input type="checkbox"/>
36	<input type="checkbox"/>	<input type="checkbox"/>

PSW-110  
PSW-120



PSW-120/296x296

h	1.1730	1.2312
22	<input type="checkbox"/>	<input type="checkbox"/>
27	<input type="checkbox"/>	<input type="checkbox"/>

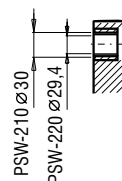
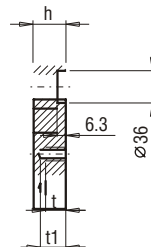
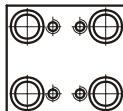
PSW-110/296x296

h	1.1730	1.2312
22	<input type="checkbox"/>	<input type="checkbox"/>
27	<input type="checkbox"/>	<input type="checkbox"/>

PSW-210  
PSW-220



h=22 t=22  
h=27 t=27  
h≥36 t=24 t1=31



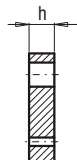
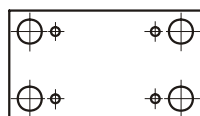
h	1.1730	1.2312	1.2311
22	<input type="checkbox"/>	<input checked="" type="checkbox"/>	<input checked="" type="checkbox"/>
27	<input type="checkbox"/>	<input checked="" type="checkbox"/>	<input checked="" type="checkbox"/>
36	<input type="checkbox"/>	<input checked="" type="checkbox"/>	<input checked="" type="checkbox"/>
46	<input type="checkbox"/>	<input checked="" type="checkbox"/>	<input checked="" type="checkbox"/>
56	<input type="checkbox"/>	<input checked="" type="checkbox"/>	<input checked="" type="checkbox"/>
66	<input type="checkbox"/>	<input checked="" type="checkbox"/>	<input checked="" type="checkbox"/>
76	<input type="checkbox"/>	<input checked="" type="checkbox"/>	<input checked="" type="checkbox"/>
86	<input type="checkbox"/>	<input checked="" type="checkbox"/>	<input checked="" type="checkbox"/>
96	<input type="checkbox"/>	<input checked="" type="checkbox"/>	<input checked="" type="checkbox"/>
116	<input type="checkbox"/>	<input checked="" type="checkbox"/>	<input checked="" type="checkbox"/>
136	<input type="checkbox"/>	<input checked="" type="checkbox"/>	<input checked="" type="checkbox"/>

PSW-220/296x296  
 PSW-210/296x296

## PŁYTY DO FORM

## 296x296

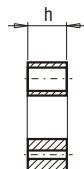
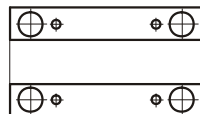
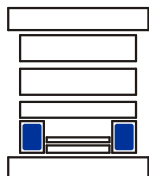
## PSW-310



PSW-310/296x296

h	1.1730	1.2312
36	<input type="checkbox"/>	<input type="checkbox"/>
46	<input type="checkbox"/>	<input type="checkbox"/>
56	<input type="checkbox"/>	<input type="checkbox"/>

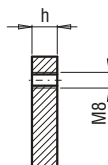
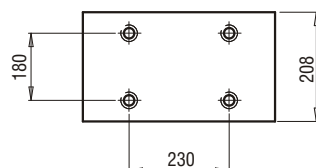
## PSW-410



PSW-410/43x296

h	1.1730
56	<input type="checkbox"/>
76	<input type="checkbox"/>
96	<input type="checkbox"/>

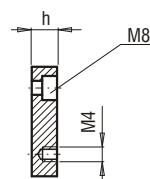
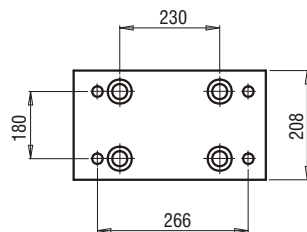
## PSW-510



PSW-510/208x296

h	1.1730
12	<input type="checkbox"/>

## PSW-610



PSW-610/208x296

h	1.1730	1.2312
17	<input type="checkbox"/>	<input type="checkbox"/>

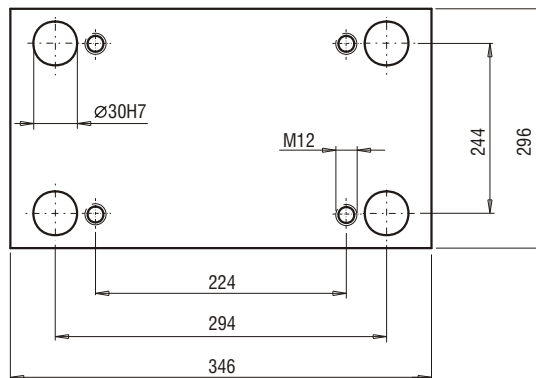
## PŁYTY DO FORM

# 296x346

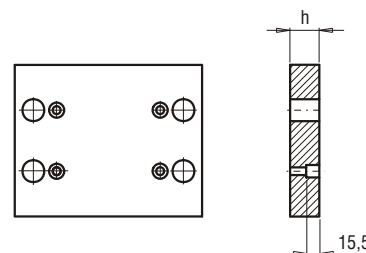
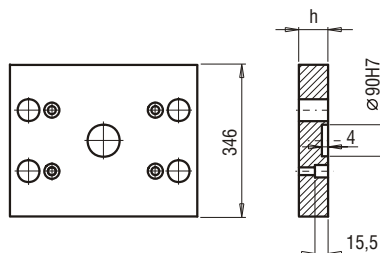
# NUMER 19

### UWAGA!

Wszystkie płyty dostępne są również w wersji bez otworów. Jesteśmy też w stanie wykonać dla Państwa niestandardowe rozmiary. W celu uzyskania dokładnych informacji, zapraszamy do kontaktu.



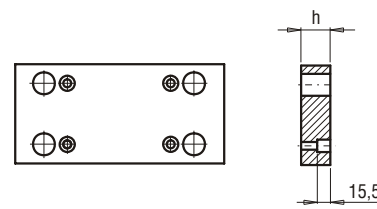
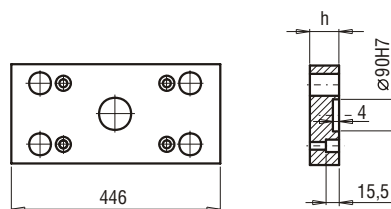
PSW-130  
PSW-140



h	1.1730	1.2312
27	<input type="checkbox"/>	<input type="checkbox"/>
36	<input type="checkbox"/>	<input type="checkbox"/>

h	1.1730	1.2312
27	<input type="checkbox"/>	<input type="checkbox"/>
36	<input type="checkbox"/>	<input type="checkbox"/>

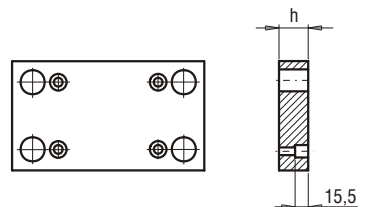
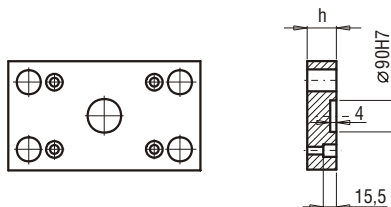
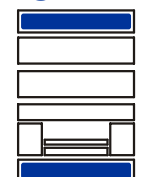
PSW-150  
PSW-160



h	1.1730	1.2312
27	<input type="checkbox"/>	<input type="checkbox"/>
36	<input type="checkbox"/>	<input type="checkbox"/>

h	1.1730	1.2312
27	<input type="checkbox"/>	<input type="checkbox"/>
36	<input type="checkbox"/>	<input type="checkbox"/>

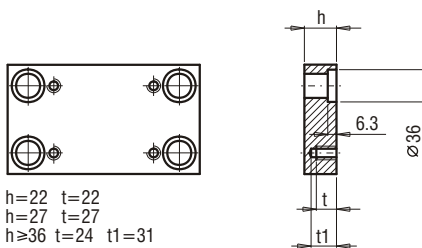
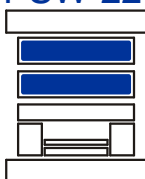
PSW-110  
PSW-120



h	1.1730	1.2312
22	<input type="checkbox"/>	<input type="checkbox"/>
27	<input type="checkbox"/>	<input type="checkbox"/>

h	1.1730	1.2312
22	<input type="checkbox"/>	<input type="checkbox"/>
27	<input type="checkbox"/>	<input type="checkbox"/>

PSW-210  
PSW-220



h=22 t=22  
h=27 t=27  
h≥36 t=24 t1=31

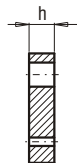
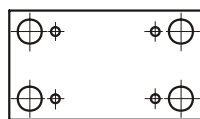
h	1.1730	1.2312	1.2311
22	<input type="checkbox"/>	<input type="checkbox"/>	<input type="checkbox"/>
27	<input type="checkbox"/>	<input type="checkbox"/>	<input type="checkbox"/>
36	<input type="checkbox"/>	<input checked="" type="checkbox"/>	<input checked="" type="checkbox"/>
46	<input type="checkbox"/>	<input checked="" type="checkbox"/>	<input checked="" type="checkbox"/>
56	<input type="checkbox"/>	<input checked="" type="checkbox"/>	<input checked="" type="checkbox"/>
66	<input type="checkbox"/>	<input checked="" type="checkbox"/>	<input checked="" type="checkbox"/>
76	<input type="checkbox"/>	<input checked="" type="checkbox"/>	<input checked="" type="checkbox"/>
86	<input type="checkbox"/>	<input checked="" type="checkbox"/>	<input checked="" type="checkbox"/>
96	<input type="checkbox"/>	<input checked="" type="checkbox"/>	<input checked="" type="checkbox"/>
116	<input type="checkbox"/>	<input checked="" type="checkbox"/>	<input checked="" type="checkbox"/>
136	<input type="checkbox"/>	<input checked="" type="checkbox"/>	<input checked="" type="checkbox"/>

- PSW-220/296x346
- PSW-210/296x346

## PŁYTY DO FORM

296x346

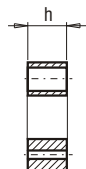
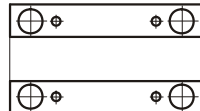
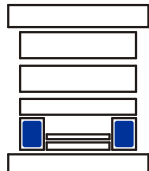
## PSW-310



PSW-310/296x346

h	1.1730	1.2312
36	<input type="checkbox"/>	<input type="checkbox"/>
46	<input type="checkbox"/>	<input type="checkbox"/>
56	<input type="checkbox"/>	<input type="checkbox"/>

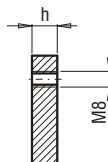
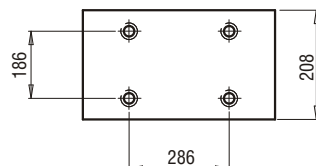
## PSW-410



PSW-410/43x346

h	1.1730
56	<input type="checkbox"/>
76	<input type="checkbox"/>
96	<input type="checkbox"/>

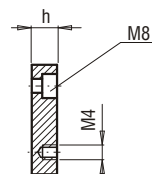
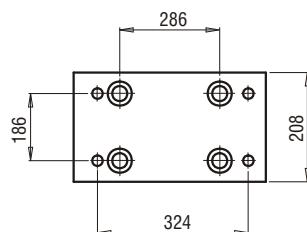
## PSW-510



PSW-510/208x346

h	1.1730
17	<input type="checkbox"/>

## PSW-610



PSW-610/208x346

h	1.1730	1.2312
22	<input type="checkbox"/>	<input type="checkbox"/>

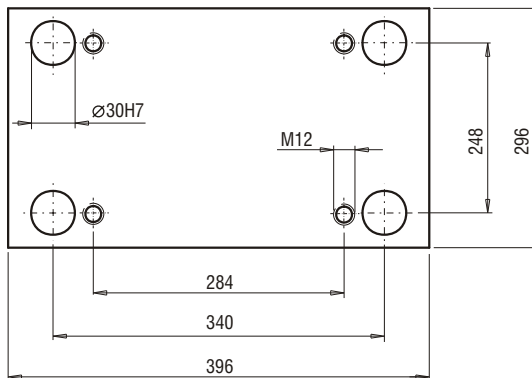
## PŁYTY DO FORM

# 296x396

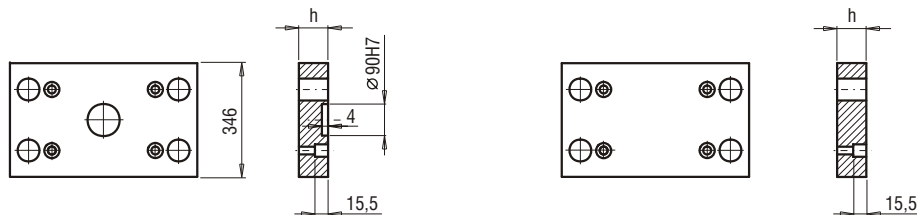
# NUMER 20

### UWAGA!

Wszystkie płyty dostępne są również w wersji bez otworów. Jesteśmy też w stanie wykonać dla Państwa niestandardowe rozmiary. W celu uzyskania dokładnych informacji, zapraszamy do kontaktu.



PSW-130  
PSW-140



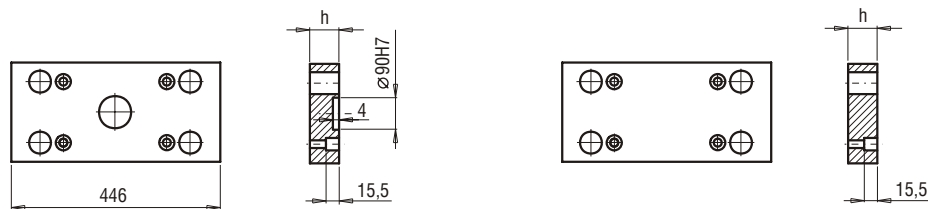
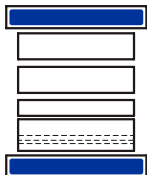
h	1.1730	1.2312
27	<input type="checkbox"/>	<input type="checkbox"/>
36	<input type="checkbox"/>	<input type="checkbox"/>

PSW-140/346x396

h	1.1730	1.2312
27	<input type="checkbox"/>	<input type="checkbox"/>
36	<input type="checkbox"/>	<input type="checkbox"/>

PSW-130/346x396

PSW-150  
PSW-160



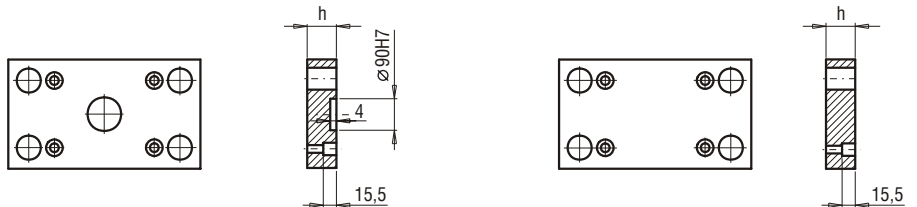
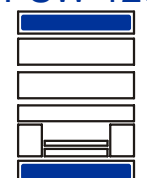
h	1.1730	1.2312
27	<input type="checkbox"/>	<input type="checkbox"/>
36	<input type="checkbox"/>	<input type="checkbox"/>

PSW-160/296x446

h	1.1730	1.2312
27	<input type="checkbox"/>	<input type="checkbox"/>
36	<input type="checkbox"/>	<input type="checkbox"/>

PSW-150/296x446

PSW-110  
PSW-120



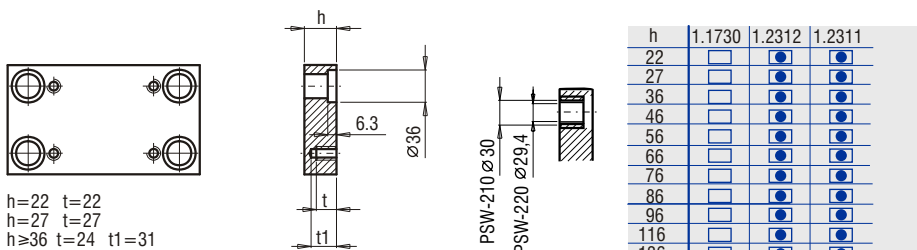
h	1.1730	1.2312
22	<input type="checkbox"/>	<input type="checkbox"/>
27	<input type="checkbox"/>	<input type="checkbox"/>

PSW-120/296x396

h	1.1730	1.2312
22	<input type="checkbox"/>	<input type="checkbox"/>
27	<input type="checkbox"/>	<input type="checkbox"/>

PSW-110/296x396

PSW-210  
PSW-220



h=22 t=22  
h=27 t=27  
h≥36 t=24 t1=31

PSW-210  $\varnothing 30$   
PSW-220  $\varnothing 29.4$

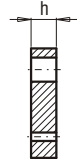
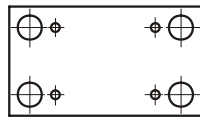
h	1.1730	1.2312	1.2311
22	<input type="checkbox"/>	<input checked="" type="checkbox"/>	<input checked="" type="checkbox"/>
27	<input type="checkbox"/>	<input checked="" type="checkbox"/>	<input checked="" type="checkbox"/>
36	<input type="checkbox"/>	<input checked="" type="checkbox"/>	<input checked="" type="checkbox"/>
46	<input type="checkbox"/>	<input checked="" type="checkbox"/>	<input checked="" type="checkbox"/>
56	<input type="checkbox"/>	<input checked="" type="checkbox"/>	<input checked="" type="checkbox"/>
66	<input type="checkbox"/>	<input checked="" type="checkbox"/>	<input checked="" type="checkbox"/>
76	<input type="checkbox"/>	<input checked="" type="checkbox"/>	<input checked="" type="checkbox"/>
86	<input type="checkbox"/>	<input checked="" type="checkbox"/>	<input checked="" type="checkbox"/>
96	<input type="checkbox"/>	<input checked="" type="checkbox"/>	<input checked="" type="checkbox"/>
116	<input type="checkbox"/>	<input checked="" type="checkbox"/>	<input checked="" type="checkbox"/>
136	<input type="checkbox"/>	<input checked="" type="checkbox"/>	<input checked="" type="checkbox"/>

- PSW-220/296x396
- PSW-210/296x396

PŁYTY DO FORM

296x396

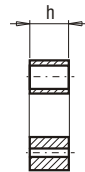
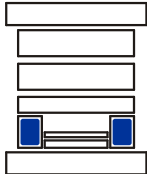
PSW-310



PSW-310/296x396

h	1.1730	1.2312
36	<input type="checkbox"/>	<input type="checkbox"/>
46	<input type="checkbox"/>	<input type="checkbox"/>
56	<input type="checkbox"/>	<input type="checkbox"/>

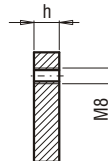
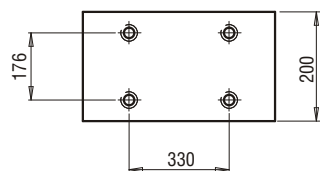
PSW-410



PSW-410/47x296

h	1.1730
56	<input type="checkbox"/>
76	<input type="checkbox"/>
96	<input type="checkbox"/>

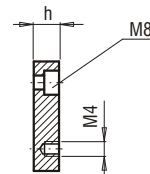
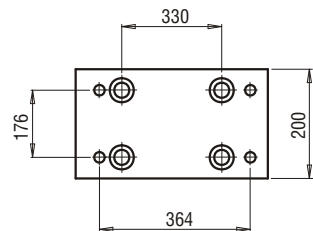
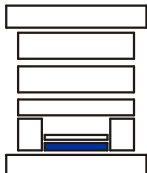
PSW-510



PSW-510/200x396

h	1.1730
17	<input type="checkbox"/>

PSW-610



PSW-610/200x396

h	1.1730	1.2312
22	<input type="checkbox"/>	<input type="checkbox"/>

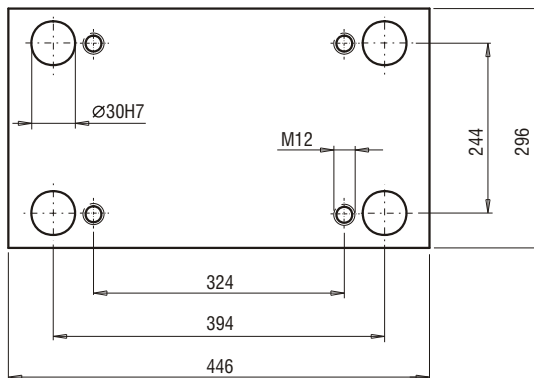
## PŁYTY DO FORM

# 296x446

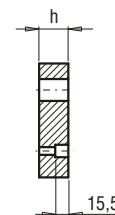
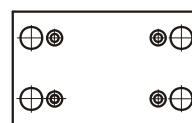
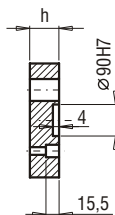
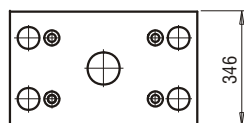
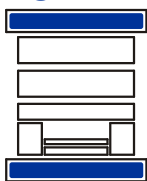
# NUMER 21

### UWAGA!

Wszystkie płyty dostępne są również w wersji bez otworów. Jesteśmy też w stanie wykonać dla Państwa niestandardowe rozmiary. W celu uzyskania dokładnych informacji, zapraszamy do kontaktu.



PSW-130  
PSW-140



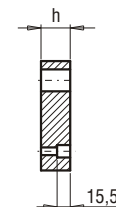
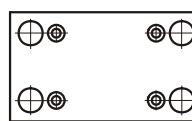
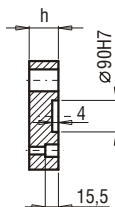
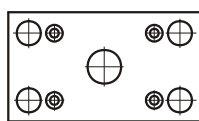
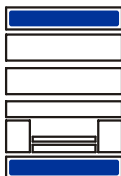
PSW-140/346x446

h	1.1730	1.2312
36	<input type="checkbox"/>	<input type="checkbox"/>

PSW-130/346x446

h	1.1730	1.2312
36	<input type="checkbox"/>	<input type="checkbox"/>

PSW-110  
PSW-120



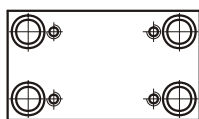
PSW-120/296x446

h	1.1730	1.2312
27	<input type="checkbox"/>	<input type="checkbox"/>

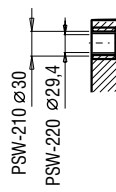
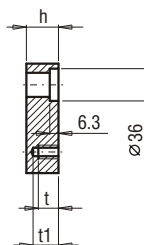
PSW-110/296x446

h	1.1730	1.2312
27	<input type="checkbox"/>	<input type="checkbox"/>

PSW-210  
PSW-220



h=27 t=27  
h≥36 t=24 t1=31



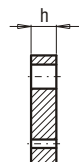
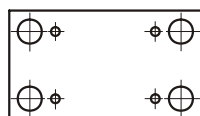
h	1.1730	1.2312	1.2311
27	<input type="checkbox"/>	<input checked="" type="checkbox"/>	<input checked="" type="checkbox"/>
36	<input type="checkbox"/>	<input checked="" type="checkbox"/>	<input checked="" type="checkbox"/>
46	<input type="checkbox"/>	<input checked="" type="checkbox"/>	<input checked="" type="checkbox"/>
56	<input type="checkbox"/>	<input checked="" type="checkbox"/>	<input checked="" type="checkbox"/>
66	<input type="checkbox"/>	<input checked="" type="checkbox"/>	<input checked="" type="checkbox"/>
76	<input type="checkbox"/>	<input checked="" type="checkbox"/>	<input checked="" type="checkbox"/>
86	<input type="checkbox"/>	<input checked="" type="checkbox"/>	<input checked="" type="checkbox"/>
96	<input type="checkbox"/>	<input checked="" type="checkbox"/>	<input checked="" type="checkbox"/>
116	<input type="checkbox"/>	<input checked="" type="checkbox"/>	<input checked="" type="checkbox"/>
136	<input type="checkbox"/>	<input checked="" type="checkbox"/>	<input checked="" type="checkbox"/>

- PSW-220/296x446
- PSW-210/296x446

## PŁYTY DO FORM

296x446

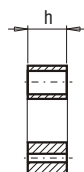
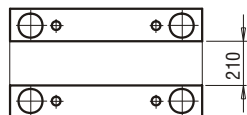
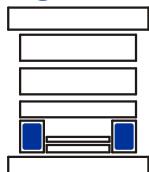
## PSW-310



PSW-310/296x446

h	1.1730	1.2312
36	<input type="checkbox"/>	<input type="checkbox"/>
46	<input type="checkbox"/>	<input type="checkbox"/>
56	<input type="checkbox"/>	<input type="checkbox"/>

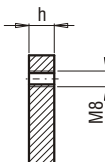
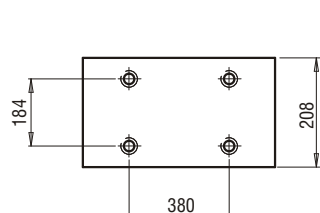
## PSW-410



PSW-410/43x446

h	1.1730
56	<input type="checkbox"/>
76	<input type="checkbox"/>
96	<input type="checkbox"/>

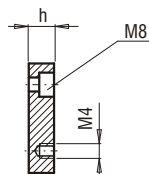
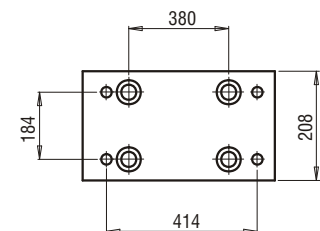
## PSW-510



PSW-510/208x446

h	1.1730
17	<input type="checkbox"/>

## PSW-610



PSW-610/208x446

h	1.1730	1.2312
22	<input type="checkbox"/>	<input type="checkbox"/>



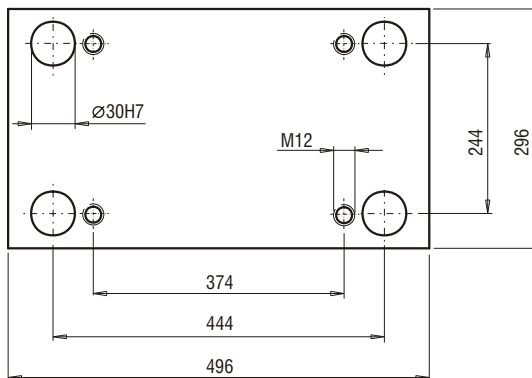
## PŁYTY DO FORM

# 296x496

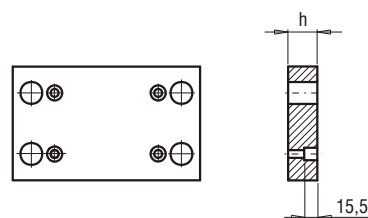
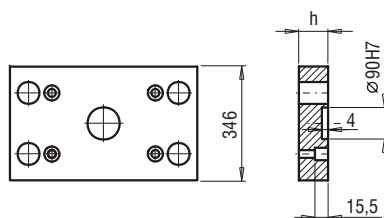
# NUMER 22

### UWAGA!

Wszystkie płyty dostępne są również w wersji bez otworów. Jesteśmy też w stanie wykonać dla Państwa niestandardowe rozmiary. W celu uzyskania dokładnych informacji, zapraszamy do kontaktu.



### PSW-130 PSW-140



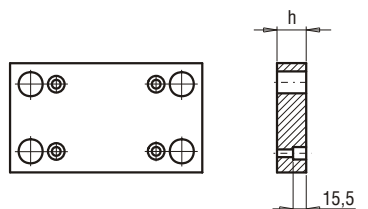
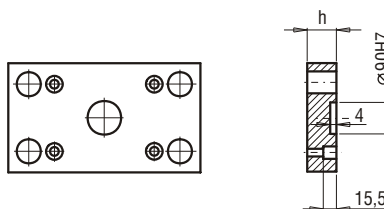
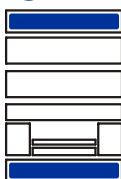
h	1.1730	1.2312
36	<input type="checkbox"/>	<input type="checkbox"/>

PSW-140/346x496

h	1.1730	1.2312
36	<input type="checkbox"/>	<input type="checkbox"/>

PSW-130/346x496

### PSW-110 PSW-120



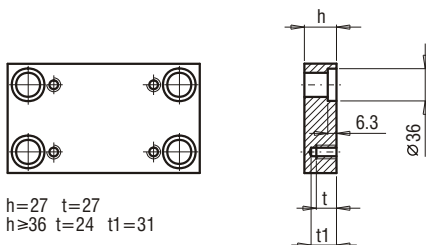
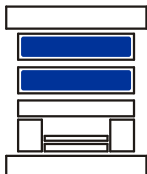
h	1.1730	1.2312
27	<input type="checkbox"/>	<input type="checkbox"/>

PSW-120/296x496

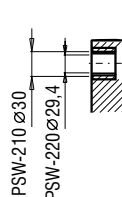
h	1.1730	1.2312
27	<input type="checkbox"/>	<input type="checkbox"/>

PSW-110/296x496

### PSW-210 PSW-220



h=27 t=27  
h≥36 t=24 t1=31



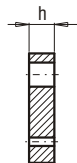
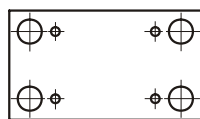
h	1.1730	1.2312	1.2311
27	<input type="checkbox"/>	<input checked="" type="checkbox"/>	<input checked="" type="checkbox"/>
36	<input type="checkbox"/>	<input checked="" type="checkbox"/>	<input checked="" type="checkbox"/>
46	<input type="checkbox"/>	<input checked="" type="checkbox"/>	<input checked="" type="checkbox"/>
56	<input type="checkbox"/>	<input checked="" type="checkbox"/>	<input checked="" type="checkbox"/>
66	<input type="checkbox"/>	<input checked="" type="checkbox"/>	<input checked="" type="checkbox"/>
76	<input type="checkbox"/>	<input checked="" type="checkbox"/>	<input checked="" type="checkbox"/>
86	<input type="checkbox"/>	<input checked="" type="checkbox"/>	<input checked="" type="checkbox"/>
96	<input type="checkbox"/>	<input checked="" type="checkbox"/>	<input checked="" type="checkbox"/>
116	<input type="checkbox"/>	<input checked="" type="checkbox"/>	<input checked="" type="checkbox"/>
136	<input type="checkbox"/>	<input checked="" type="checkbox"/>	<input checked="" type="checkbox"/>

- PSW-220/296x496
- PSW-210/296x496

## PŁYTY DO FORM

296x496

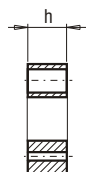
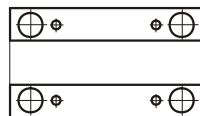
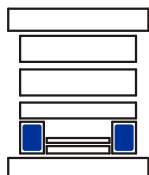
## PSW-310



PSW-310/296x496

h	1.1730	1.2312
36	<input type="checkbox"/>	<input type="checkbox"/>
46	<input type="checkbox"/>	<input type="checkbox"/>
56	<input type="checkbox"/>	<input type="checkbox"/>

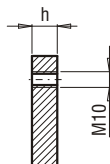
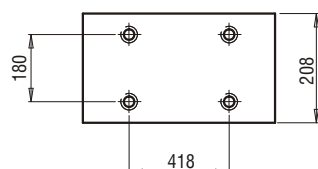
## PSW-410



PSW-410/43x496

h	1.1730
56	<input type="checkbox"/>
76	<input type="checkbox"/>
96	<input type="checkbox"/>

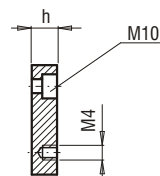
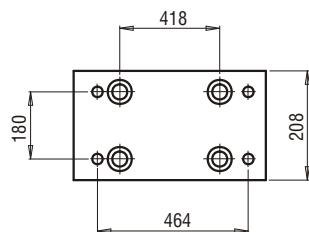
## PSW-510



PSW-510/208x496

h	1.1730
17	<input type="checkbox"/>

## PSW-610



PSW-610/208x496

h	1.1730	1.2312
22	<input type="checkbox"/>	<input type="checkbox"/>

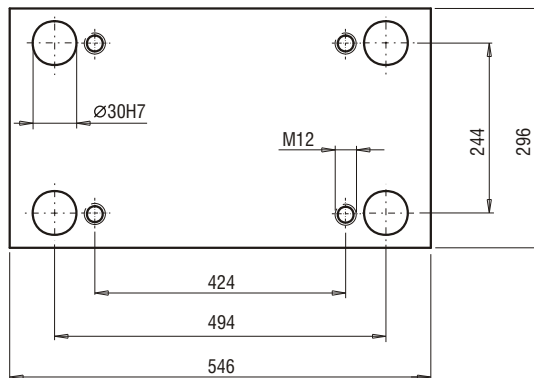
## PŁYTY DO FORM

# 296x546

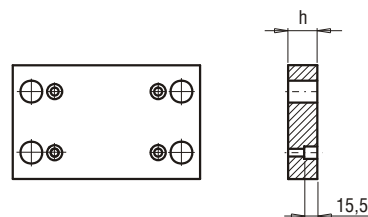
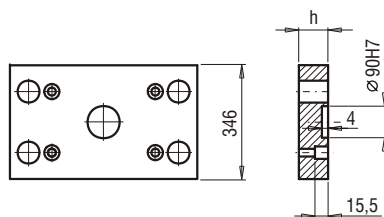
# NUMER 24

### UWAGA!

Wszystkie płyty dostępne są również w wersji bez otworów. Jesteśmy też w stanie wykonać dla Państwa niestandardowe rozmiary. W celu uzyskania dokładnych informacji, zapraszamy do kontaktu.



### PSW-130 PSW-140



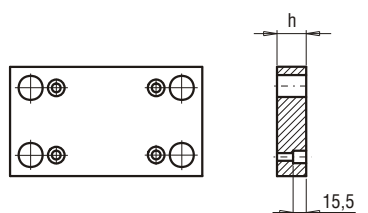
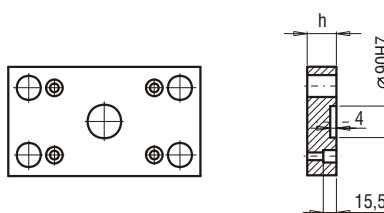
h	1.1730	1.2312
36	<input type="checkbox"/>	<input type="checkbox"/>

PSW-140/346x546

h	1.1730	1.2312
36	<input type="checkbox"/>	<input type="checkbox"/>

PSW-130/346x546

### PSW-110 PSW-120



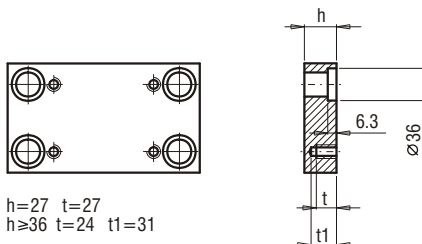
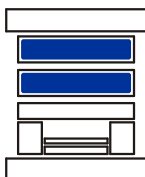
h	1.1730	1.2312
27	<input type="checkbox"/>	<input type="checkbox"/>

PSW-120/296x546

h	1.1730	1.2312
27	<input type="checkbox"/>	<input type="checkbox"/>

PSW-110/296x546

### PSW-210 PSW-220



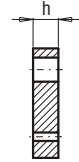
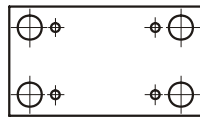
h=27 t=27  
h≥36 t=24 t1=31

h	1.1730	1.2312	1.2311
27	<input type="checkbox"/>	<input checked="" type="checkbox"/>	<input checked="" type="checkbox"/>
36	<input type="checkbox"/>	<input checked="" type="checkbox"/>	<input checked="" type="checkbox"/>
46	<input type="checkbox"/>	<input checked="" type="checkbox"/>	<input checked="" type="checkbox"/>
56	<input type="checkbox"/>	<input checked="" type="checkbox"/>	<input checked="" type="checkbox"/>
66	<input type="checkbox"/>	<input checked="" type="checkbox"/>	<input checked="" type="checkbox"/>
76	<input type="checkbox"/>	<input checked="" type="checkbox"/>	<input checked="" type="checkbox"/>
86	<input type="checkbox"/>	<input checked="" type="checkbox"/>	<input checked="" type="checkbox"/>
96	<input type="checkbox"/>	<input checked="" type="checkbox"/>	<input checked="" type="checkbox"/>
116	<input type="checkbox"/>	<input checked="" type="checkbox"/>	<input checked="" type="checkbox"/>
136	<input type="checkbox"/>	<input checked="" type="checkbox"/>	<input checked="" type="checkbox"/>

- PSW-220/296x546
- PSW-210/296x546

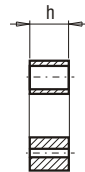
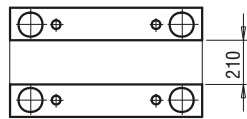
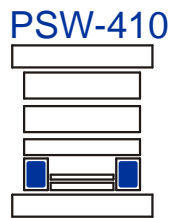
PLYTY DO FORM

296x546



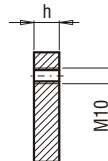
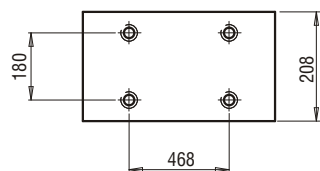
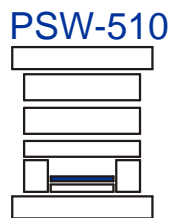
PSW-310/296x546

h	1.1730	1.2312
36	<input type="checkbox"/>	<input type="checkbox"/>
46	<input type="checkbox"/>	<input type="checkbox"/>
56	<input type="checkbox"/>	<input type="checkbox"/>



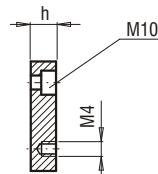
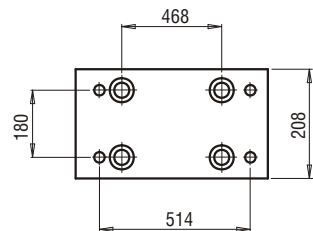

PSW-410/43x546

h	1.1730
56	<input type="checkbox"/>
76	<input type="checkbox"/>
96	<input type="checkbox"/>



PSW-510/208x546

h	1.1730
17	<input type="checkbox"/>



PSW-610/208x546

h	1.1730	1.2312
22	<input type="checkbox"/>	<input type="checkbox"/>

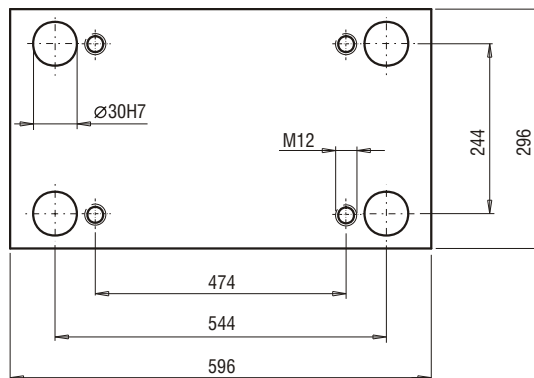
## PŁYTY DO FORM

# 296x596

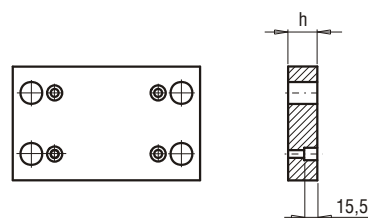
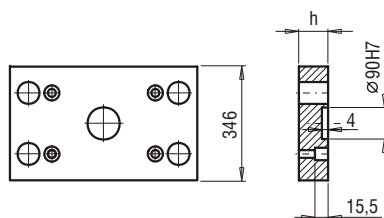
# NUMER 24

### UWAGA!

Wszystkie płyty dostępne są również w wersji bez otworów. Jesteśmy też w stanie wykonać dla Państwa niestandardowe rozmiary. W celu uzyskania dokładnych informacji, zapraszamy do kontaktu.



### PSW-130 PSW-140



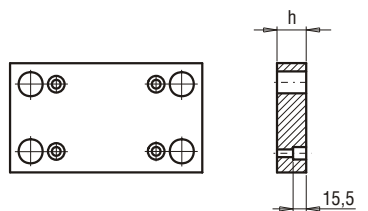
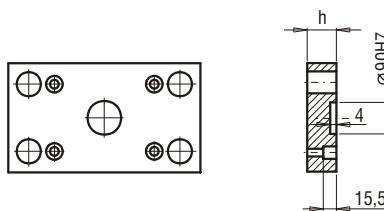
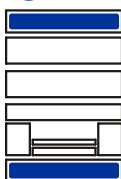
PSW-140/346x596

h	1.1730	1.2312
36	<input type="checkbox"/>	<input type="checkbox"/>

PSW-130/346x596

h	1.1730	1.2312
36	<input type="checkbox"/>	<input type="checkbox"/>

### PSW-110 PSW-120



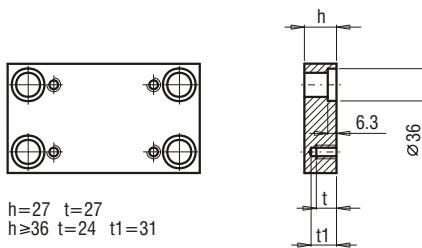
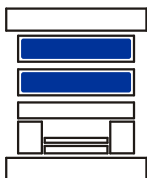
PSW-120/296x596

h	1.1730	1.2312
27	<input type="checkbox"/>	<input type="checkbox"/>

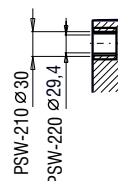
PSW-110/296x596

h	1.1730	1.2312
27	<input type="checkbox"/>	<input type="checkbox"/>

### PSW-210 PSW-220



h=27 t=27  
h≥36 t=24 t1=31



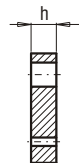
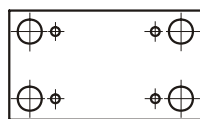
h	1.1730	1.2312	1.2311
27	<input type="checkbox"/>	<input checked="" type="checkbox"/>	<input checked="" type="checkbox"/>
36	<input type="checkbox"/>	<input checked="" type="checkbox"/>	<input checked="" type="checkbox"/>
46	<input type="checkbox"/>	<input checked="" type="checkbox"/>	<input checked="" type="checkbox"/>
56	<input type="checkbox"/>	<input checked="" type="checkbox"/>	<input checked="" type="checkbox"/>
66	<input type="checkbox"/>	<input checked="" type="checkbox"/>	<input checked="" type="checkbox"/>
76	<input type="checkbox"/>	<input checked="" type="checkbox"/>	<input checked="" type="checkbox"/>
86	<input type="checkbox"/>	<input checked="" type="checkbox"/>	<input checked="" type="checkbox"/>
96	<input type="checkbox"/>	<input checked="" type="checkbox"/>	<input checked="" type="checkbox"/>
116	<input type="checkbox"/>	<input checked="" type="checkbox"/>	<input checked="" type="checkbox"/>
136	<input type="checkbox"/>	<input checked="" type="checkbox"/>	<input checked="" type="checkbox"/>

- PSW-220/296x596
- PSW-210/296x596

## PŁYTY DO FORM

296x596

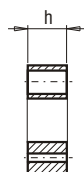
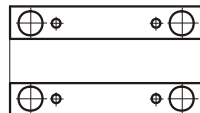
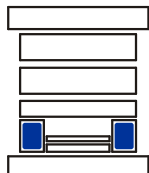
## PSW-310



PSW-310/296x596

h	1.1730	1.2312
36	<input type="checkbox"/>	<input type="checkbox"/>
46	<input type="checkbox"/>	<input type="checkbox"/>
56	<input type="checkbox"/>	<input type="checkbox"/>

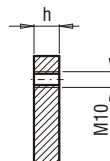
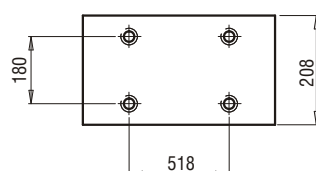
## PSW-410



PSW-410/43x596

h	1.1730
76	<input type="checkbox"/>
96	<input type="checkbox"/>
116	<input type="checkbox"/>

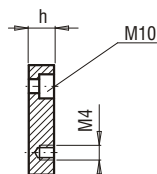
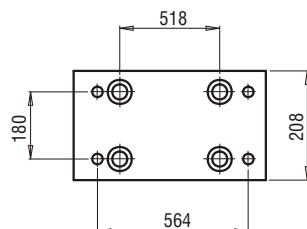
## PSW-510



PSW-510/208x596

h	1.1730
22	<input type="checkbox"/>

## PSW-610



PSW-610/208x596

h	1.1730	1.2312
27	<input type="checkbox"/>	<input type="checkbox"/>

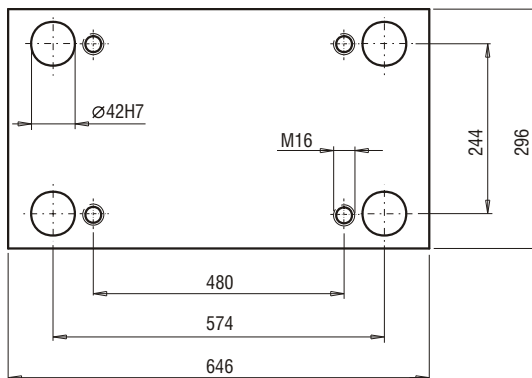
## PŁYTY DO FORM

# 296x646

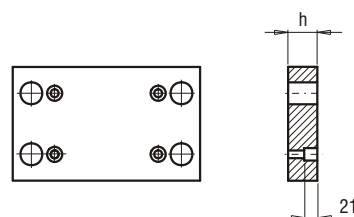
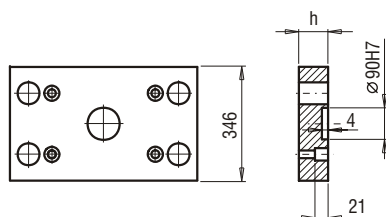
# NUMER 79

### UWAGA!

Wszystkie płyty dostępne są również w wersji bez otworów. Jesteśmy też w stanie wykonać dla Państwa niestandardowe rozmiary. W celu uzyskania dokładnych informacji, zapraszamy do kontaktu.



### PSW-130 PSW-140



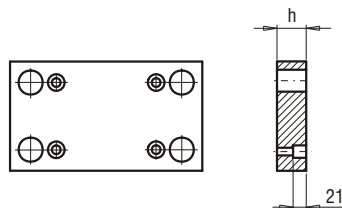
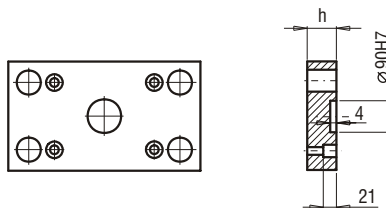
h	1.1730	1.2312
36	<input type="checkbox"/>	<input type="checkbox"/>

PSW-140/346x646

h	1.1730	1.2312
36	<input type="checkbox"/>	<input type="checkbox"/>

PSW-130/346x646

### PSW-110 PSW-120



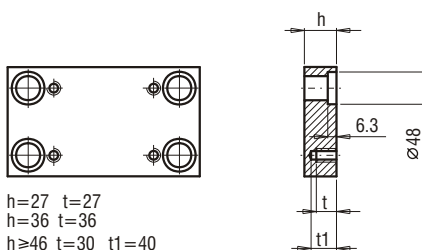
h	1.1730	1.2312
27	<input type="checkbox"/>	<input type="checkbox"/>

PSW-120/296x646

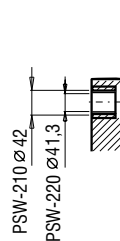
h	1.1730	1.2312
27	<input type="checkbox"/>	<input type="checkbox"/>

PSW-110/296x646

### PSW-210 PSW-220



h=27 t=27  
h=36 t=36  
h≥46 t=30 t1=40



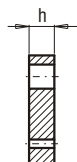
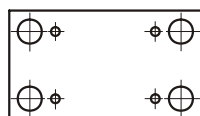
h	1.1730	1.2312	1.2311
27	<input type="checkbox"/>	<input checked="" type="checkbox"/>	<input checked="" type="checkbox"/>
36	<input type="checkbox"/>	<input checked="" type="checkbox"/>	<input checked="" type="checkbox"/>
46	<input type="checkbox"/>	<input checked="" type="checkbox"/>	<input checked="" type="checkbox"/>
56	<input type="checkbox"/>	<input checked="" type="checkbox"/>	<input checked="" type="checkbox"/>
66	<input type="checkbox"/>	<input checked="" type="checkbox"/>	<input checked="" type="checkbox"/>
76	<input type="checkbox"/>	<input checked="" type="checkbox"/>	<input checked="" type="checkbox"/>
86	<input type="checkbox"/>	<input checked="" type="checkbox"/>	<input checked="" type="checkbox"/>
96	<input type="checkbox"/>	<input checked="" type="checkbox"/>	<input checked="" type="checkbox"/>
116	<input type="checkbox"/>	<input checked="" type="checkbox"/>	<input checked="" type="checkbox"/>
136	<input type="checkbox"/>	<input checked="" type="checkbox"/>	<input checked="" type="checkbox"/>

- PSW-220/296x646
- PSW-210/296x646

## PŁYTY DO FORM

## 296x646

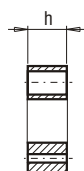
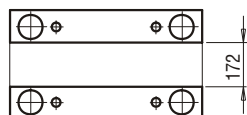
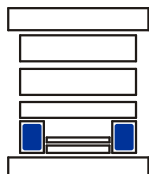
## PSW-310



PSW-310/296x646

h	1.1730	1.2312
36	<input type="checkbox"/>	<input type="checkbox"/>
46	<input type="checkbox"/>	<input type="checkbox"/>
56	<input type="checkbox"/>	<input type="checkbox"/>

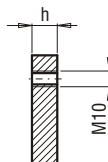
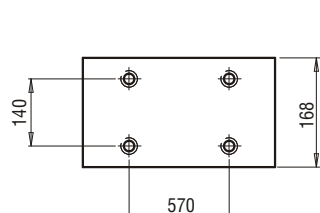
## PSW-410



PSW-410/62x646

h	1.1730
76	<input type="checkbox"/>
86	<input type="checkbox"/>
96	<input type="checkbox"/>
116	<input type="checkbox"/>
136	<input type="checkbox"/>

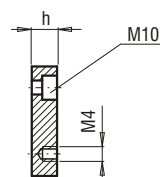
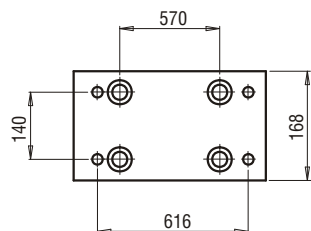
## PSW-510



PSW-510/168x646

h	1.1730
22	<input type="checkbox"/>

## PSW-610



PSW-610/168x646

h	1.1730	1.2312
27	<input type="checkbox"/>	<input type="checkbox"/>



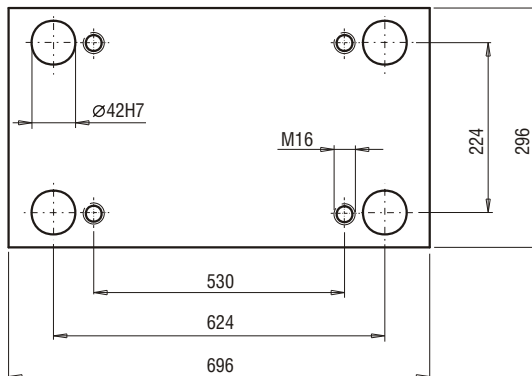
## PŁYTY DO FORM

# 296x696

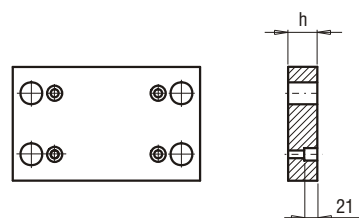
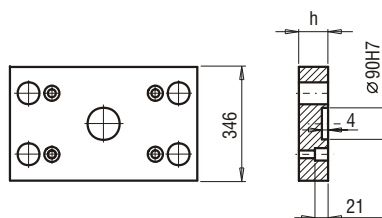
# NUMER 48

### UWAGA!

Wszystkie płyty dostępne są również w wersji bez otworów. Jesteśmy też w stanie wykonać dla Państwa niestandardowe rozmiary. W celu uzyskania dokładnych informacji, zapraszamy do kontaktu.



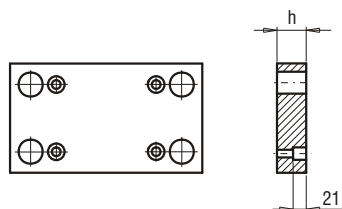
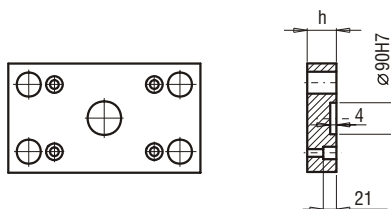
### PSW-130 PSW-140



	h	1.1730	1.2312
PSW-140/346x696	36	<input type="checkbox"/>	<input type="checkbox"/>
	46	<input type="checkbox"/>	<input type="checkbox"/>

	h	1.1730	1.2312
PSW-130/346x696	36	<input type="checkbox"/>	<input type="checkbox"/>
	46	<input type="checkbox"/>	<input type="checkbox"/>

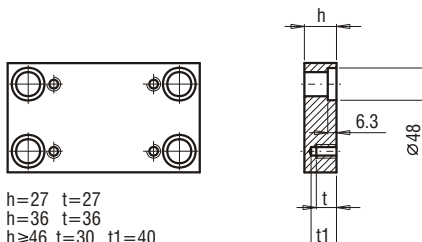
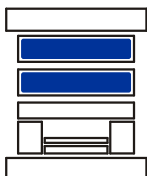
### PSW-110 PSW-120



	h	1.1730	1.2312
PSW-120/296x696	27	<input type="checkbox"/>	<input type="checkbox"/>
	36	<input type="checkbox"/>	<input type="checkbox"/>

	h	1.1730	1.2312
PSW-110/296x696	27	<input type="checkbox"/>	<input type="checkbox"/>
	36	<input type="checkbox"/>	<input type="checkbox"/>

### PSW-210 PSW-220



h=27 t=27  
h=36 t=36  
h≥46 t=30 t1=40

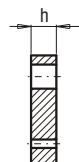
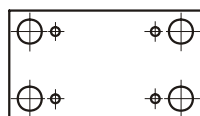
	h	1.1730	1.2312	1.2311
PSW-210 $\varnothing 42$ PSW-220 $\varnothing 41,3$	27	<input type="checkbox"/>	<input checked="" type="checkbox"/>	<input checked="" type="checkbox"/>
	36	<input type="checkbox"/>	<input checked="" type="checkbox"/>	<input checked="" type="checkbox"/>
	46	<input type="checkbox"/>	<input checked="" type="checkbox"/>	<input checked="" type="checkbox"/>
	56	<input type="checkbox"/>	<input checked="" type="checkbox"/>	<input checked="" type="checkbox"/>
	66	<input type="checkbox"/>	<input checked="" type="checkbox"/>	<input checked="" type="checkbox"/>
	76	<input type="checkbox"/>	<input checked="" type="checkbox"/>	<input checked="" type="checkbox"/>
	86	<input type="checkbox"/>	<input checked="" type="checkbox"/>	<input checked="" type="checkbox"/>
	96	<input type="checkbox"/>	<input checked="" type="checkbox"/>	<input checked="" type="checkbox"/>
	116	<input type="checkbox"/>	<input checked="" type="checkbox"/>	<input checked="" type="checkbox"/>
	136	<input type="checkbox"/>	<input checked="" type="checkbox"/>	<input checked="" type="checkbox"/>

- PSW-220/296x696
- PSW-210/296x696

## PŁYTY DO FORM

## 296x696

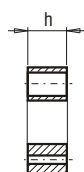
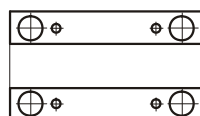
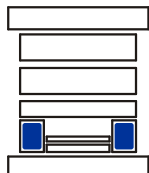
## PSW-310



PSW-310/296x696

h	1.1730	1.2312
36	<input type="checkbox"/>	<input type="checkbox"/>
46	<input type="checkbox"/>	<input type="checkbox"/>
56	<input type="checkbox"/>	<input type="checkbox"/>

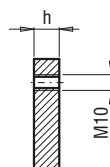
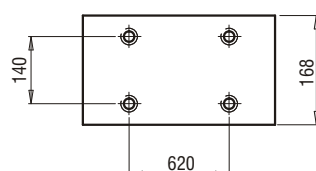
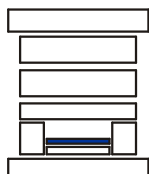
## PSW-410



PSW-410/62x696

h	1.1730
76	<input type="checkbox"/>
86	<input type="checkbox"/>
96	<input type="checkbox"/>
116	<input type="checkbox"/>
136	<input type="checkbox"/>

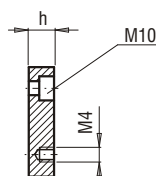
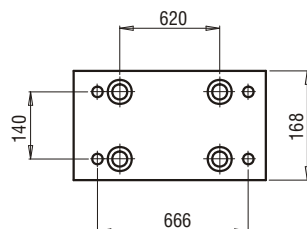
## PSW-510



PSW-510/168x696

h	1.1730
22	<input type="checkbox"/>

## PSW-610



PSW-610/168x696

h	1.1730	1.2312
27	<input type="checkbox"/>	<input type="checkbox"/>

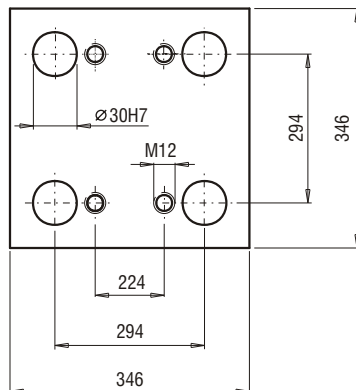
## PŁYTY DO FORM

# 346x346

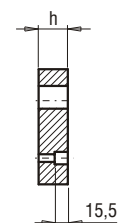
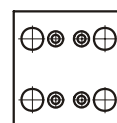
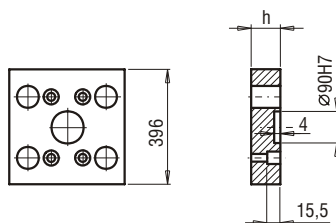
## NUMER 25

### UWAGA!

Wszystkie płyty dostępne są również w wersji bez otworów. Jesteśmy też w stanie wykonać dla Państwa niestandardowe rozmiary. W celu uzyskania dokładnych informacji, zapraszamy do kontaktu.



### PSW-130 PSW-140



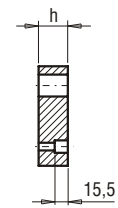
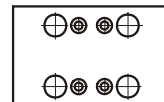
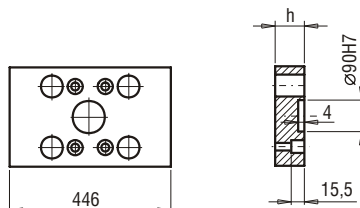
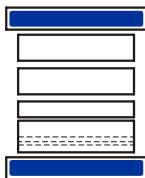
h	1.1730	1.2312
27	<input type="checkbox"/>	<input type="checkbox"/>
36	<input type="checkbox"/>	<input type="checkbox"/>

PSW-140/396x346

h	1.1730	1.2312
27	<input type="checkbox"/>	<input type="checkbox"/>
36	<input type="checkbox"/>	<input type="checkbox"/>

PSW-130/396x346

### PSW-150 PSW-160



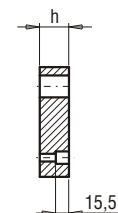
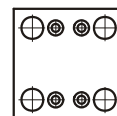
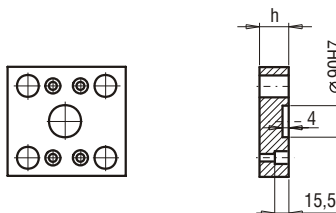
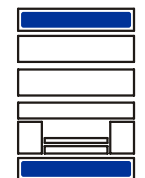
h	1.1730	1.2312
27	<input type="checkbox"/>	<input type="checkbox"/>
36	<input type="checkbox"/>	<input type="checkbox"/>

PSW-160/346x446

h	1.1730	1.2312
27	<input type="checkbox"/>	<input type="checkbox"/>
36	<input type="checkbox"/>	<input type="checkbox"/>

PSW-150/346x446

### PSW-110 PSW-120



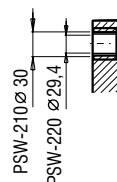
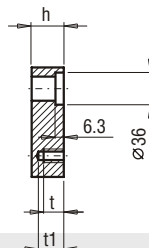
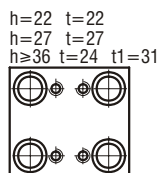
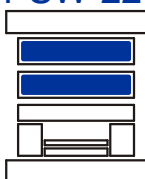
h	1.1730	1.2312
22	<input type="checkbox"/>	<input type="checkbox"/>
27	<input type="checkbox"/>	<input type="checkbox"/>

PSW-120/346x346

h	1.1730	1.2312
22	<input type="checkbox"/>	<input type="checkbox"/>
27	<input type="checkbox"/>	<input type="checkbox"/>

PSW-110/346x346

### PSW-210 PSW-220



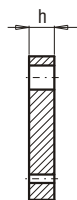
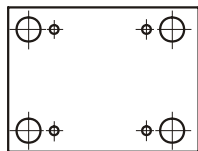
h	1.1730	1.2312	1.2311
22	<input type="checkbox"/>	<input checked="" type="checkbox"/>	<input checked="" type="checkbox"/>
27	<input type="checkbox"/>	<input checked="" type="checkbox"/>	<input checked="" type="checkbox"/>
36	<input type="checkbox"/>	<input checked="" type="checkbox"/>	<input checked="" type="checkbox"/>
46	<input type="checkbox"/>	<input checked="" type="checkbox"/>	<input checked="" type="checkbox"/>
56	<input type="checkbox"/>	<input checked="" type="checkbox"/>	<input checked="" type="checkbox"/>
66	<input type="checkbox"/>	<input checked="" type="checkbox"/>	<input checked="" type="checkbox"/>
76	<input type="checkbox"/>	<input checked="" type="checkbox"/>	<input checked="" type="checkbox"/>
86	<input type="checkbox"/>	<input checked="" type="checkbox"/>	<input checked="" type="checkbox"/>
96	<input type="checkbox"/>	<input checked="" type="checkbox"/>	<input checked="" type="checkbox"/>
116	<input type="checkbox"/>	<input checked="" type="checkbox"/>	<input checked="" type="checkbox"/>
136	<input type="checkbox"/>	<input checked="" type="checkbox"/>	<input checked="" type="checkbox"/>
156	<input type="checkbox"/>	<input checked="" type="checkbox"/>	<input checked="" type="checkbox"/>

- PSW-220/346x346
- PSW-210/346x346

PŁYTY DO FORM

346x346

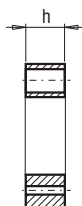
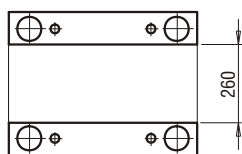
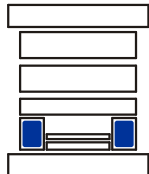
PSW-310



PSW-310/346x346

h	1.1730	1.2312
36	<input type="checkbox"/>	<input type="checkbox"/>
46	<input type="checkbox"/>	<input type="checkbox"/>
56	<input type="checkbox"/>	<input type="checkbox"/>

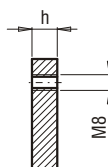
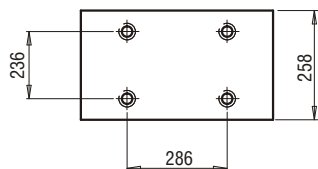
PSW-410



PSW-410/43x346

h	1.1730
56	<input type="checkbox"/>
76	<input type="checkbox"/>
96	<input type="checkbox"/>

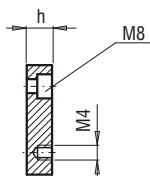
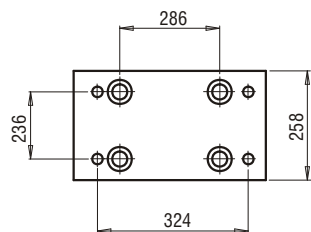
PSW-510



PSW-510/258x346

h	1.1730
17	<input type="checkbox"/>

PSW-610



PSW-610/258x346

h	1.1730	1.2312
22	<input type="checkbox"/>	<input type="checkbox"/>

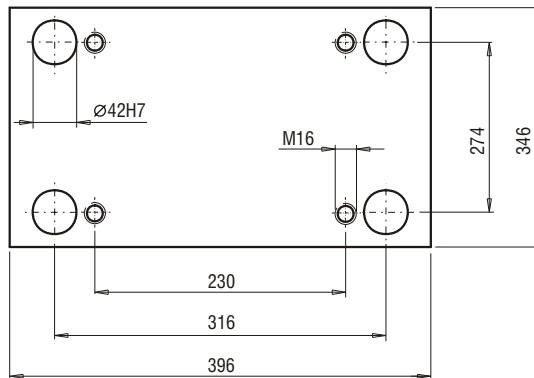
## PŁYTY DO FORM

# 346x396

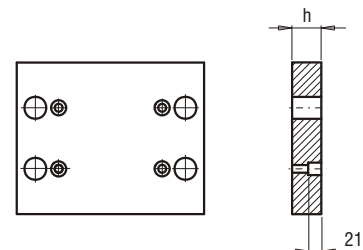
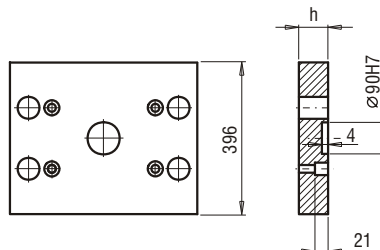
# NUMER 26

### UWAGA!

Wszystkie płyty dostępne są również w wersji bez otworów. Jesteśmy też w stanie wykonać dla Państwa niestandardowe rozmiary. W celu uzyskania dokładnych informacji, zapraszamy do kontaktu.



PSW-130  
PSW-140



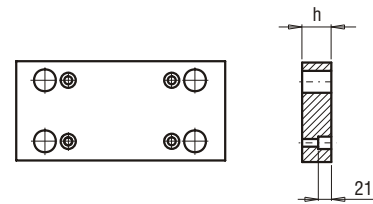
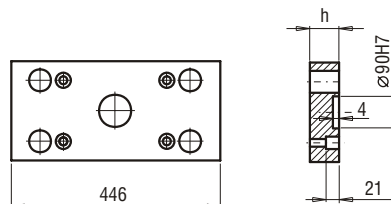
PSW-140/396x396

h	1.1730	1.2312
27	<input type="checkbox"/>	<input type="checkbox"/>
36	<input type="checkbox"/>	<input type="checkbox"/>
46	<input type="checkbox"/>	<input type="checkbox"/>

PSW-130/396x396

h	1.1730	1.2312
27	<input type="checkbox"/>	<input type="checkbox"/>
36	<input type="checkbox"/>	<input type="checkbox"/>
46	<input type="checkbox"/>	<input type="checkbox"/>

PSW-150  
PSW-160



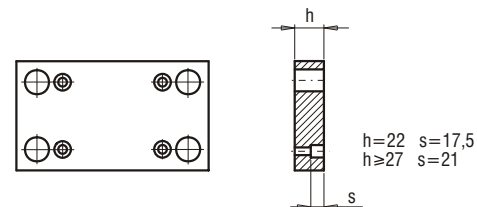
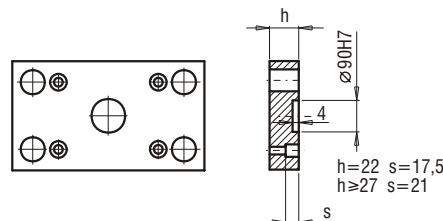
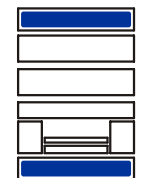
PSW-160/346x446

h	1.1730	1.2312
27	<input type="checkbox"/>	<input type="checkbox"/>
36	<input type="checkbox"/>	<input type="checkbox"/>
46	<input type="checkbox"/>	<input type="checkbox"/>

PSW-150/346x446

h	1.1730	1.2312
27	<input type="checkbox"/>	<input type="checkbox"/>
36	<input type="checkbox"/>	<input type="checkbox"/>
46	<input type="checkbox"/>	<input type="checkbox"/>

PSW-110  
PSW-120



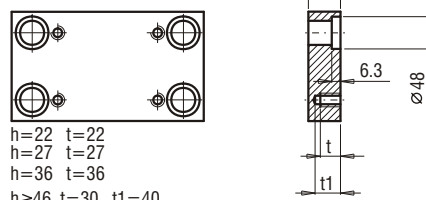
PSW-120/346x396

h	1.1730	1.2312
22	<input type="checkbox"/>	<input type="checkbox"/>
27	<input type="checkbox"/>	<input type="checkbox"/>
36	<input type="checkbox"/>	<input type="checkbox"/>

PSW-110/346x396

h	1.1730	1.2312
22	<input type="checkbox"/>	<input type="checkbox"/>
27	<input type="checkbox"/>	<input type="checkbox"/>
36	<input type="checkbox"/>	<input type="checkbox"/>

PSW-210  
PSW-220



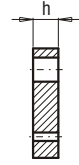
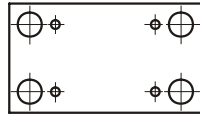
h	1.1730	1.2312	1.2311
22	<input type="checkbox"/>	<input checked="" type="checkbox"/>	<input checked="" type="checkbox"/>
27	<input type="checkbox"/>	<input checked="" type="checkbox"/>	<input checked="" type="checkbox"/>
36	<input type="checkbox"/>	<input checked="" type="checkbox"/>	<input checked="" type="checkbox"/>
46	<input type="checkbox"/>	<input checked="" type="checkbox"/>	<input checked="" type="checkbox"/>
56	<input type="checkbox"/>	<input checked="" type="checkbox"/>	<input checked="" type="checkbox"/>
66	<input type="checkbox"/>	<input checked="" type="checkbox"/>	<input checked="" type="checkbox"/>
76	<input type="checkbox"/>	<input checked="" type="checkbox"/>	<input checked="" type="checkbox"/>
86	<input type="checkbox"/>	<input checked="" type="checkbox"/>	<input checked="" type="checkbox"/>
96	<input type="checkbox"/>	<input checked="" type="checkbox"/>	<input checked="" type="checkbox"/>
116	<input type="checkbox"/>	<input checked="" type="checkbox"/>	<input checked="" type="checkbox"/>
136	<input type="checkbox"/>	<input checked="" type="checkbox"/>	<input checked="" type="checkbox"/>
156	<input type="checkbox"/>	<input checked="" type="checkbox"/>	<input checked="" type="checkbox"/>

- PSW-220/346x396
- PSW-210/346x396

## PŁYTY DO FORM

346x396

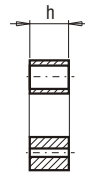
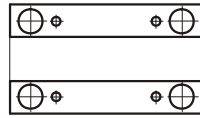
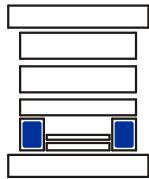
## PSW-310



PSW-310/346x396

h	1.1730	1.2312
27	<input type="checkbox"/>	<input type="checkbox"/>
36	<input type="checkbox"/>	<input type="checkbox"/>
46	<input type="checkbox"/>	<input type="checkbox"/>
56	<input type="checkbox"/>	<input type="checkbox"/>

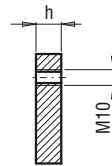
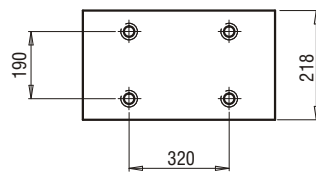
## PSW-410



PSW-410/62x396

h	1.1730
56	<input type="checkbox"/>
66	<input type="checkbox"/>
76	<input type="checkbox"/>
86	<input type="checkbox"/>
96	<input type="checkbox"/>
116	<input type="checkbox"/>

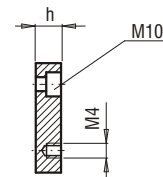
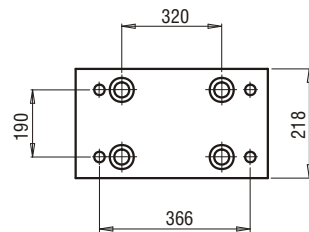
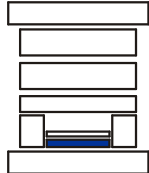
## PSW-510



PSW-510/218x396

h	1.1730
17	<input type="checkbox"/>

## PSW-610



PSW-610/218x396

h	1.1730	1.2312
22	<input type="checkbox"/>	<input type="checkbox"/>

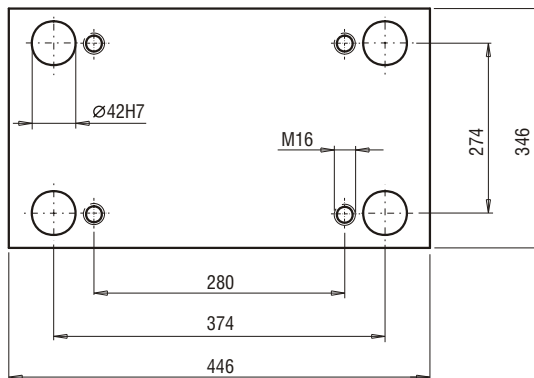
## PŁYTY DO FORM

# 346x446

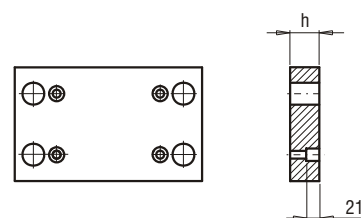
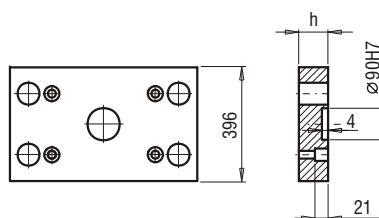
# NUMER 27

### UWAGA!

Wszystkie płyty dostępne są również w wersji bez otworów. Jesteśmy też w stanie wykonać dla Państwa niestandardowe rozmiary. W celu uzyskania dokładnych informacji, zapraszamy do kontaktu.



PSW-130  
PSW-140



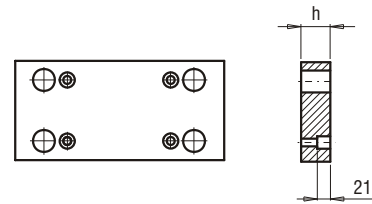
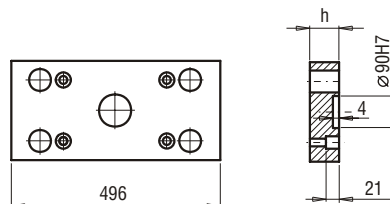
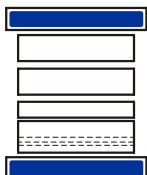
PSW-140/396x446

h	1.1730	1.2312
27	<input type="checkbox"/>	<input type="checkbox"/>
36	<input type="checkbox"/>	<input type="checkbox"/>
46	<input type="checkbox"/>	<input type="checkbox"/>

PSW-130/396x446

h	1.1730	1.2312
27	<input type="checkbox"/>	<input type="checkbox"/>
36	<input type="checkbox"/>	<input type="checkbox"/>
46	<input type="checkbox"/>	<input type="checkbox"/>

PSW-150  
PSW-160



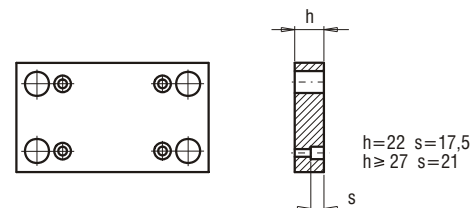
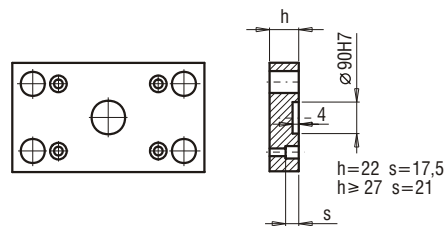
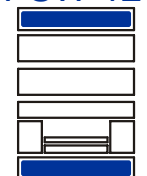
PSW-160/346x496

h	1.1730	1.2312
27	<input type="checkbox"/>	<input type="checkbox"/>
36	<input type="checkbox"/>	<input type="checkbox"/>
46	<input type="checkbox"/>	<input type="checkbox"/>

PSW-150/346x496

h	1.1730	1.2312
27	<input type="checkbox"/>	<input type="checkbox"/>
36	<input type="checkbox"/>	<input type="checkbox"/>
46	<input type="checkbox"/>	<input type="checkbox"/>

PSW-110  
PSW-120



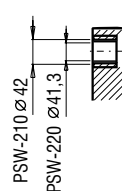
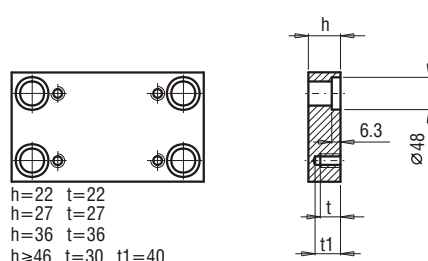
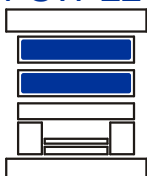
PSW-120/346x446

h	1.1730	1.2312
22	<input type="checkbox"/>	<input type="checkbox"/>
27	<input type="checkbox"/>	<input type="checkbox"/>
36	<input type="checkbox"/>	<input type="checkbox"/>

PSW-110/346x446

h	1.1730	1.2312
22	<input type="checkbox"/>	<input type="checkbox"/>
27	<input type="checkbox"/>	<input type="checkbox"/>
36	<input type="checkbox"/>	<input type="checkbox"/>

PSW-210  
PSW-220



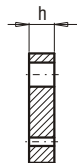
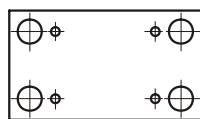
h	1.1730	1.2312	1.2311
22	<input type="checkbox"/>	<input checked="" type="checkbox"/>	<input checked="" type="checkbox"/>
27	<input type="checkbox"/>	<input checked="" type="checkbox"/>	<input checked="" type="checkbox"/>
36	<input type="checkbox"/>	<input checked="" type="checkbox"/>	<input checked="" type="checkbox"/>
46	<input type="checkbox"/>	<input checked="" type="checkbox"/>	<input checked="" type="checkbox"/>
56	<input type="checkbox"/>	<input checked="" type="checkbox"/>	<input checked="" type="checkbox"/>
66	<input type="checkbox"/>	<input checked="" type="checkbox"/>	<input checked="" type="checkbox"/>
76	<input type="checkbox"/>	<input checked="" type="checkbox"/>	<input checked="" type="checkbox"/>
86	<input type="checkbox"/>	<input checked="" type="checkbox"/>	<input checked="" type="checkbox"/>
96	<input type="checkbox"/>	<input checked="" type="checkbox"/>	<input checked="" type="checkbox"/>
116	<input type="checkbox"/>	<input checked="" type="checkbox"/>	<input checked="" type="checkbox"/>
136	<input type="checkbox"/>	<input checked="" type="checkbox"/>	<input checked="" type="checkbox"/>
156	<input type="checkbox"/>	<input checked="" type="checkbox"/>	<input checked="" type="checkbox"/>

- PSW-220/346x446
- PSW-210/346x446

## PŁYTY DO FORM

## 346x446

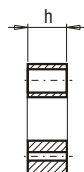
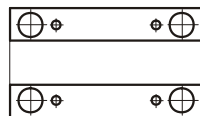
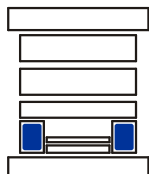
## PSW-310



PSW-310/346x446

h	1.1730	1.2312
27	<input type="checkbox"/>	<input type="checkbox"/>
36	<input type="checkbox"/>	<input type="checkbox"/>
46	<input type="checkbox"/>	<input type="checkbox"/>
56	<input type="checkbox"/>	<input type="checkbox"/>

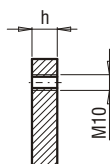
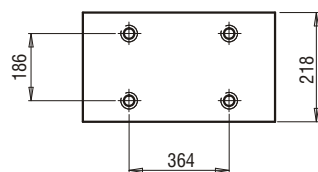
## PSW-410



PSW-410/62x446

h	1.1730
56	<input type="checkbox"/>
66	<input type="checkbox"/>
76	<input type="checkbox"/>
86	<input type="checkbox"/>
96	<input type="checkbox"/>
116	<input type="checkbox"/>
136	<input type="checkbox"/>

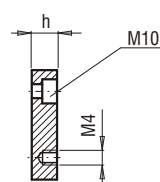
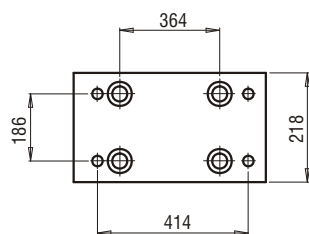
## PSW-510



PSW-510/218x446

h	1.1730
17	<input type="checkbox"/>

## PSW-610



PSW-610/218x446

h	1.1730	1.2312
22	<input type="checkbox"/>	<input type="checkbox"/>



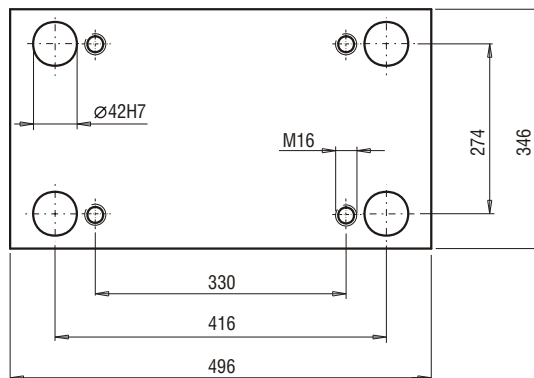
## PŁYTY DO FORM

# 346x496

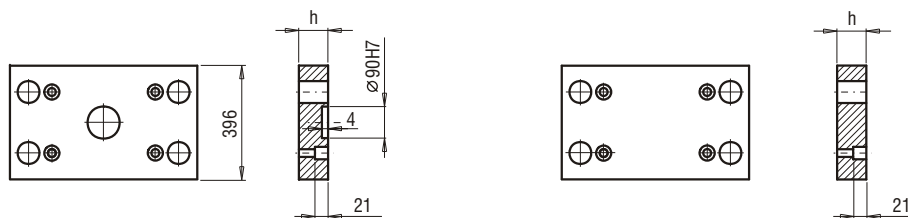
# NUMER 28

### UWAGA!

Wszystkie płyty dostępne są również w wersji bez otworów. Jesteśmy też w stanie wykonać dla Państwa niestandardowe rozmiary. W celu uzyskania dokładnych informacji, zapraszamy do kontaktu.



PSW-130  
PSW-140



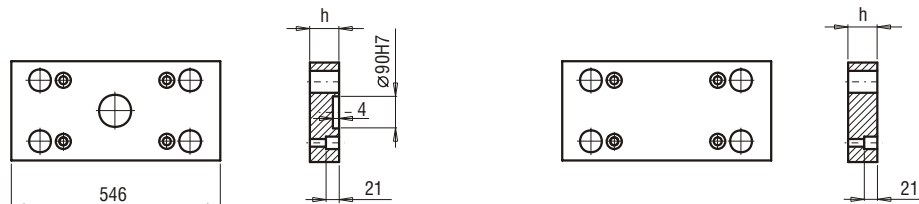
PSW-140/396x496

h	1.1730	1.2312
27	<input type="checkbox"/>	<input type="checkbox"/>
36	<input type="checkbox"/>	<input type="checkbox"/>
46	<input type="checkbox"/>	<input type="checkbox"/>

PSW-130/396x496

h	1.1730	1.2312
27	<input type="checkbox"/>	<input type="checkbox"/>
36	<input type="checkbox"/>	<input type="checkbox"/>
46	<input type="checkbox"/>	<input type="checkbox"/>

PSW-150  
PSW-160



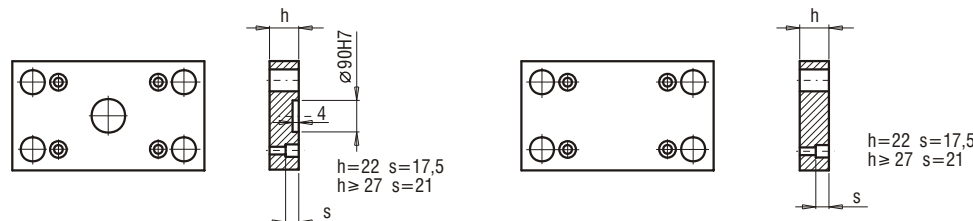
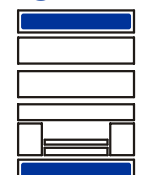
PSW-160/346x546

h	1.1730	1.2312
27	<input type="checkbox"/>	<input type="checkbox"/>
36	<input type="checkbox"/>	<input type="checkbox"/>
46	<input type="checkbox"/>	<input type="checkbox"/>

PSW-150/346x546

h	1.1730	1.2312
27	<input type="checkbox"/>	<input type="checkbox"/>
36	<input type="checkbox"/>	<input type="checkbox"/>
46	<input type="checkbox"/>	<input type="checkbox"/>

PSW-110  
PSW-120



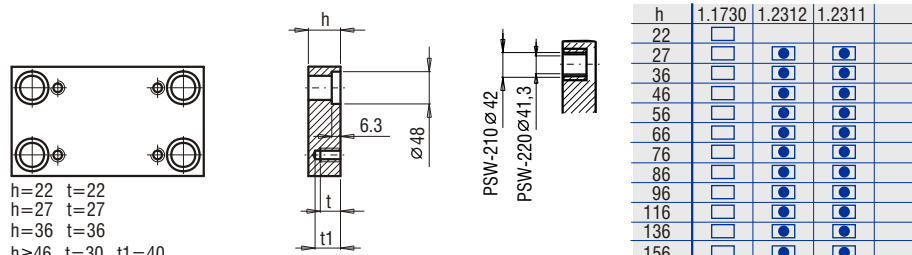
PSW-120/346x496

h	1.1730	1.2312
22	<input type="checkbox"/>	<input type="checkbox"/>
27	<input type="checkbox"/>	<input type="checkbox"/>
36	<input type="checkbox"/>	<input type="checkbox"/>

PSW-110/346x496

h	1.1730	1.2312
22	<input type="checkbox"/>	<input type="checkbox"/>
27	<input type="checkbox"/>	<input type="checkbox"/>
36	<input type="checkbox"/>	<input type="checkbox"/>

PSW-210  
PSW-220



h=22 t=22  
h=27 t=27  
h=36 t=36  
h≥46 t=30 t1=40

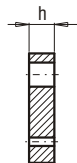
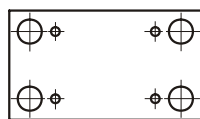
h	1.1730	1.2312	1.2311
22	<input type="checkbox"/>	<input type="checkbox"/>	<input type="checkbox"/>
27	<input type="checkbox"/>	<input checked="" type="checkbox"/>	<input checked="" type="checkbox"/>
36	<input type="checkbox"/>	<input checked="" type="checkbox"/>	<input checked="" type="checkbox"/>
46	<input type="checkbox"/>	<input checked="" type="checkbox"/>	<input checked="" type="checkbox"/>
56	<input type="checkbox"/>	<input checked="" type="checkbox"/>	<input checked="" type="checkbox"/>
66	<input type="checkbox"/>	<input checked="" type="checkbox"/>	<input checked="" type="checkbox"/>
76	<input type="checkbox"/>	<input checked="" type="checkbox"/>	<input checked="" type="checkbox"/>
86	<input type="checkbox"/>	<input checked="" type="checkbox"/>	<input checked="" type="checkbox"/>
96	<input type="checkbox"/>	<input checked="" type="checkbox"/>	<input checked="" type="checkbox"/>
116	<input type="checkbox"/>	<input checked="" type="checkbox"/>	<input checked="" type="checkbox"/>
136	<input type="checkbox"/>	<input checked="" type="checkbox"/>	<input checked="" type="checkbox"/>
156	<input type="checkbox"/>	<input checked="" type="checkbox"/>	<input checked="" type="checkbox"/>

- PSW-220/346x496
- PSW-210/346x496

## PŁYTY DO FORM

## 346x496

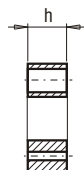
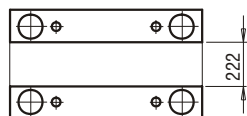
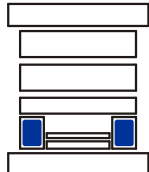
## PSW-310



PSW-310/346x496

h	1.1730	1.2312
36	<input type="checkbox"/>	<input type="checkbox"/>
46	<input type="checkbox"/>	<input type="checkbox"/>
56	<input type="checkbox"/>	<input type="checkbox"/>

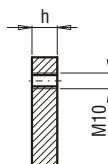
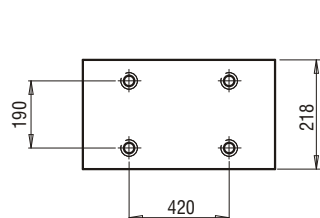
## PSW-410



PSW-410/62x496

h	1.1730	
56	<input type="checkbox"/>	
66	<input type="checkbox"/>	
76	<input type="checkbox"/>	
86	<input type="checkbox"/>	
96	<input type="checkbox"/>	
116	<input type="checkbox"/>	
136	<input type="checkbox"/>	

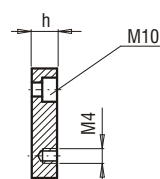
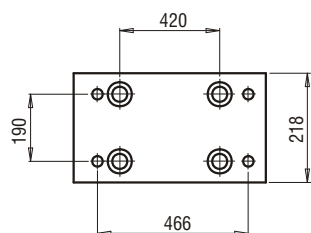
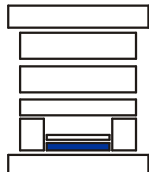
## PSW-510



PSW-510/218x496

h	1.1730	
17	<input type="checkbox"/>	

## PSW-610



PSW-610/218x496

h	1.1730	1.2312
22	<input type="checkbox"/>	<input type="checkbox"/>

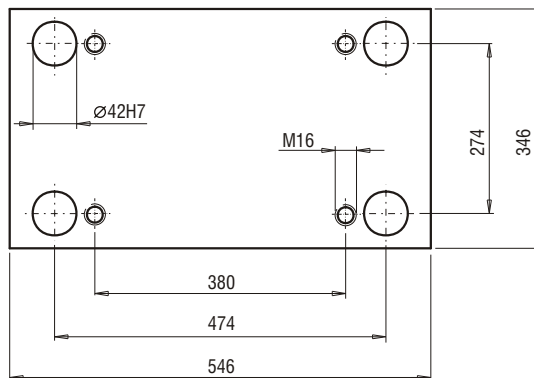
## PŁYTY DO FORM

# 346x546

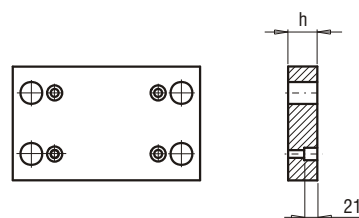
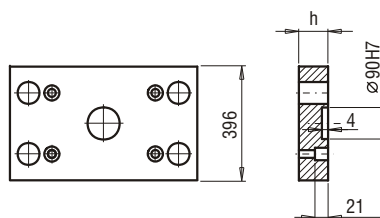
## NUMER 29

### UWAGA!

Wszystkie płyty dostępne są również w wersji bez otworów. Jesteśmy też w stanie wykonać dla Państwa niestandardowe rozmiary. W celu uzyskania dokładnych informacji, zapraszamy do kontaktu.



### PSW-130 PSW-140



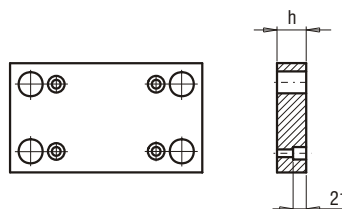
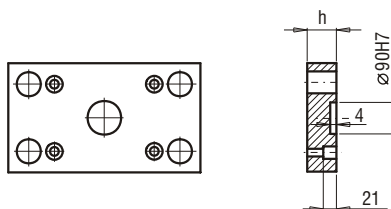
PSW-140/396x546

h	1.1730	1.2312
36	<input type="checkbox"/>	<input type="checkbox"/>
46	<input type="checkbox"/>	<input type="checkbox"/>

PSW-130/396x546

h	1.1730	1.2312
36	<input type="checkbox"/>	<input type="checkbox"/>
46	<input type="checkbox"/>	<input type="checkbox"/>

### PSW-110 PSW-120



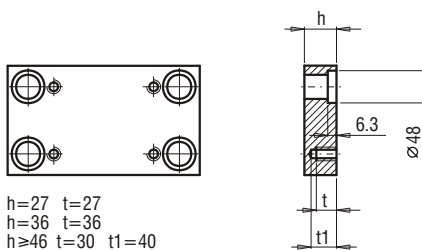
PSW-120/346x546

h	1.1730	1.2312
27	<input type="checkbox"/>	<input type="checkbox"/>
36	<input type="checkbox"/>	<input type="checkbox"/>

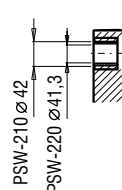
PSW-110/346x546

h	1.1730	1.2312
27	<input type="checkbox"/>	<input type="checkbox"/>
36	<input type="checkbox"/>	<input type="checkbox"/>

### PSW-210 PSW-220



h=27 t=27  
h=36 t=36  
h≥46 t=30 t1=40



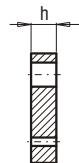
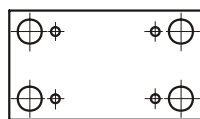
h	1.1730	1.2312	1.2311
27	<input type="checkbox"/>	<input checked="" type="checkbox"/>	<input type="checkbox"/>
36	<input type="checkbox"/>	<input checked="" type="checkbox"/>	<input checked="" type="checkbox"/>
46	<input type="checkbox"/>	<input checked="" type="checkbox"/>	<input checked="" type="checkbox"/>
56	<input type="checkbox"/>	<input checked="" type="checkbox"/>	<input checked="" type="checkbox"/>
66	<input type="checkbox"/>	<input checked="" type="checkbox"/>	<input checked="" type="checkbox"/>
76	<input type="checkbox"/>	<input checked="" type="checkbox"/>	<input checked="" type="checkbox"/>
86	<input type="checkbox"/>	<input checked="" type="checkbox"/>	<input checked="" type="checkbox"/>
96	<input type="checkbox"/>	<input checked="" type="checkbox"/>	<input checked="" type="checkbox"/>
116	<input type="checkbox"/>	<input checked="" type="checkbox"/>	<input checked="" type="checkbox"/>
136	<input type="checkbox"/>	<input checked="" type="checkbox"/>	<input checked="" type="checkbox"/>
156	<input type="checkbox"/>	<input checked="" type="checkbox"/>	<input checked="" type="checkbox"/>

- PSW-220/346x546
- PSW-210/346x546

## PŁYTY DO FORM

346x546

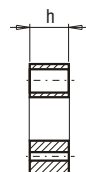
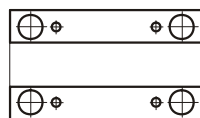
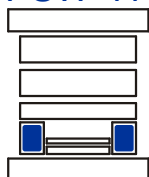
## PSW-310



PSW-310/346x546

h	1.1730	1.2312
36	<input type="checkbox"/>	<input type="checkbox"/>
46	<input type="checkbox"/>	<input type="checkbox"/>
56	<input type="checkbox"/>	<input type="checkbox"/>

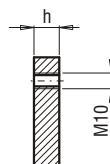
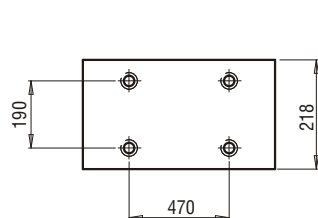
## PSW-410



PSW-410/62x546

h	1.1730
66	<input type="checkbox"/>
76	<input type="checkbox"/>
86	<input type="checkbox"/>
96	<input type="checkbox"/>
116	<input type="checkbox"/>
136	<input type="checkbox"/>

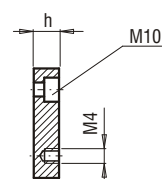
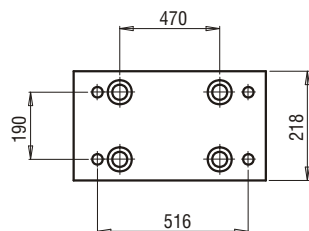
## PSW-510



PSW-510/218x546

h	1.1730
22	<input type="checkbox"/>

## PSW-610



PSW-610/218x546

h	1.1730	1.2312
27	<input type="checkbox"/>	<input type="checkbox"/>

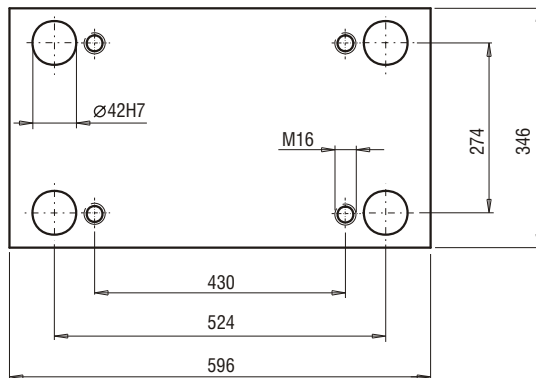
## PŁYTY DO FORM

# 346x596

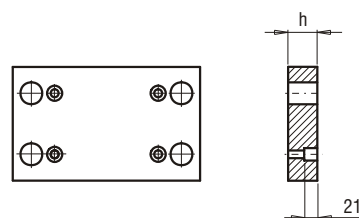
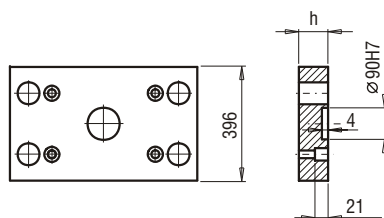
# NUMER 30

### UWAGA!

Wszystkie płyty dostępne są również w wersji bez otworów. Jesteśmy też w stanie wykonać dla Państwa niestandardowe rozmiary. W celu uzyskania dokładnych informacji, zapraszamy do kontaktu.



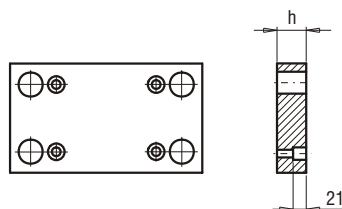
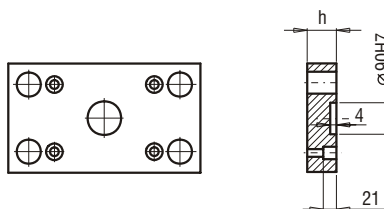
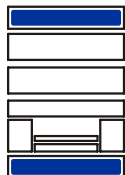
### PSW-130 PSW-140



	h	1.1730	1.2312
PSW-140/396x596	36	<input type="checkbox"/>	<input type="checkbox"/>
	46	<input type="checkbox"/>	<input type="checkbox"/>

	h	1.1730	1.2312
PSW-130/396x596	36	<input type="checkbox"/>	<input type="checkbox"/>
	46	<input type="checkbox"/>	<input type="checkbox"/>

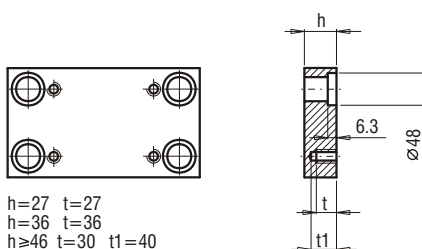
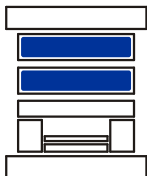
### PSW-110 PSW-120



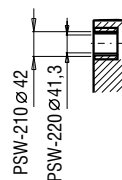
	h	1.1730	1.2312
PSW-120/346x596	27	<input type="checkbox"/>	<input type="checkbox"/>
	36	<input type="checkbox"/>	<input type="checkbox"/>

	h	1.1730	1.2312
PSW-110/346x596	27	<input type="checkbox"/>	<input type="checkbox"/>
	36	<input type="checkbox"/>	<input type="checkbox"/>

### PSW-210 PSW-220



h=27 t=27  
h=36 t=36  
h≥46 t=30 t1=40



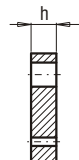
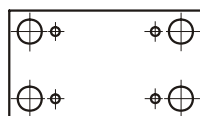
	h	1.1730	1.2312	1.2311
	27	<input type="checkbox"/>	<input type="checkbox"/>	<input type="checkbox"/>
	36	<input type="checkbox"/>	<input checked="" type="checkbox"/>	<input checked="" type="checkbox"/>
	46	<input type="checkbox"/>	<input checked="" type="checkbox"/>	<input checked="" type="checkbox"/>
	56	<input type="checkbox"/>	<input checked="" type="checkbox"/>	<input checked="" type="checkbox"/>
	66	<input type="checkbox"/>	<input checked="" type="checkbox"/>	<input checked="" type="checkbox"/>
	76	<input type="checkbox"/>	<input checked="" type="checkbox"/>	<input checked="" type="checkbox"/>
	86	<input type="checkbox"/>	<input checked="" type="checkbox"/>	<input checked="" type="checkbox"/>
	96	<input type="checkbox"/>	<input checked="" type="checkbox"/>	<input checked="" type="checkbox"/>
	116	<input type="checkbox"/>	<input checked="" type="checkbox"/>	<input checked="" type="checkbox"/>
	136	<input type="checkbox"/>	<input checked="" type="checkbox"/>	<input checked="" type="checkbox"/>
	156	<input type="checkbox"/>	<input checked="" type="checkbox"/>	<input checked="" type="checkbox"/>

- PSW-220/346x596
- PSW-210/346x596

## PŁYTY DO FORM

346x596

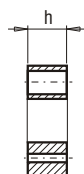
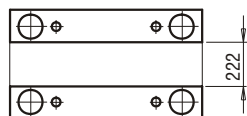
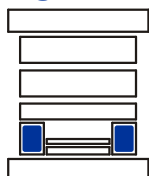
## PSW-310



PSW-310/346x596

h	1.1730	1.2312
36	<input type="checkbox"/>	<input type="checkbox"/>
46	<input type="checkbox"/>	<input type="checkbox"/>
56	<input type="checkbox"/>	<input type="checkbox"/>

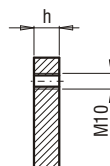
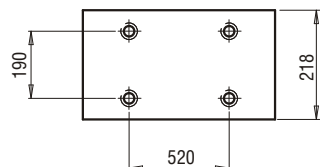
## PSW-410



PSW-410/62x596

h	1.1730
66	<input type="checkbox"/>
76	<input type="checkbox"/>
86	<input type="checkbox"/>
96	<input type="checkbox"/>
116	<input type="checkbox"/>
136	<input type="checkbox"/>

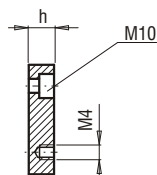
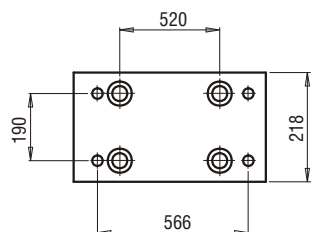
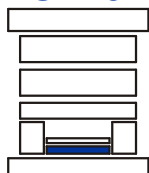
## PSW-510



PSW-510/218x596

h	1.1730
22	<input type="checkbox"/>

## PSW-610



PSW-610/218x596

h	1.1730	1.2312
27	<input type="checkbox"/>	<input type="checkbox"/>

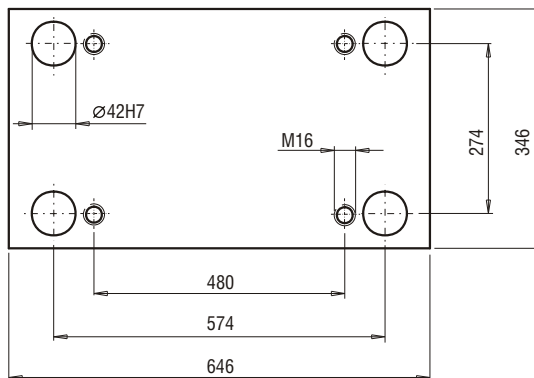
## PŁYTY DO FORM

# 346x646

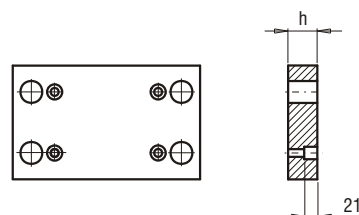
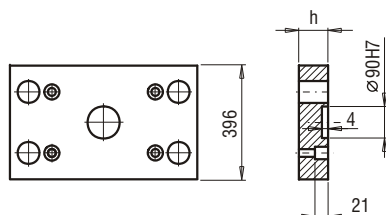
# NUMER 80

### UWAGA!

Wszystkie płyty dostępne są również w wersji bez otworów. Jesteśmy też w stanie wykonać dla Państwa niestandardowe rozmiary. W celu uzyskania dokładnych informacji, zapraszamy do kontaktu.



### PSW-130 PSW-140



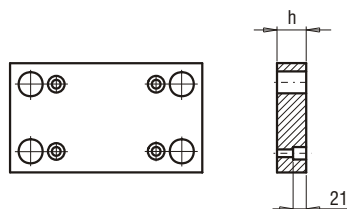
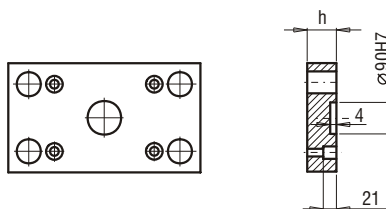
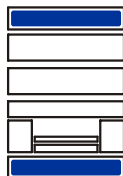
PSW-140/396x646

h	1.1730	1.2312
36	<input type="checkbox"/>	<input type="checkbox"/>
46	<input type="checkbox"/>	<input type="checkbox"/>

PSW-130/396x646

h	1.1730	1.2312
36	<input type="checkbox"/>	<input type="checkbox"/>
46	<input type="checkbox"/>	<input type="checkbox"/>

### PSW-110 PSW-120



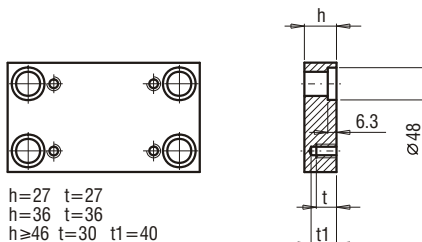
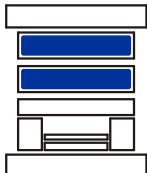
PSW-120/346x646

h	1.1730	1.2312
27	<input type="checkbox"/>	<input type="checkbox"/>
36	<input type="checkbox"/>	<input type="checkbox"/>

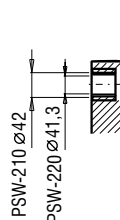
PSW-110/346x646

h	1.1730	1.2312
27	<input type="checkbox"/>	<input type="checkbox"/>
36	<input type="checkbox"/>	<input type="checkbox"/>

### PSW-210 PSW-220



h=27 t=27  
h=36 t=36  
h≥46 t=30 t1=40



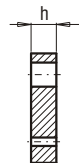
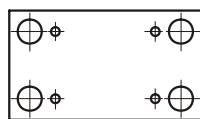
h	1.1730	1.2312	1.2311
27	<input type="checkbox"/>	<input checked="" type="checkbox"/>	<input checked="" type="checkbox"/>
36	<input type="checkbox"/>	<input checked="" type="checkbox"/>	<input checked="" type="checkbox"/>
46	<input type="checkbox"/>	<input checked="" type="checkbox"/>	<input checked="" type="checkbox"/>
56	<input type="checkbox"/>	<input checked="" type="checkbox"/>	<input checked="" type="checkbox"/>
66	<input type="checkbox"/>	<input checked="" type="checkbox"/>	<input checked="" type="checkbox"/>
76	<input type="checkbox"/>	<input checked="" type="checkbox"/>	<input checked="" type="checkbox"/>
86	<input type="checkbox"/>	<input checked="" type="checkbox"/>	<input checked="" type="checkbox"/>
96	<input type="checkbox"/>	<input checked="" type="checkbox"/>	<input checked="" type="checkbox"/>
116	<input type="checkbox"/>	<input checked="" type="checkbox"/>	<input checked="" type="checkbox"/>
136	<input type="checkbox"/>	<input checked="" type="checkbox"/>	<input checked="" type="checkbox"/>
156	<input type="checkbox"/>	<input checked="" type="checkbox"/>	<input checked="" type="checkbox"/>

- PSW-220/346x646
- PSW-210/346x646

## PŁYTY DO FORM

## 346x646

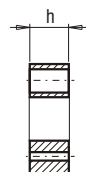
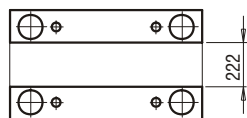
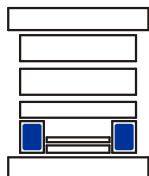
## PSW-310



PSW-310/346x646

h	1.1730	1.2312
36	<input type="checkbox"/>	<input type="checkbox"/>
46	<input type="checkbox"/>	<input type="checkbox"/>
56	<input type="checkbox"/>	<input type="checkbox"/>

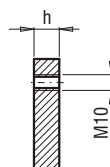
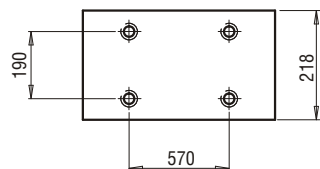
## PSW-410



PSW-410/62x646

h	1.1730
76	<input type="checkbox"/>
86	<input type="checkbox"/>
96	<input type="checkbox"/>
116	<input type="checkbox"/>
136	<input type="checkbox"/>

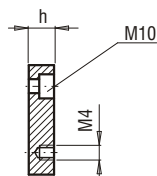
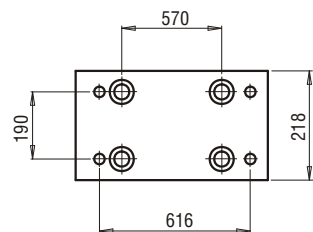
## PSW-510



PSW-510/218x646

h	1.1730
22	<input type="checkbox"/>

## PSW-610



PSW-610/218x646

h	1.1730	1.2312
27	<input type="checkbox"/>	<input type="checkbox"/>



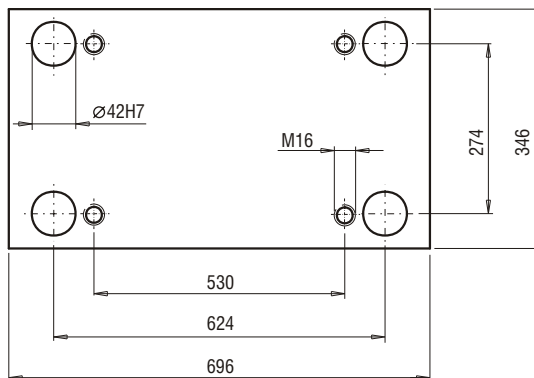
## PŁYTY DO FORM

# 346x696

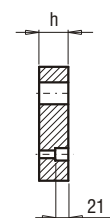
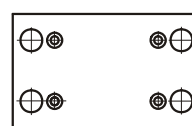
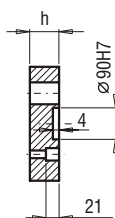
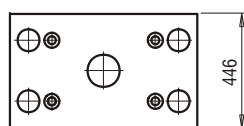
# NUMER 49

### UWAGA!

Wszystkie płyty dostępne są również w wersji bez otworów. Jesteśmy też w stanie wykonać dla Państwa niestandardowe rozmiary. W celu uzyskania dokładnych informacji, zapraszamy do kontaktu.



### PSW-130 PSW-140



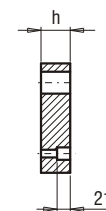
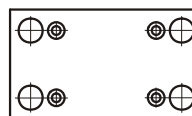
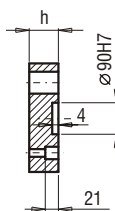
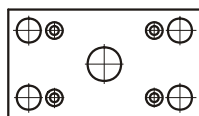
PSW-140/446x696

h	1.1730	1.2312
36	<input type="checkbox"/>	<input type="checkbox"/>
46	<input type="checkbox"/>	<input type="checkbox"/>

PSW-130/446x696

h	1.1730	1.2312
36	<input type="checkbox"/>	<input type="checkbox"/>
46	<input type="checkbox"/>	<input type="checkbox"/>

### PSW-110 PSW-120



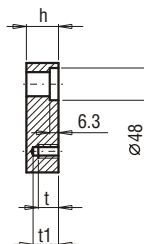
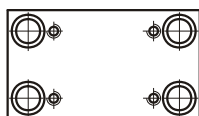
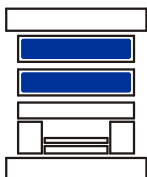
PSW-120/346x696

h	1.1730	1.2312
27	<input type="checkbox"/>	<input type="checkbox"/>
36	<input type="checkbox"/>	<input type="checkbox"/>

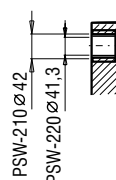
PSW-110/346x696

h	1.1730	1.2312
27	<input type="checkbox"/>	<input type="checkbox"/>
36	<input type="checkbox"/>	<input type="checkbox"/>

### PSW-210 PSW-220



h=27 t=27  
h=36 t=36  
h≥46 t=30 t1=40



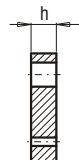
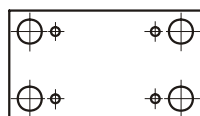
h	1.1730	1.2312	1.2311
27	<input type="checkbox"/>	<input type="checkbox"/>	<input type="checkbox"/>
36	<input type="checkbox"/>	<input type="checkbox"/>	<input type="checkbox"/>
46	<input type="checkbox"/>	<input checked="" type="checkbox"/>	<input checked="" type="checkbox"/>
56	<input type="checkbox"/>	<input checked="" type="checkbox"/>	<input checked="" type="checkbox"/>
66	<input type="checkbox"/>	<input checked="" type="checkbox"/>	<input checked="" type="checkbox"/>
76	<input type="checkbox"/>	<input checked="" type="checkbox"/>	<input checked="" type="checkbox"/>
86	<input type="checkbox"/>	<input checked="" type="checkbox"/>	<input checked="" type="checkbox"/>
96	<input type="checkbox"/>	<input checked="" type="checkbox"/>	<input checked="" type="checkbox"/>
116	<input type="checkbox"/>	<input checked="" type="checkbox"/>	<input checked="" type="checkbox"/>
136	<input type="checkbox"/>	<input checked="" type="checkbox"/>	<input checked="" type="checkbox"/>
156	<input type="checkbox"/>	<input checked="" type="checkbox"/>	<input checked="" type="checkbox"/>

- PSW-220/346x696
- PSW-210/346x696

## PŁYTY DO FORM

346x696

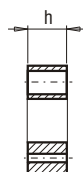
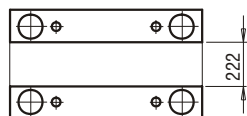
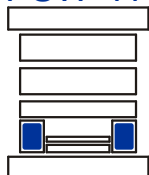
## PSW-310



PSW-310/346x696

h	1.1730	1.2312
36	<input type="checkbox"/>	<input type="checkbox"/>
46	<input type="checkbox"/>	<input type="checkbox"/>
56	<input type="checkbox"/>	<input type="checkbox"/>

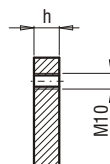
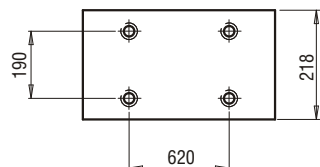
## PSW-410



PSW-410/62x696

h	1.1730
76	<input type="checkbox"/>
86	<input type="checkbox"/>
96	<input type="checkbox"/>
116	<input type="checkbox"/>
136	<input type="checkbox"/>

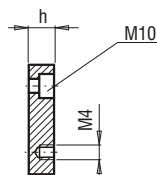
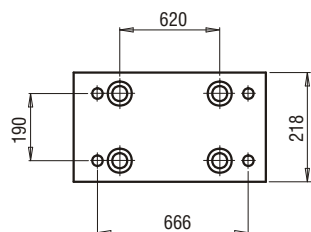
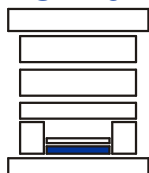
## PSW-510



PSW-510/218x696

h	1.1730
22	<input type="checkbox"/>

## PSW-610



PSW-610/218x696

h	1.1730	1.2312
27	<input type="checkbox"/>	<input type="checkbox"/>

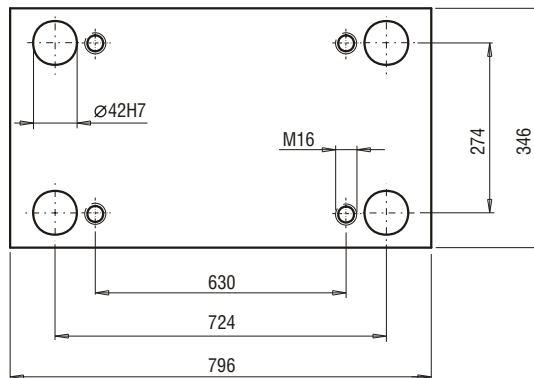
## PŁYTY DO FORM

# 346x796

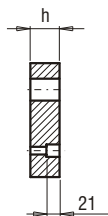
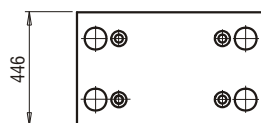
# NUMER 50

### UWAGA!

Wszystkie płyty dostępne są również w wersji bez otworów. Jesteśmy też w stanie wykonać dla Państwa niestandardowe rozmiary. W celu uzyskania dokładnych informacji, zapraszamy do kontaktu.



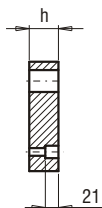
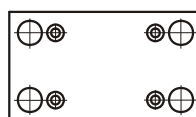
### PSW-130



PSW-130/446x796

h	1.1730	1.2312
46	<input type="checkbox"/>	<input type="checkbox"/>
56	<input type="checkbox"/>	<input type="checkbox"/>

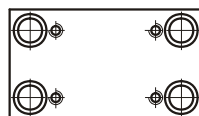
### PSW-110



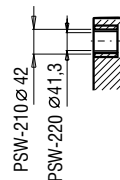
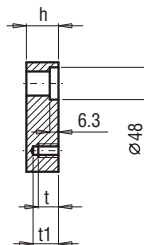
PSW-110/346x796

h	1.1730	1.2312
36	<input type="checkbox"/>	<input type="checkbox"/>
46	<input type="checkbox"/>	<input type="checkbox"/>

### PSW-210 PSW-220



h=36 t=36  
h≥46 t=30 t1=40



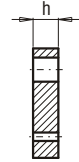
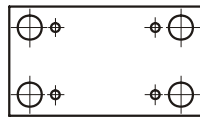
- PSW-220/346x796
- PSW-210/346x796

h	1.1730	1.2312	1.2311
36	<input type="checkbox"/>	<input checked="" type="checkbox"/>	<input checked="" type="checkbox"/>
46	<input type="checkbox"/>	<input checked="" type="checkbox"/>	<input checked="" type="checkbox"/>
56	<input type="checkbox"/>	<input checked="" type="checkbox"/>	<input checked="" type="checkbox"/>
66	<input type="checkbox"/>	<input checked="" type="checkbox"/>	<input checked="" type="checkbox"/>
76	<input type="checkbox"/>	<input checked="" type="checkbox"/>	<input checked="" type="checkbox"/>
86	<input type="checkbox"/>	<input checked="" type="checkbox"/>	<input checked="" type="checkbox"/>
96	<input type="checkbox"/>	<input checked="" type="checkbox"/>	<input checked="" type="checkbox"/>
116	<input type="checkbox"/>	<input checked="" type="checkbox"/>	<input checked="" type="checkbox"/>
136	<input type="checkbox"/>	<input checked="" type="checkbox"/>	<input checked="" type="checkbox"/>
156	<input type="checkbox"/>	<input checked="" type="checkbox"/>	<input checked="" type="checkbox"/>

PLYTY DO FORM

346x796

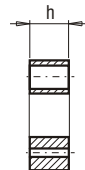
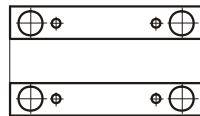
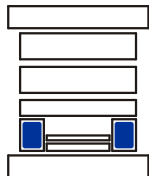
PSW-310



PSW-310/346x796

h	1.1730	1.2312
36	<input type="checkbox"/>	<input type="checkbox"/>
46	<input type="checkbox"/>	<input type="checkbox"/>
56	<input type="checkbox"/>	<input type="checkbox"/>

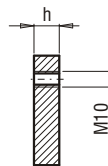
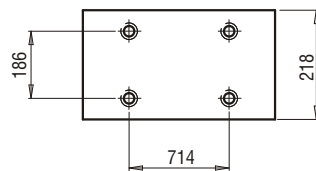
PSW-410



PSW-410/62x796

h	1.1730
86	<input type="checkbox"/>
96	<input type="checkbox"/>
116	<input type="checkbox"/>
136	<input type="checkbox"/>
156	<input type="checkbox"/>

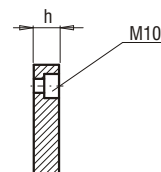
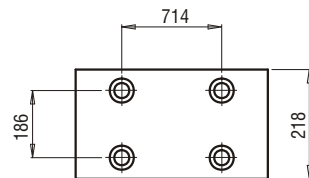
PSW-510



PSW-510/218x796

h	1.1730
22	<input type="checkbox"/>

PSW-610



PSW-610/218x796

h	1.1730	1.2312
27	<input type="checkbox"/>	<input type="checkbox"/>

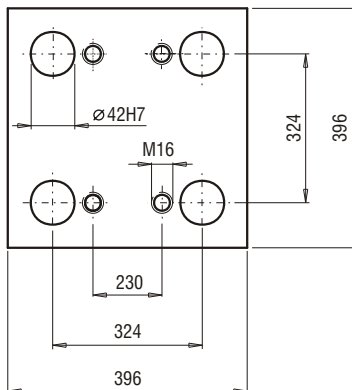
## PŁYTY DO FORM

# 396x396

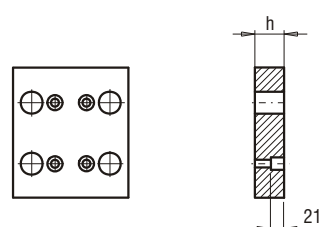
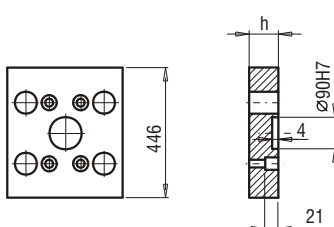
# NUMER 31

### UWAGA!

Wszystkie płyty dostępne są również w wersji bez otworów. Jesteśmy też w stanie wykonać dla Państwa niestandardowe rozmiary. W celu uzyskania dokładnych informacji, zapraszamy do kontaktu.



PSW-130  
PSW-140



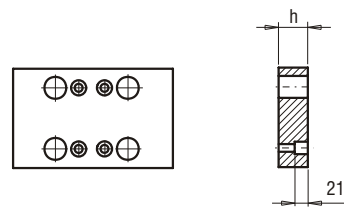
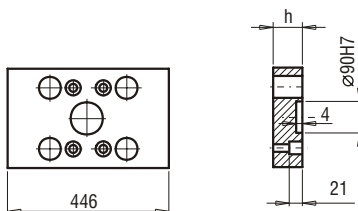
h	1.1730	1.2312
27	<input type="checkbox"/>	<input type="checkbox"/>
36	<input type="checkbox"/>	<input type="checkbox"/>
46	<input type="checkbox"/>	<input type="checkbox"/>

PSW-140/446x396

h	1.1730	1.2312
27	<input type="checkbox"/>	<input type="checkbox"/>
36	<input type="checkbox"/>	<input type="checkbox"/>
46	<input type="checkbox"/>	<input type="checkbox"/>

PSW-130/446x396

PSW-150  
PSW-160



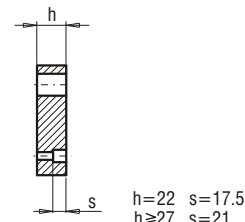
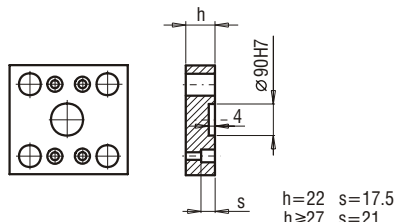
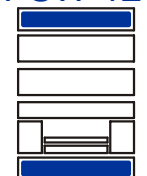
h	1.1730	1.2312
27	<input type="checkbox"/>	<input type="checkbox"/>
36	<input type="checkbox"/>	<input type="checkbox"/>
46	<input type="checkbox"/>	<input type="checkbox"/>

PSW-160/396x446

h	1.1730	1.2312
27	<input type="checkbox"/>	<input type="checkbox"/>
36	<input type="checkbox"/>	<input type="checkbox"/>
46	<input type="checkbox"/>	<input type="checkbox"/>

PSW-150/396x446

PSW-110  
PSW-120



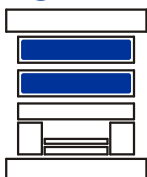
h	1.1730	1.2312
22	<input type="checkbox"/>	<input type="checkbox"/>
27	<input type="checkbox"/>	<input type="checkbox"/>
36	<input type="checkbox"/>	<input type="checkbox"/>

PSW-120/396x396

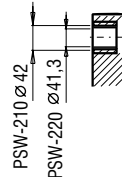
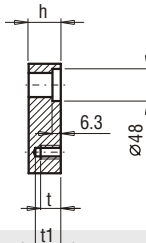
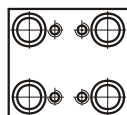
h	1.1730	1.2312
22	<input type="checkbox"/>	<input type="checkbox"/>
27	<input type="checkbox"/>	<input type="checkbox"/>
36	<input type="checkbox"/>	<input type="checkbox"/>

PSW-110/396x396

PSW-210  
PSW-220



h=22 t=22  
h=27 t=27  
h=36 t=36  
h≥46 t=30 tt=40



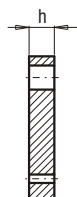
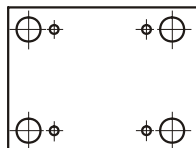
h	1.1730	1.2312	1.2311
22	<input type="checkbox"/>	<input checked="" type="checkbox"/>	<input checked="" type="checkbox"/>
27	<input type="checkbox"/>	<input checked="" type="checkbox"/>	<input checked="" type="checkbox"/>
36	<input type="checkbox"/>	<input checked="" type="checkbox"/>	<input checked="" type="checkbox"/>
46	<input type="checkbox"/>	<input checked="" type="checkbox"/>	<input checked="" type="checkbox"/>
56	<input type="checkbox"/>	<input checked="" type="checkbox"/>	<input checked="" type="checkbox"/>
66	<input type="checkbox"/>	<input checked="" type="checkbox"/>	<input checked="" type="checkbox"/>
76	<input type="checkbox"/>	<input checked="" type="checkbox"/>	<input checked="" type="checkbox"/>
86	<input type="checkbox"/>	<input checked="" type="checkbox"/>	<input checked="" type="checkbox"/>
96	<input type="checkbox"/>	<input checked="" type="checkbox"/>	<input checked="" type="checkbox"/>
116	<input type="checkbox"/>	<input checked="" type="checkbox"/>	<input checked="" type="checkbox"/>
136	<input type="checkbox"/>	<input checked="" type="checkbox"/>	<input checked="" type="checkbox"/>
156	<input type="checkbox"/>	<input checked="" type="checkbox"/>	<input checked="" type="checkbox"/>

- PSW-220/396x396
- PSW-210/396x396

## PŁYTY DO FORM

396x396

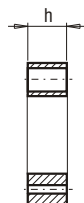
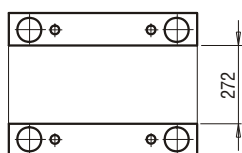
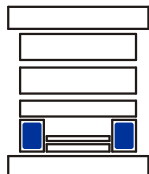
PSW-310



PSW-310/396x396

h	1.1730	1.2312
36	<input type="checkbox"/>	<input type="checkbox"/>
46	<input type="checkbox"/>	<input type="checkbox"/>
56	<input type="checkbox"/>	<input type="checkbox"/>

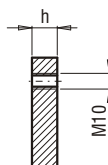
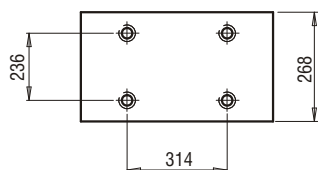
PSW-410



PSW-410/62x396

h	1.1730
56	<input type="checkbox"/>
66	<input type="checkbox"/>
76	<input type="checkbox"/>
86	<input type="checkbox"/>
96	<input type="checkbox"/>
116	<input type="checkbox"/>

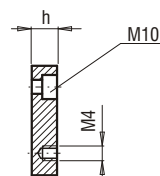
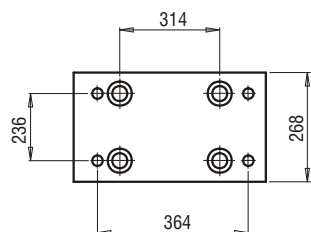
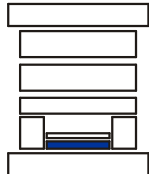
PSW-510



PSW-510/268x396

h	1.1730
17	<input type="checkbox"/>

PSW-610



PSW-610/268x396

h	1.1730	1.2312
22	<input type="checkbox"/>	<input type="checkbox"/>

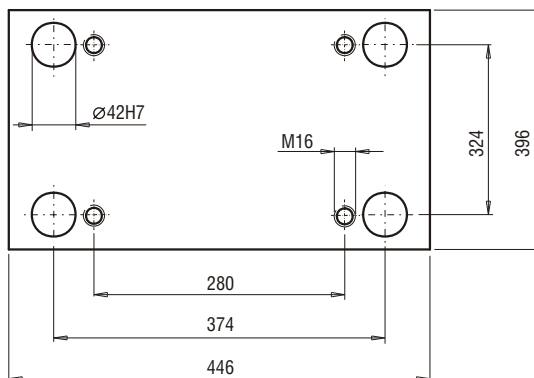
## PŁYTY DO FORM

# 396x446

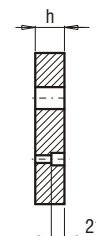
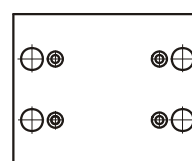
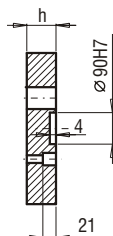
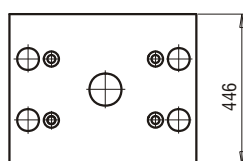
# NUMER 32

### UWAGA!

Wszystkie płyty dostępne są również w wersji bez otworów. Jesteśmy też w stanie wykonać dla Państwa niestandardowe rozmiary. W celu uzyskania dokładnych informacji, zapraszamy do kontaktu.



PSW-130  
PSW-140



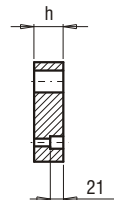
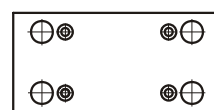
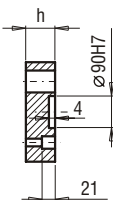
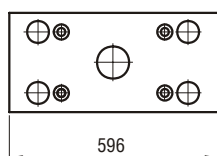
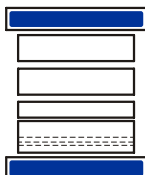
PSW-140/446x446

h	1.1730	1.2312
27	<input type="checkbox"/>	<input type="checkbox"/>
36	<input type="checkbox"/>	<input type="checkbox"/>
46	<input type="checkbox"/>	<input type="checkbox"/>

PSW-130/446x446

h	1.1730	1.2312
27	<input type="checkbox"/>	<input type="checkbox"/>
36	<input type="checkbox"/>	<input type="checkbox"/>
46	<input type="checkbox"/>	<input type="checkbox"/>

PSW-150  
PSW-160



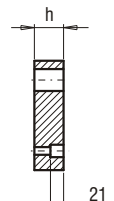
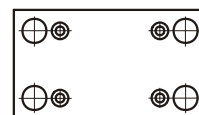
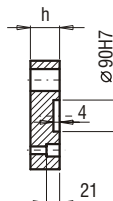
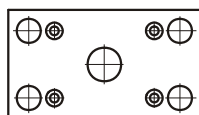
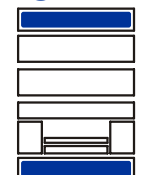
PSW-160/396x446

h	1.1730	1.2312
27	<input type="checkbox"/>	<input type="checkbox"/>
36	<input type="checkbox"/>	<input type="checkbox"/>
46	<input type="checkbox"/>	<input type="checkbox"/>

PSW-150/396x596

h	1.1730	1.2312
27	<input type="checkbox"/>	<input type="checkbox"/>
36	<input type="checkbox"/>	<input type="checkbox"/>
46	<input type="checkbox"/>	<input type="checkbox"/>

PSW-110  
PSW-120



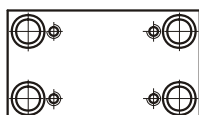
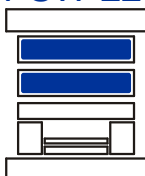
PSW-120/396x446

h	1.1730	1.2312
27	<input type="checkbox"/>	<input type="checkbox"/>
36	<input type="checkbox"/>	<input type="checkbox"/>

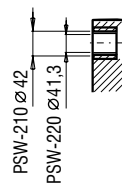
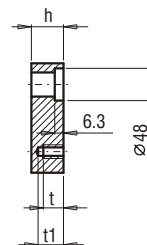
PSW-110/396x446

h	1.1730	1.2312
27	<input type="checkbox"/>	<input type="checkbox"/>
36	<input type="checkbox"/>	<input type="checkbox"/>

PSW-210  
PSW-220



h=27 t=27  
h=36 t=36  
h≥46 t=30 t1=40



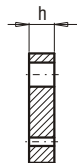
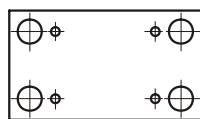
h	1.1730	1.2312	1.2311
27	<input type="checkbox"/>	<input type="checkbox"/>	<input type="checkbox"/>
36	<input type="checkbox"/>	<input type="checkbox"/>	<input type="checkbox"/>
46	<input type="checkbox"/>	<input checked="" type="checkbox"/>	<input checked="" type="checkbox"/>
56	<input type="checkbox"/>	<input checked="" type="checkbox"/>	<input checked="" type="checkbox"/>
66	<input type="checkbox"/>	<input checked="" type="checkbox"/>	<input checked="" type="checkbox"/>
76	<input type="checkbox"/>	<input checked="" type="checkbox"/>	<input checked="" type="checkbox"/>
86	<input type="checkbox"/>	<input checked="" type="checkbox"/>	<input checked="" type="checkbox"/>
96	<input type="checkbox"/>	<input checked="" type="checkbox"/>	<input checked="" type="checkbox"/>
116	<input type="checkbox"/>	<input checked="" type="checkbox"/>	<input checked="" type="checkbox"/>
136	<input type="checkbox"/>	<input checked="" type="checkbox"/>	<input checked="" type="checkbox"/>
156	<input type="checkbox"/>	<input checked="" type="checkbox"/>	<input checked="" type="checkbox"/>

- PSW-220/396x446
- PSW-210/396x446

## PŁYTY DO FORM

## 396x446

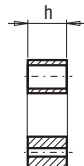
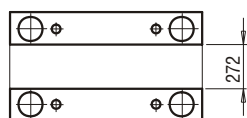
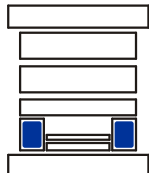
## PSW-310



PSW-310/396x446

h	1.1730	1.2312
36	<input type="checkbox"/>	<input type="checkbox"/>
46	<input type="checkbox"/>	<input type="checkbox"/>
56	<input type="checkbox"/>	<input type="checkbox"/>

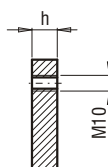
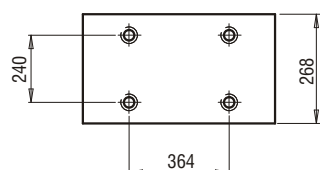
## PSW-410



PSW-410/62x446

h	1.1730
56	<input type="checkbox"/>
66	<input type="checkbox"/>
76	<input type="checkbox"/>
86	<input type="checkbox"/>
96	<input type="checkbox"/>
116	<input type="checkbox"/>
136	<input type="checkbox"/>

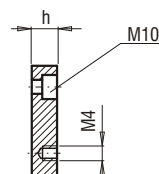
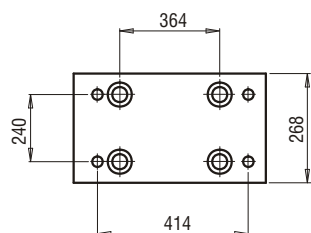
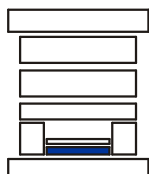
## PSW-510



PSW-510/268x446

h	1.1730
17	<input type="checkbox"/>

## PSW-610



PSW-610/28x446

h	1.1730	1.2312
22	<input type="checkbox"/>	<input type="checkbox"/>



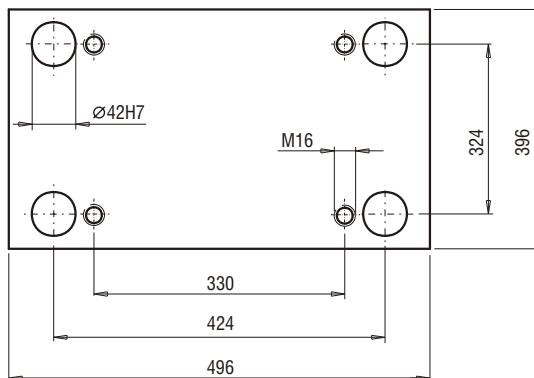
## PŁYTY DO FORM

# 396x496

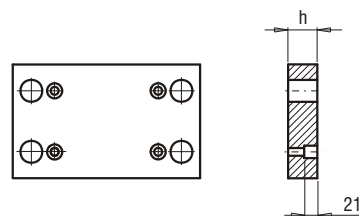
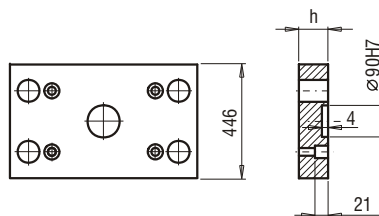
# NUMER 33

### UWAGA!

Wszystkie płyty dostępne są również w wersji bez otworów. Jesteśmy też w stanie wykonać dla Państwa niestandardowe rozmiary. W celu uzyskania dokładnych informacji, zapraszamy do kontaktu.



PSW-130  
PSW-140



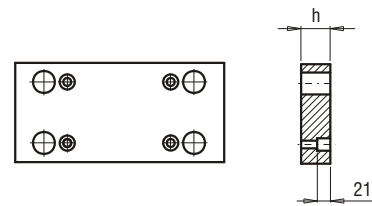
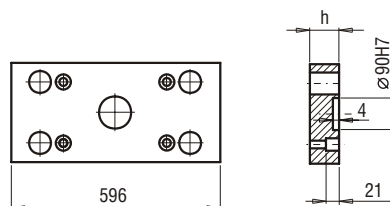
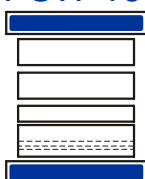
PSW-140/446x496

h	1.1730	1.2312
36	<input type="checkbox"/>	<input type="checkbox"/>
46	<input type="checkbox"/>	<input type="checkbox"/>

PSW-130/446x496

h	1.1730	1.2312
36	<input type="checkbox"/>	<input type="checkbox"/>
46	<input type="checkbox"/>	<input type="checkbox"/>

PSW-150  
PSW-160



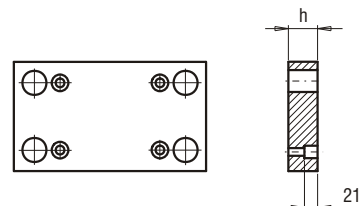
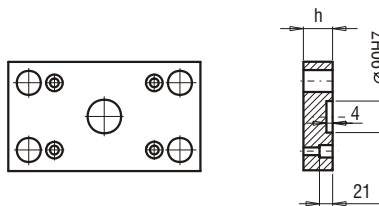
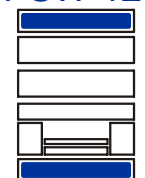
PSW-160/396x596

h	1.1730	1.2312
36	<input type="checkbox"/>	<input type="checkbox"/>
46	<input type="checkbox"/>	<input type="checkbox"/>

PSW-150/396x596

h	1.1730	1.2312
36	<input type="checkbox"/>	<input type="checkbox"/>
46	<input type="checkbox"/>	<input type="checkbox"/>

PSW-110  
PSW-120



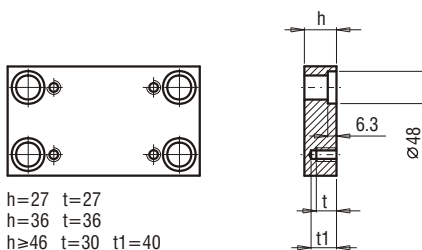
PSW-120/396x496

h	1.1730	1.2312
27	<input type="checkbox"/>	<input type="checkbox"/>
36	<input type="checkbox"/>	<input type="checkbox"/>

PSW-110/396x496

h	1.1730	1.2312
27	<input type="checkbox"/>	<input type="checkbox"/>
36	<input type="checkbox"/>	<input type="checkbox"/>

PSW-210  
PSW-220



h=27 t=27  
h=36 t=36  
h≥46 t=30 t1=40

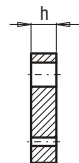
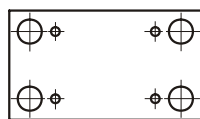
h	1.1730	1.2312	1.2311
27	<input type="checkbox"/>	<input checked="" type="checkbox"/>	<input checked="" type="checkbox"/>
36	<input type="checkbox"/>	<input checked="" type="checkbox"/>	<input checked="" type="checkbox"/>
46	<input type="checkbox"/>	<input checked="" type="checkbox"/>	<input checked="" type="checkbox"/>
56	<input type="checkbox"/>	<input checked="" type="checkbox"/>	<input checked="" type="checkbox"/>
66	<input type="checkbox"/>	<input checked="" type="checkbox"/>	<input checked="" type="checkbox"/>
76	<input type="checkbox"/>	<input checked="" type="checkbox"/>	<input checked="" type="checkbox"/>
86	<input type="checkbox"/>	<input checked="" type="checkbox"/>	<input checked="" type="checkbox"/>
96	<input type="checkbox"/>	<input checked="" type="checkbox"/>	<input checked="" type="checkbox"/>
116	<input type="checkbox"/>	<input checked="" type="checkbox"/>	<input checked="" type="checkbox"/>
136	<input type="checkbox"/>	<input checked="" type="checkbox"/>	<input checked="" type="checkbox"/>
156	<input type="checkbox"/>	<input checked="" type="checkbox"/>	<input checked="" type="checkbox"/>

PSW-220/396x496  
 PSW-210/396x496

## PŁYTY DO FORM

396x496

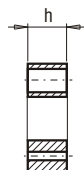
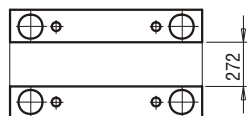
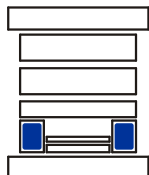
## PSW-310



PSW-310/396x496

h	1.1730	1.2312
36	<input type="checkbox"/>	<input type="checkbox"/>
46	<input type="checkbox"/>	<input type="checkbox"/>
56	<input type="checkbox"/>	<input type="checkbox"/>

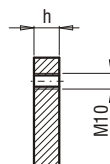
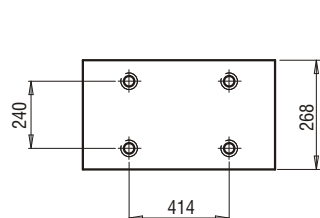
## PSW-410



PSW-410/62x496

h	1.1730
66	<input type="checkbox"/>
76	<input type="checkbox"/>
86	<input type="checkbox"/>
96	<input type="checkbox"/>
116	<input type="checkbox"/>
136	<input type="checkbox"/>

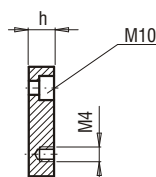
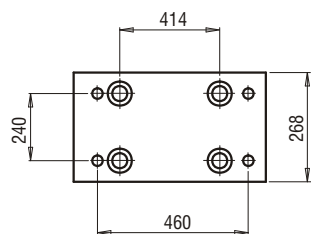
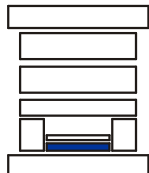
## PSW-510



PSW-510/268x496

h	1.1730
22	<input type="checkbox"/>

## PSW-610



PSW-610/268x496

h	1.1730	1.2312
27	<input type="checkbox"/>	<input type="checkbox"/>

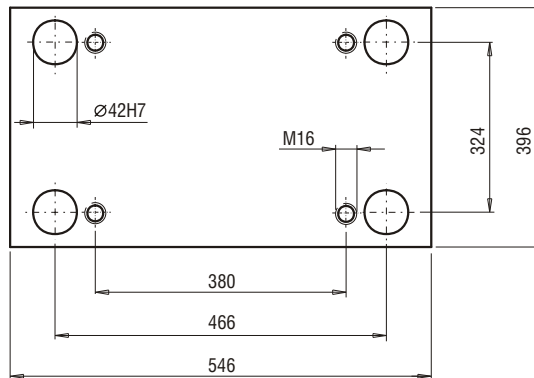
## PŁYTY DO FORM

# 396x546

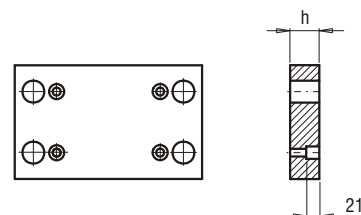
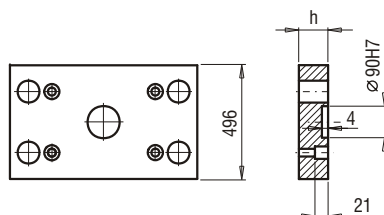
# NUMER 34

### UWAGA!

Wszystkie płyty dostępne są również w wersji bez otworów. Jesteśmy też w stanie wykonać dla Państwa niestandardowe rozmiary. W celu uzyskania dokładnych informacji, zapraszamy do kontaktu.



### PSW-130 PSW-140



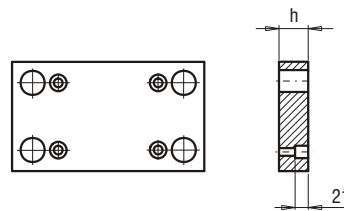
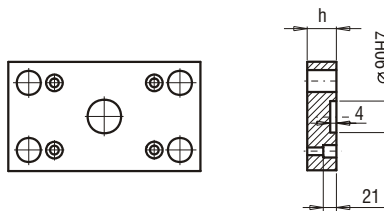
h	1.1730	1.2312
36	<input type="checkbox"/>	<input type="checkbox"/>
46	<input type="checkbox"/>	<input type="checkbox"/>

PSW-140/496x546

h	1.1730	1.2312
36	<input type="checkbox"/>	<input type="checkbox"/>
46	<input type="checkbox"/>	<input type="checkbox"/>

PSW-130/496x546

### PSW-110 PSW-120



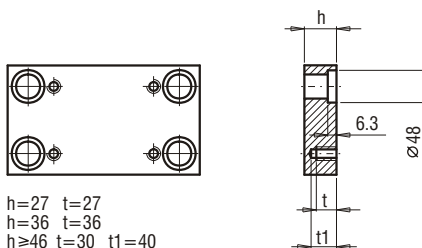
h	1.1730	1.2312
27	<input type="checkbox"/>	<input type="checkbox"/>
36	<input type="checkbox"/>	<input type="checkbox"/>

PSW-120/396x546

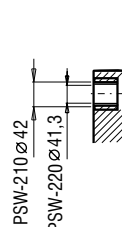
h	1.1730	1.2312
27	<input type="checkbox"/>	<input type="checkbox"/>
36	<input type="checkbox"/>	<input type="checkbox"/>

PSW-110/396x546

### PSW-210 PSW-220



h=27 t=27  
h=36 t=36  
h≥46 t=30 t1=40



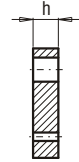
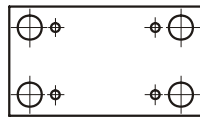
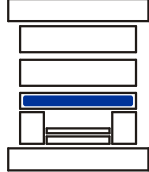
h	1.1730	1.2312	1.2311
27	<input type="checkbox"/>	<input checked="" type="checkbox"/>	<input checked="" type="checkbox"/>
36	<input type="checkbox"/>	<input checked="" type="checkbox"/>	<input checked="" type="checkbox"/>
46	<input type="checkbox"/>	<input checked="" type="checkbox"/>	<input checked="" type="checkbox"/>
56	<input type="checkbox"/>	<input checked="" type="checkbox"/>	<input checked="" type="checkbox"/>
66	<input type="checkbox"/>	<input checked="" type="checkbox"/>	<input checked="" type="checkbox"/>
76	<input type="checkbox"/>	<input checked="" type="checkbox"/>	<input checked="" type="checkbox"/>
86	<input type="checkbox"/>	<input checked="" type="checkbox"/>	<input checked="" type="checkbox"/>
96	<input type="checkbox"/>	<input checked="" type="checkbox"/>	<input checked="" type="checkbox"/>
116	<input type="checkbox"/>	<input checked="" type="checkbox"/>	<input checked="" type="checkbox"/>
136	<input type="checkbox"/>	<input checked="" type="checkbox"/>	<input checked="" type="checkbox"/>
156	<input type="checkbox"/>	<input checked="" type="checkbox"/>	<input checked="" type="checkbox"/>

- PSW-220/396x546
- PSW-210/396x546

PŁYTY DO FORM

396x546

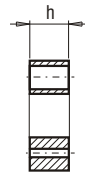
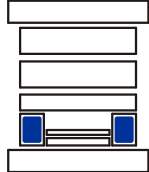
PSW-310



PSW-310/396x546

h	1.1730	1.2312
46	<input type="checkbox"/>	<input type="checkbox"/>
56	<input type="checkbox"/>	<input type="checkbox"/>

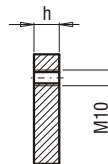
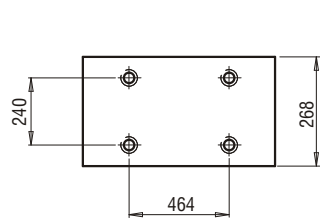
PSW-410



PSW-410/62x546

h	1.1730
66	<input type="checkbox"/>
76	<input type="checkbox"/>
86	<input type="checkbox"/>
96	<input type="checkbox"/>
116	<input type="checkbox"/>
136	<input type="checkbox"/>

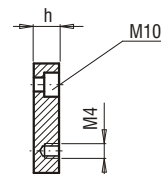
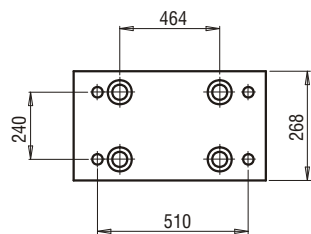
PSW-510



PSW-510/268x546

h	1.1730
17	<input type="checkbox"/>

PSW-610



PSW-610/268x546

h	1.1730	1.2312
27	<input type="checkbox"/>	<input type="checkbox"/>

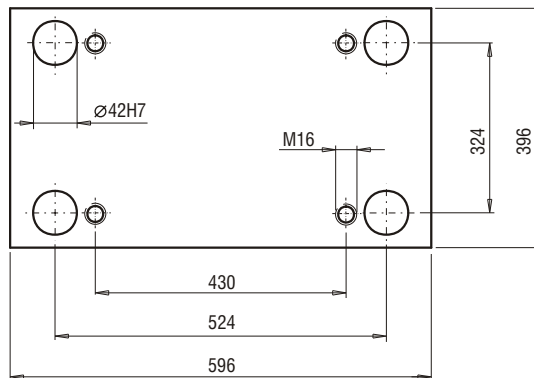
## PŁYTY DO FORM

# 396x596

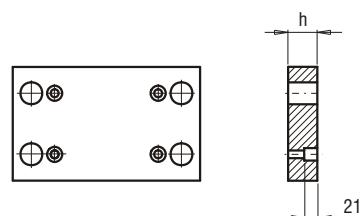
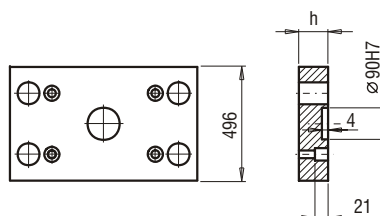
# NUMER 35

### UWAGA!

Wszystkie płyty dostępne są również w wersji bez otworów. Jesteśmy też w stanie wykonać dla Państwa niestandardowe rozmiary. W celu uzyskania dokładnych informacji, zapraszamy do kontaktu.



### PSW-130 PSW-140



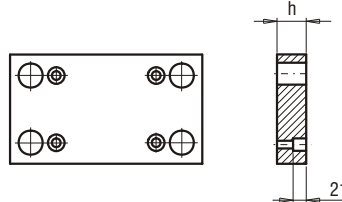
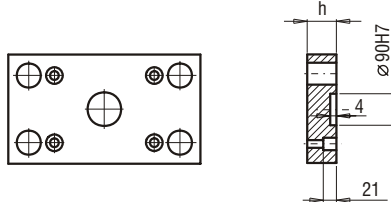
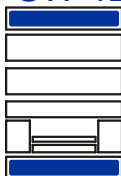
PSW-140/496x596

h	1.1730	1.2312
36	<input type="checkbox"/>	<input type="checkbox"/>
46	<input type="checkbox"/>	<input type="checkbox"/>

PSW-130/496x596

h	1.1730	1.2312
36	<input type="checkbox"/>	<input type="checkbox"/>
46	<input type="checkbox"/>	<input type="checkbox"/>

### PSW-110 PSW-120



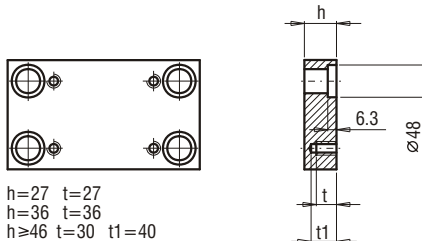
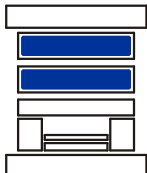
PSW-120/396x596

h	1.1730	1.2312
27	<input type="checkbox"/>	<input type="checkbox"/>
36	<input type="checkbox"/>	<input type="checkbox"/>

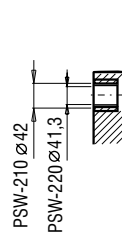
PSW-110/396x596

h	1.1730	1.2312
27	<input type="checkbox"/>	<input type="checkbox"/>
36	<input type="checkbox"/>	<input type="checkbox"/>

### PSW-210 PSW-220



h=27 t=27  
h=36 t=36  
h≥46 t=30 t1=40



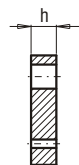
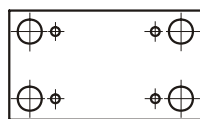
h	1.1730	1.2312	1.2311
27	<input type="checkbox"/>	<input checked="" type="checkbox"/>	<input type="checkbox"/>
36	<input type="checkbox"/>	<input checked="" type="checkbox"/>	<input checked="" type="checkbox"/>
46	<input type="checkbox"/>	<input checked="" type="checkbox"/>	<input checked="" type="checkbox"/>
56	<input type="checkbox"/>	<input checked="" type="checkbox"/>	<input checked="" type="checkbox"/>
66	<input type="checkbox"/>	<input checked="" type="checkbox"/>	<input checked="" type="checkbox"/>
76	<input type="checkbox"/>	<input checked="" type="checkbox"/>	<input checked="" type="checkbox"/>
86	<input type="checkbox"/>	<input checked="" type="checkbox"/>	<input checked="" type="checkbox"/>
96	<input type="checkbox"/>	<input checked="" type="checkbox"/>	<input checked="" type="checkbox"/>
116	<input type="checkbox"/>	<input checked="" type="checkbox"/>	<input checked="" type="checkbox"/>
136	<input type="checkbox"/>	<input checked="" type="checkbox"/>	<input checked="" type="checkbox"/>
156	<input type="checkbox"/>	<input checked="" type="checkbox"/>	<input checked="" type="checkbox"/>

- PSW-220/396x596
- PSW-210/396x596

## PŁYTY DO FORM

## 396x596

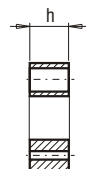
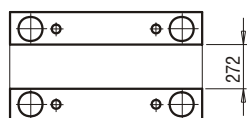
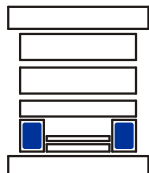
## PSW-310



PSW-310/396x596

h	1.1730	1.2312
46	<input type="checkbox"/>	<input type="checkbox"/>
56	<input type="checkbox"/>	<input type="checkbox"/>

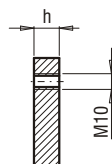
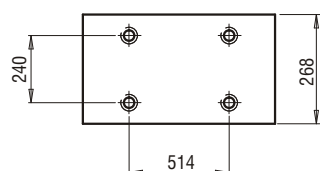
## PSW-410



PSW-410/62x596

h	1.1730
66	<input type="checkbox"/>
76	<input type="checkbox"/>
86	<input type="checkbox"/>
96	<input type="checkbox"/>
116	<input type="checkbox"/>
136	<input type="checkbox"/>

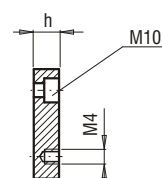
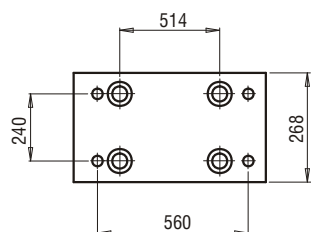
## PSW-510



PSW-510/268x596

h	1.1730
22	<input type="checkbox"/>

## PSW-610



PSW-610/268x596

h	1.1730	1.2312
27	<input type="checkbox"/>	<input type="checkbox"/>

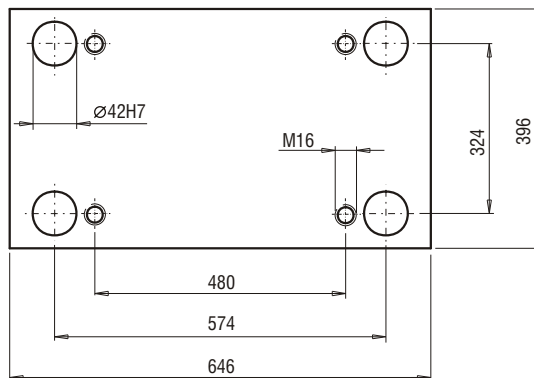
## PŁYTY DO FORM

# 396x646

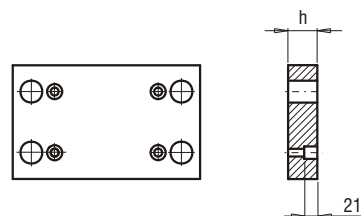
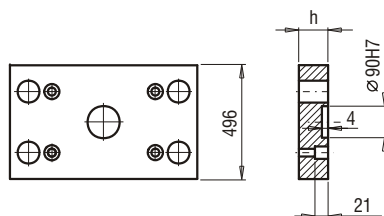
# NUMER 81

### UWAGA!

Wszystkie płyty dostępne są również w wersji bez otworów. Jesteśmy też w stanie wykonać dla Państwa niestandardowe rozmiary. W celu uzyskania dokładnych informacji, zapraszamy do kontaktu.



### PSW-130 PSW-140



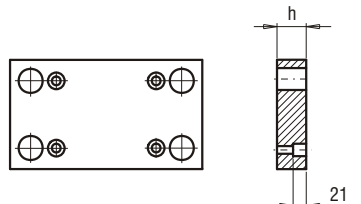
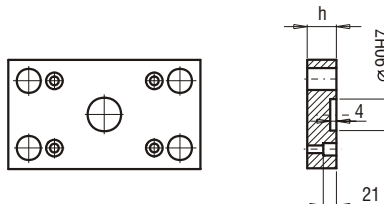
PSW-140/496x646

h	1.1730	1.2312
46	<input type="checkbox"/>	<input type="checkbox"/>
56	<input type="checkbox"/>	<input type="checkbox"/>

PSW-130/496x646

h	1.1730	1.2312
46	<input type="checkbox"/>	<input type="checkbox"/>
56	<input type="checkbox"/>	<input type="checkbox"/>

### PSW-110 PSW-120



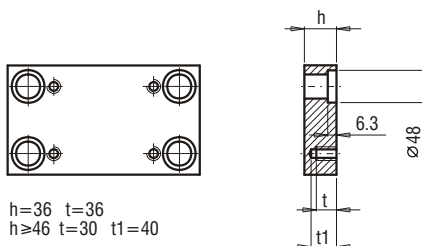
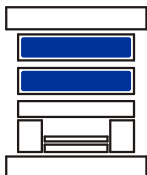
PSW-120/396x646

h	1.1730	1.2312
36	<input type="checkbox"/>	<input type="checkbox"/>
46	<input type="checkbox"/>	<input type="checkbox"/>

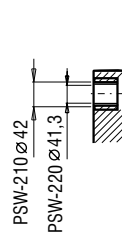
PSW-110/396x646

h	1.1730	1.2312
36	<input type="checkbox"/>	<input type="checkbox"/>
46	<input type="checkbox"/>	<input type="checkbox"/>

### PSW-210 PSW-220



h=36 t=36  
h≥46 t=30 t1=40



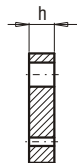
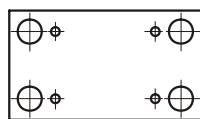
h	1.1730	1.2312	1.2311
36	<input type="checkbox"/>	<input checked="" type="checkbox"/>	<input checked="" type="checkbox"/>
46	<input type="checkbox"/>	<input checked="" type="checkbox"/>	<input checked="" type="checkbox"/>
56	<input type="checkbox"/>	<input checked="" type="checkbox"/>	<input checked="" type="checkbox"/>
66	<input type="checkbox"/>	<input checked="" type="checkbox"/>	<input checked="" type="checkbox"/>
76	<input type="checkbox"/>	<input checked="" type="checkbox"/>	<input checked="" type="checkbox"/>
86	<input type="checkbox"/>	<input checked="" type="checkbox"/>	<input checked="" type="checkbox"/>
96	<input type="checkbox"/>	<input checked="" type="checkbox"/>	<input checked="" type="checkbox"/>
116	<input type="checkbox"/>	<input checked="" type="checkbox"/>	<input checked="" type="checkbox"/>
136	<input type="checkbox"/>	<input checked="" type="checkbox"/>	<input checked="" type="checkbox"/>
156	<input type="checkbox"/>	<input checked="" type="checkbox"/>	<input checked="" type="checkbox"/>
176	<input type="checkbox"/>	<input checked="" type="checkbox"/>	<input checked="" type="checkbox"/>

- PSW-220/396x646
- PSW-210/396x646

## PŁYTY DO FORM

## 396x646

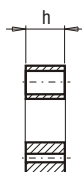
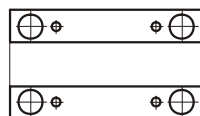
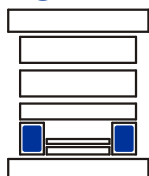
## PSW-310



PSW-310/396x646

h	1.1730	1.2312
46	<input type="checkbox"/>	<input type="checkbox"/>
56	<input type="checkbox"/>	<input type="checkbox"/>

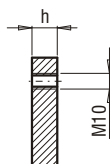
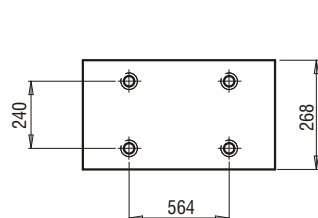
## PSW-410



PSW-410/62x646

h	1.1730
76	<input type="checkbox"/>
86	<input type="checkbox"/>
96	<input type="checkbox"/>
116	<input type="checkbox"/>
136	<input type="checkbox"/>

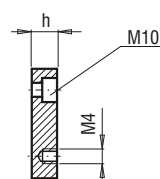
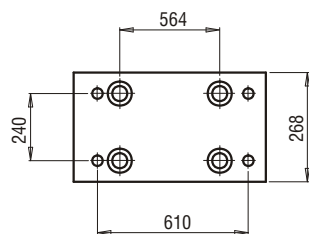
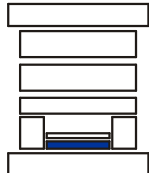
## PSW-510



PSW-510/268x646

h	1.1730
27	<input type="checkbox"/>

## PSW-610



PSW-610/268x646

h	1.1730	1.2312
36	<input type="checkbox"/>	<input type="checkbox"/>



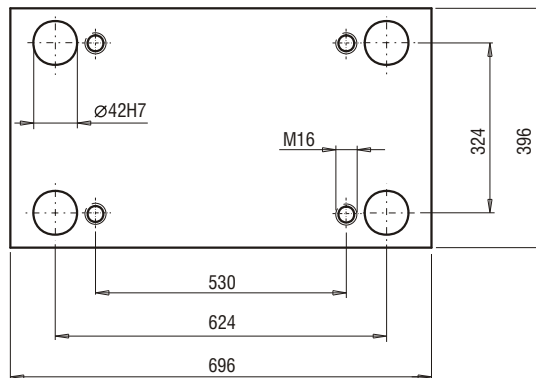
## PŁYTY DO FORM

# 396x696

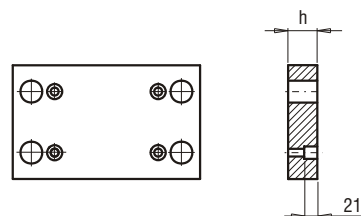
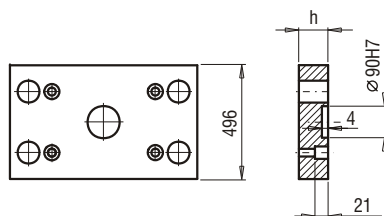
# NUMER 51

### UWAGA!

Wszystkie płyty dostępne są również w wersji bez otworów. Jesteśmy też w stanie wykonać dla Państwa niestandardowe rozmiary. W celu uzyskania dokładnych informacji, zapraszamy do kontaktu.



### PSW-130 PSW-140



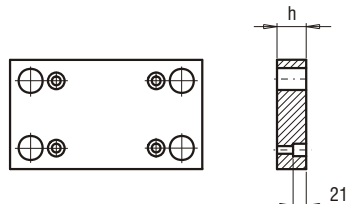
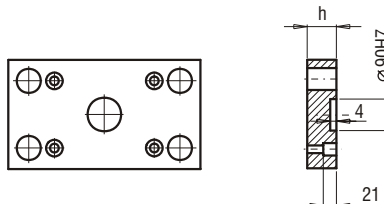
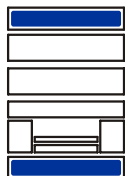
PSW-140/496x696

h	1.1730	1.2312
46	<input type="checkbox"/>	<input type="checkbox"/>
56	<input type="checkbox"/>	<input type="checkbox"/>

PSW-130/496x696

h	1.1730	1.2312
46	<input type="checkbox"/>	<input type="checkbox"/>
56	<input type="checkbox"/>	<input type="checkbox"/>

### PSW-110 PSW-120



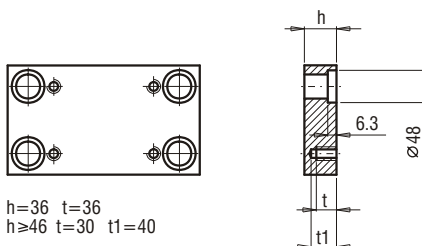
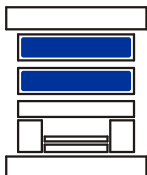
PSW-120/396x696

h	1.1730	1.2312
36	<input type="checkbox"/>	<input type="checkbox"/>
46	<input type="checkbox"/>	<input type="checkbox"/>

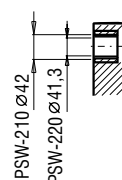
PSW-110/396x696

h	1.1730	1.2312
36	<input type="checkbox"/>	<input type="checkbox"/>
46	<input type="checkbox"/>	<input type="checkbox"/>

### PSW-210 PSW-220



h=36 t=36  
h≥46 t=30 t1=40



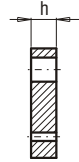
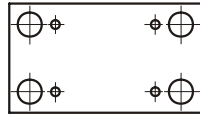
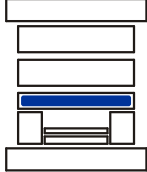
h	1.1730	1.2312	1.2311
36	<input type="checkbox"/>	<input checked="" type="checkbox"/>	<input checked="" type="checkbox"/>
46	<input type="checkbox"/>	<input checked="" type="checkbox"/>	<input checked="" type="checkbox"/>
56	<input type="checkbox"/>	<input checked="" type="checkbox"/>	<input checked="" type="checkbox"/>
66	<input type="checkbox"/>	<input checked="" type="checkbox"/>	<input checked="" type="checkbox"/>
76	<input type="checkbox"/>	<input checked="" type="checkbox"/>	<input checked="" type="checkbox"/>
86	<input type="checkbox"/>	<input checked="" type="checkbox"/>	<input checked="" type="checkbox"/>
96	<input type="checkbox"/>	<input checked="" type="checkbox"/>	<input checked="" type="checkbox"/>
116	<input type="checkbox"/>	<input checked="" type="checkbox"/>	<input checked="" type="checkbox"/>
136	<input type="checkbox"/>	<input checked="" type="checkbox"/>	<input checked="" type="checkbox"/>
156	<input type="checkbox"/>	<input checked="" type="checkbox"/>	<input checked="" type="checkbox"/>
176	<input type="checkbox"/>	<input checked="" type="checkbox"/>	<input checked="" type="checkbox"/>

- PSW-220/396x696
- PSW-210/396x696

PŁYTY DO FORM

396x696

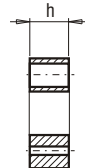
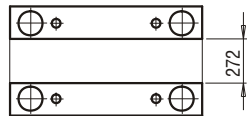
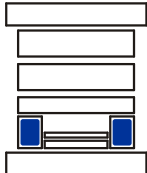
PSW-310



PSW-310/396x696

h	1.1730	1.2312
46	<input type="checkbox"/>	<input type="checkbox"/>
56	<input type="checkbox"/>	<input type="checkbox"/>

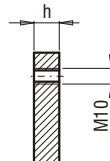
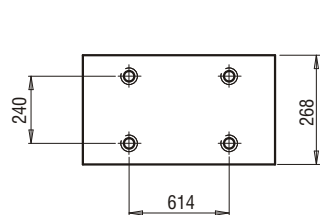
PSW-410



PSW-410/62x696

h	1.1730
76	<input type="checkbox"/>
86	<input type="checkbox"/>
96	<input type="checkbox"/>
116	<input type="checkbox"/>
136	<input type="checkbox"/>

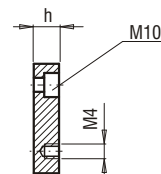
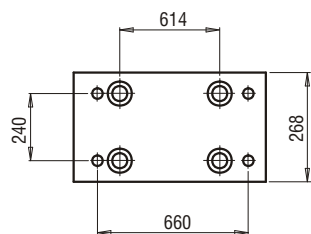
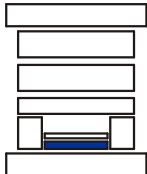
PSW-510



PSW-510/268x696

h	1.1730
27	<input type="checkbox"/>

PSW-610



PSW-610/268x696

h	1.1730	1.2312
36	<input type="checkbox"/>	<input type="checkbox"/>

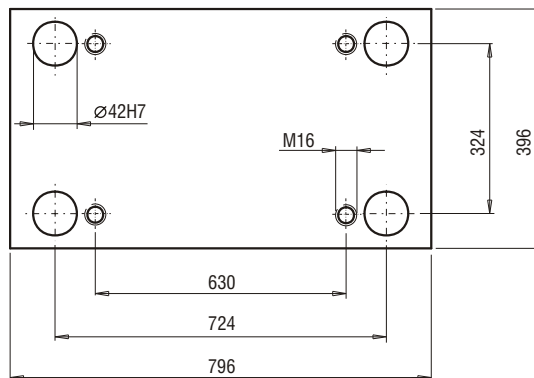
## PŁYTY DO FORM

# 396x796

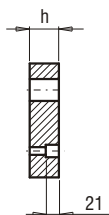
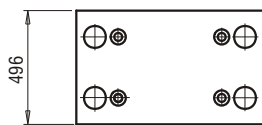
# NUMER 52

### UWAGA!

Wszystkie płyty dostępne są również w wersji bez otworów. Jesteśmy też w stanie wykonać dla Państwa niestandardowe rozmiary. W celu uzyskania dokładnych informacji, zapraszamy do kontaktu.



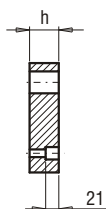
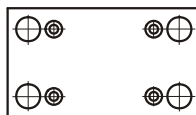
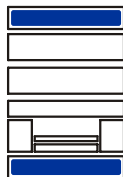
### PSW-130



PSW-130/496x796

h	1.1730	1.2312
46	<input type="checkbox"/>	<input type="checkbox"/>
56	<input type="checkbox"/>	<input type="checkbox"/>

### PSW-110

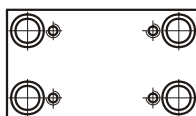
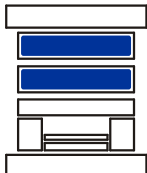


PSW-110/396x796

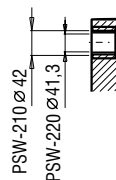
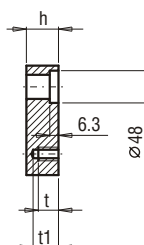
h	1.1730	1.2312
36	<input type="checkbox"/>	<input type="checkbox"/>
46	<input type="checkbox"/>	<input type="checkbox"/>

### PSW-210

### PSW-220



h=36 t=36  
h≥46 t=30 t1=40



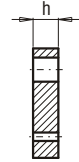
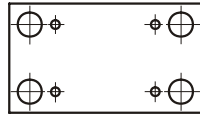
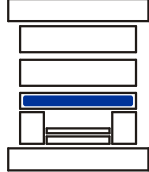
- PSW-220/396x796
- PSW-210/396x796

h	1.1730	1.2312	1.2311
36	<input type="checkbox"/>	<input checked="" type="checkbox"/>	<input type="checkbox"/>
46	<input type="checkbox"/>	<input checked="" type="checkbox"/>	<input type="checkbox"/>
56	<input type="checkbox"/>	<input checked="" type="checkbox"/>	<input checked="" type="checkbox"/>
66	<input type="checkbox"/>	<input checked="" type="checkbox"/>	<input checked="" type="checkbox"/>
76	<input type="checkbox"/>	<input checked="" type="checkbox"/>	<input checked="" type="checkbox"/>
86	<input type="checkbox"/>	<input checked="" type="checkbox"/>	<input checked="" type="checkbox"/>
96	<input type="checkbox"/>	<input checked="" type="checkbox"/>	<input checked="" type="checkbox"/>
116	<input type="checkbox"/>	<input checked="" type="checkbox"/>	<input checked="" type="checkbox"/>
136	<input type="checkbox"/>	<input checked="" type="checkbox"/>	<input checked="" type="checkbox"/>
156	<input type="checkbox"/>	<input checked="" type="checkbox"/>	<input checked="" type="checkbox"/>
176	<input type="checkbox"/>	<input checked="" type="checkbox"/>	<input checked="" type="checkbox"/>

## PŁYTY DO FORM

396x796

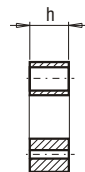
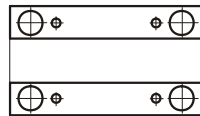
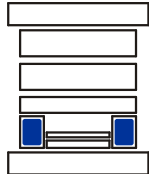
## PSW-310



PSW-310/396x796

h	1.1730	1.2312
46	<input type="checkbox"/>	<input type="checkbox"/>
56	<input type="checkbox"/>	<input type="checkbox"/>

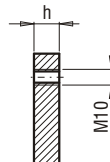
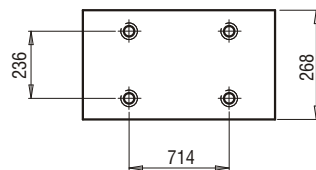
## PSW-410



PSW-410/62x796

h	1.1730
86	<input type="checkbox"/>
96	<input type="checkbox"/>
116	<input type="checkbox"/>
136	<input type="checkbox"/>
156	<input type="checkbox"/>

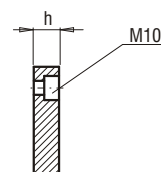
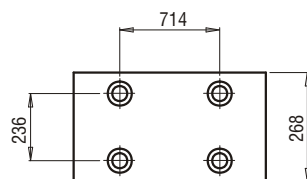
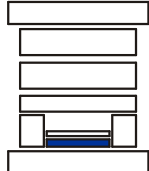
## PSW-510



PSW-510/268x796

h	1.1730
27	<input type="checkbox"/>

## PSW-610



PSW-610/268x796

h	1.1730	1.2312
36	<input type="checkbox"/>	<input type="checkbox"/>

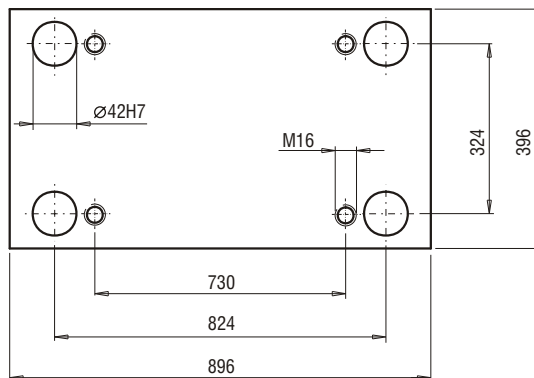
## PŁYTY DO FORM

# 396x896

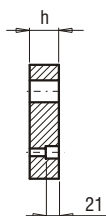
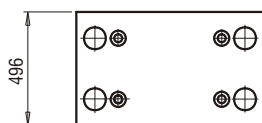
# NUMER 53

### UWAGA!

Wszystkie płyty dostępne są również w wersji bez otworów. Jesteśmy też w stanie wykonać dla Państwa niestandardowe rozmiary. W celu uzyskania dokładnych informacji, zapraszamy do kontaktu.



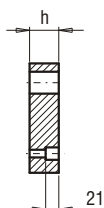
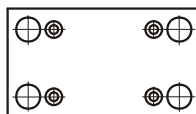
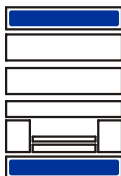
### PSW-130



PSW-130/496x896

h	1.1730	1.2312
46	<input type="checkbox"/>	<input type="checkbox"/>
56	<input type="checkbox"/>	<input type="checkbox"/>

### PSW-110

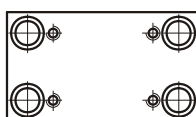
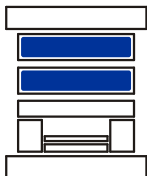


PSW-110/396x896

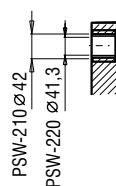
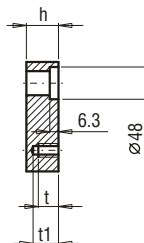
h	1.1730	1.2312
36	<input type="checkbox"/>	<input type="checkbox"/>
46	<input type="checkbox"/>	<input type="checkbox"/>

### PSW-210

### PSW-220



h=36 t=36  
h≥46 t=30 t1=40



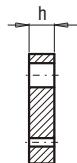
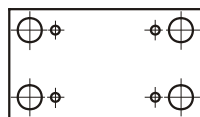
- PSW-220/396x896
- PSW-210/396x896

h	1.1730	1.2312	1.2311
36	<input type="checkbox"/>	<input type="checkbox"/>	<input type="checkbox"/>
46	<input type="checkbox"/>	<input checked="" type="checkbox"/>	<input checked="" type="checkbox"/>
56	<input type="checkbox"/>	<input checked="" type="checkbox"/>	<input checked="" type="checkbox"/>
66	<input type="checkbox"/>	<input checked="" type="checkbox"/>	<input checked="" type="checkbox"/>
76	<input type="checkbox"/>	<input checked="" type="checkbox"/>	<input checked="" type="checkbox"/>
86	<input type="checkbox"/>	<input checked="" type="checkbox"/>	<input checked="" type="checkbox"/>
96	<input type="checkbox"/>	<input checked="" type="checkbox"/>	<input checked="" type="checkbox"/>
116	<input type="checkbox"/>	<input checked="" type="checkbox"/>	<input checked="" type="checkbox"/>
136	<input type="checkbox"/>	<input checked="" type="checkbox"/>	<input checked="" type="checkbox"/>
156	<input type="checkbox"/>	<input checked="" type="checkbox"/>	<input checked="" type="checkbox"/>
176	<input type="checkbox"/>	<input checked="" type="checkbox"/>	<input checked="" type="checkbox"/>

PŁYTY DO FORM

396x896

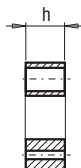
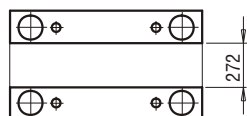
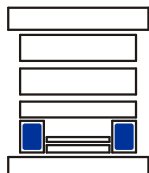
PSW-310



PSW-310/396x896

h	1.1730	1.2312
46	<input type="checkbox"/>	<input type="checkbox"/>
56	<input type="checkbox"/>	<input type="checkbox"/>

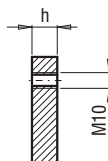
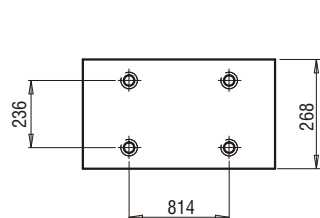
PSW-410



PSW-410/62x896

h	1.1730
86	<input type="checkbox"/>
96	<input type="checkbox"/>
116	<input type="checkbox"/>
136	<input type="checkbox"/>
156	<input type="checkbox"/>

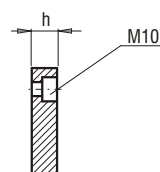
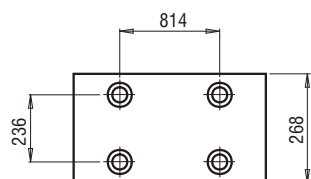
PSW-510



PSW-510/268x896

h	1.1730
27	<input type="checkbox"/>

PSW-610



PSW-610/268x896

h	1.1730	1.2312
36	<input type="checkbox"/>	<input type="checkbox"/>

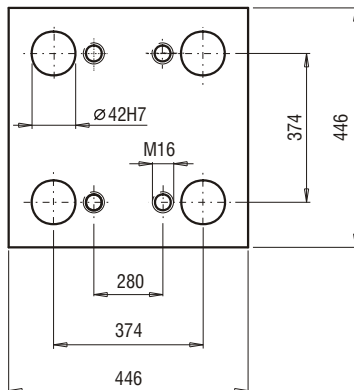
## PŁYTY DO FORM

# 446x446

# NUMER 36

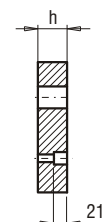
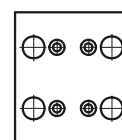
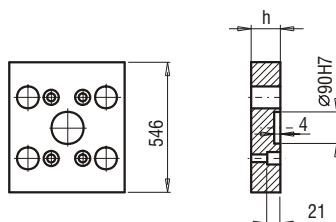
### UWAGA!

Wszystkie płyty dostępne są również w wersji bez otworów. Jesteśmy też w stanie wykonać dla Państwa niestandardowe rozmiary. W celu uzyskania dokładnych informacji, zapraszamy do kontaktu.



PSW-130

PSW-140



h	1.1730	1.2312
36	<input type="checkbox"/>	<input type="checkbox"/>
46	<input type="checkbox"/>	<input type="checkbox"/>

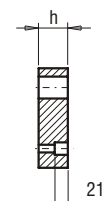
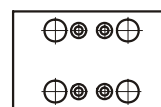
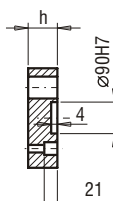
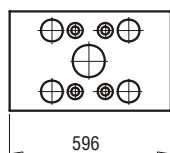
PSW-140/546x446

h	1.1730	1.2312
36	<input type="checkbox"/>	<input type="checkbox"/>
46	<input type="checkbox"/>	<input type="checkbox"/>

PSW-130/546x446

PSW-150

PSW-160



h	1.1730	1.2312
36	<input type="checkbox"/>	<input type="checkbox"/>
46	<input type="checkbox"/>	<input type="checkbox"/>

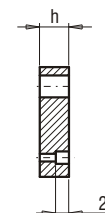
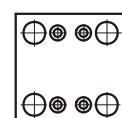
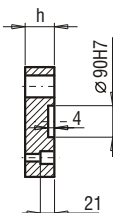
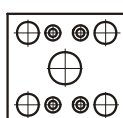
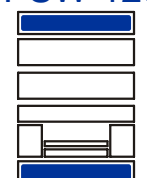
PSW-160/446x596

h	1.1730	1.2312
36	<input type="checkbox"/>	<input type="checkbox"/>
46	<input type="checkbox"/>	<input type="checkbox"/>

PSW-150/446x596

PSW-110

PSW-120



h	1.1730	1.2312
27	<input type="checkbox"/>	<input type="checkbox"/>
36	<input type="checkbox"/>	<input type="checkbox"/>

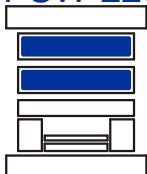
PSW-120/446x446

h	1.1730	1.2312
27	<input type="checkbox"/>	<input type="checkbox"/>
36	<input type="checkbox"/>	<input type="checkbox"/>

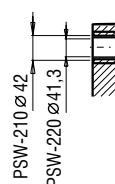
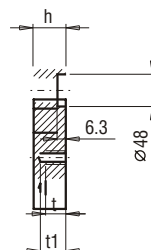
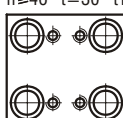
PSW-110/446x446

PSW-210

PSW-220



h=27 t=27  
h=36 t=36  
h≥46 t=30 t1=40



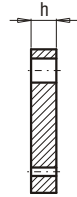
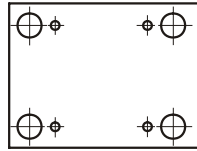
h	1.1730	1.2312	1.2311
27	<input type="checkbox"/>	<input checked="" type="checkbox"/>	<input checked="" type="checkbox"/>
36	<input type="checkbox"/>	<input checked="" type="checkbox"/>	<input checked="" type="checkbox"/>
46	<input type="checkbox"/>	<input checked="" type="checkbox"/>	<input checked="" type="checkbox"/>
56	<input type="checkbox"/>	<input checked="" type="checkbox"/>	<input checked="" type="checkbox"/>
66	<input type="checkbox"/>	<input checked="" type="checkbox"/>	<input checked="" type="checkbox"/>
76	<input type="checkbox"/>	<input checked="" type="checkbox"/>	<input checked="" type="checkbox"/>
86	<input type="checkbox"/>	<input checked="" type="checkbox"/>	<input checked="" type="checkbox"/>
96	<input type="checkbox"/>	<input checked="" type="checkbox"/>	<input checked="" type="checkbox"/>
116	<input type="checkbox"/>	<input checked="" type="checkbox"/>	<input checked="" type="checkbox"/>
136	<input type="checkbox"/>	<input checked="" type="checkbox"/>	<input checked="" type="checkbox"/>
156	<input type="checkbox"/>	<input checked="" type="checkbox"/>	<input checked="" type="checkbox"/>
176	<input type="checkbox"/>	<input checked="" type="checkbox"/>	<input checked="" type="checkbox"/>

- PSW-220/446x446
- PSW-210/446x446

## PŁYTY DO FORM

446x446

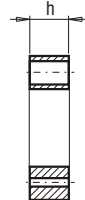
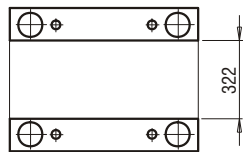
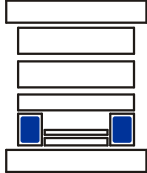
## PSW-310



PSW-310/446x446

h	1.1730	1.2312
36	<input type="checkbox"/>	<input type="checkbox"/>
46	<input type="checkbox"/>	<input type="checkbox"/>
56	<input type="checkbox"/>	<input type="checkbox"/>

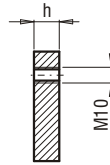
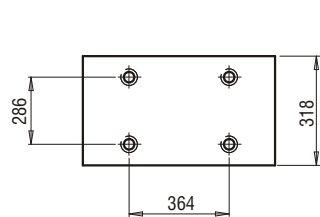
## PSW-410



PSW-410/62x446

h	1.1730
56	<input type="checkbox"/>
66	<input type="checkbox"/>
76	<input type="checkbox"/>
86	<input type="checkbox"/>
96	<input type="checkbox"/>
116	<input type="checkbox"/>
136	<input type="checkbox"/>

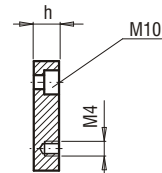
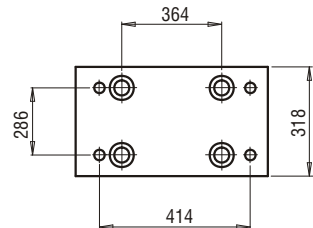
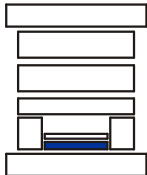
## PSW-510



PSW-510/318x446

h	1.1730
17	<input type="checkbox"/>

## PSW-610



PSW-610/318x446

h	1.1730	1.2312
27	<input type="checkbox"/>	<input type="checkbox"/>



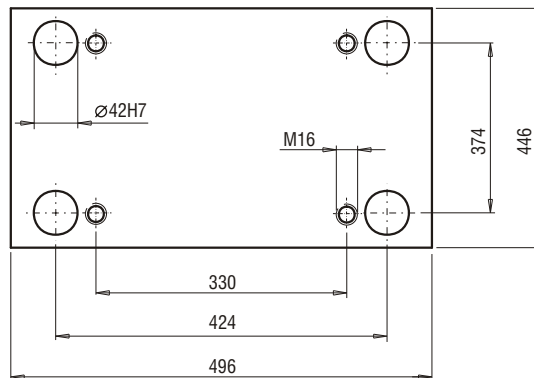
## PŁYTY DO FORM

# 446x496

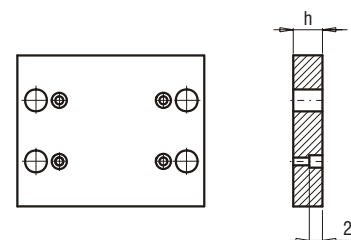
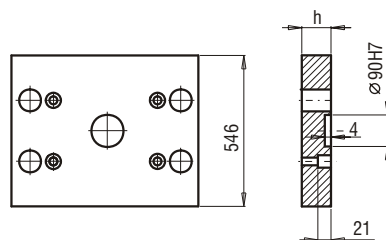
# NUMER 37

### UWAGA!

Wszystkie płyty dostępne są również w wersji bez otworów. Jesteśmy też w stanie wykonać dla Państwa niestandardowe rozmiary. W celu uzyskania dokładnych informacji, zapraszamy do kontaktu.



PSW-130  
PSW-140



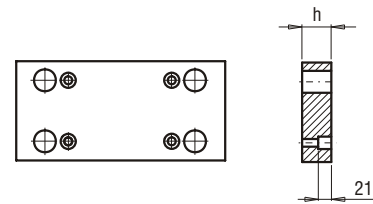
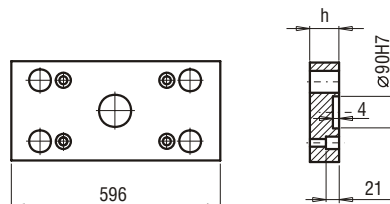
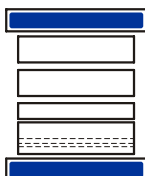
h	1.1730	1.2312
36	<input type="checkbox"/>	<input type="checkbox"/>
46	<input type="checkbox"/>	<input type="checkbox"/>

PSW-140/546x496

h	1.1730	1.2312
36	<input type="checkbox"/>	<input type="checkbox"/>
46	<input type="checkbox"/>	<input type="checkbox"/>

PSW-130/546x496

PSW-150  
PSW-160



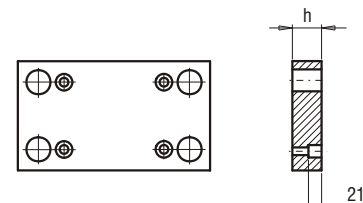
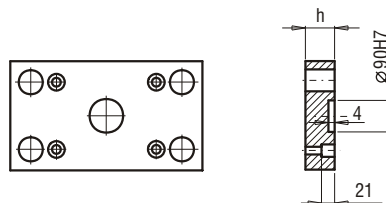
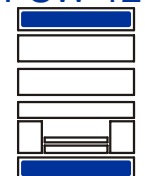
h	1.1730	1.2312
36	<input type="checkbox"/>	<input type="checkbox"/>
46	<input type="checkbox"/>	<input type="checkbox"/>

PSW-160/446x596

h	1.1730	1.2312
36	<input type="checkbox"/>	<input type="checkbox"/>
46	<input type="checkbox"/>	<input type="checkbox"/>

PSW-150/446x596

PSW-110  
PSW-120



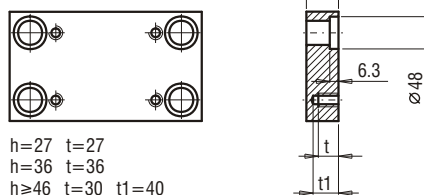
h	1.1730	1.2312
27	<input type="checkbox"/>	<input type="checkbox"/>
36	<input type="checkbox"/>	<input type="checkbox"/>

PSW-120/446x496

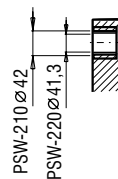
h	1.1730	1.2312
27	<input type="checkbox"/>	<input type="checkbox"/>
36	<input type="checkbox"/>	<input type="checkbox"/>

PSW-110/446x496

PSW-210  
PSW-220



h=27 t=27  
h=36 t=36  
h≥46 t=30 t1=40



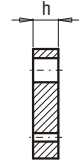
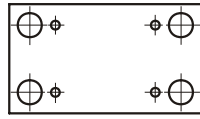
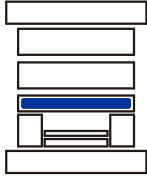
h	1.1730	1.2312	1.2311
27	<input type="checkbox"/>	<input checked="" type="checkbox"/>	<input checked="" type="checkbox"/>
36	<input type="checkbox"/>	<input checked="" type="checkbox"/>	<input checked="" type="checkbox"/>
46	<input type="checkbox"/>	<input checked="" type="checkbox"/>	<input checked="" type="checkbox"/>
56	<input type="checkbox"/>	<input checked="" type="checkbox"/>	<input checked="" type="checkbox"/>
66	<input type="checkbox"/>	<input checked="" type="checkbox"/>	<input checked="" type="checkbox"/>
76	<input type="checkbox"/>	<input checked="" type="checkbox"/>	<input checked="" type="checkbox"/>
86	<input type="checkbox"/>	<input checked="" type="checkbox"/>	<input checked="" type="checkbox"/>
96	<input type="checkbox"/>	<input checked="" type="checkbox"/>	<input checked="" type="checkbox"/>
116	<input type="checkbox"/>	<input checked="" type="checkbox"/>	<input checked="" type="checkbox"/>
136	<input type="checkbox"/>	<input checked="" type="checkbox"/>	<input checked="" type="checkbox"/>
156	<input type="checkbox"/>	<input checked="" type="checkbox"/>	<input checked="" type="checkbox"/>
176	<input type="checkbox"/>	<input checked="" type="checkbox"/>	<input checked="" type="checkbox"/>

PSW-220/446x496  
 PSW-210/446x496

PŁYTY DO FORM

446x496

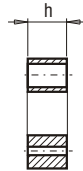
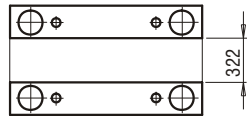
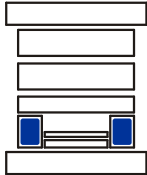
PSW-310



PSW-310/446x496

h	1.1730	1.2312
46	<input type="checkbox"/>	<input type="checkbox"/>
56	<input type="checkbox"/>	<input type="checkbox"/>

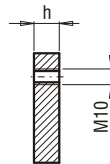
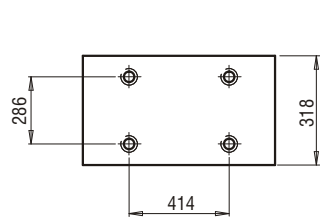
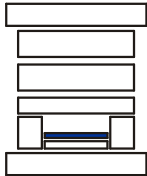
PSW-410



PSW-410/62x496

h	1.1730
66	<input type="checkbox"/>
76	<input type="checkbox"/>
86	<input type="checkbox"/>
96	<input type="checkbox"/>
116	<input type="checkbox"/>
136	<input type="checkbox"/>

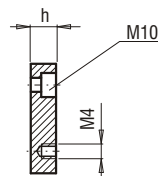
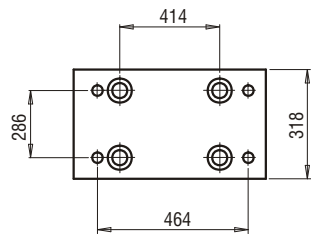
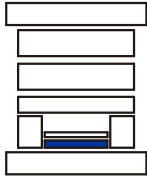
PSW-510



PSW-510/318x496

h	1.1730
22	<input type="checkbox"/>

PSW-610



PSW-610/318x496

h	1.1730	1.2312
27	<input type="checkbox"/>	<input type="checkbox"/>

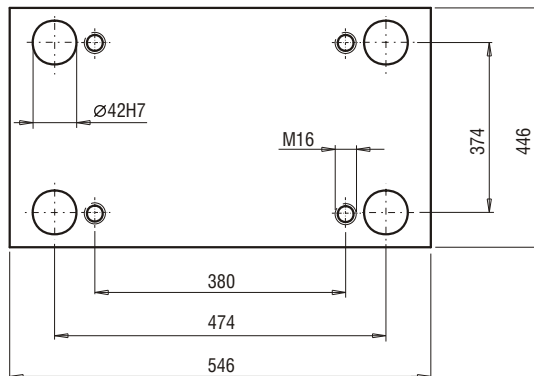
## PŁYTY DO FORM

# 446x546

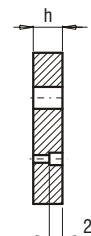
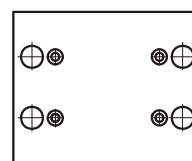
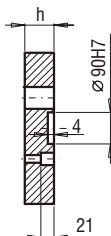
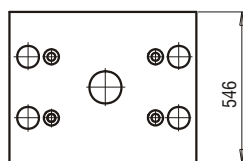
# NUMER 38

### UWAGA!

Wszystkie płyty dostępne są również w wersji bez otworów. Jesteśmy też w stanie wykonać dla Państwa niestandardowe rozmiary. W celu uzyskania dokładnych informacji, zapraszamy do kontaktu.



### PSW-130 PSW-140



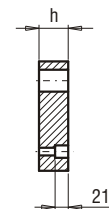
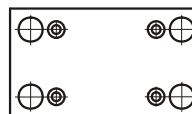
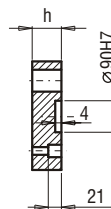
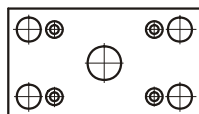
PSW-140/546x546

h	1.1730	1.2312
36	<input type="checkbox"/>	<input type="checkbox"/>
46	<input type="checkbox"/>	<input type="checkbox"/>

PSW-130/546x546

h	1.1730	1.2312
36	<input type="checkbox"/>	<input type="checkbox"/>
46	<input type="checkbox"/>	<input type="checkbox"/>

### PSW-110 PSW-120



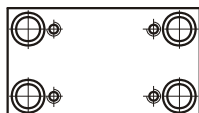
PSW-120/446x546

h	1.1730	1.2312
27	<input type="checkbox"/>	<input type="checkbox"/>
36	<input type="checkbox"/>	<input type="checkbox"/>

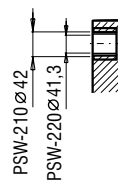
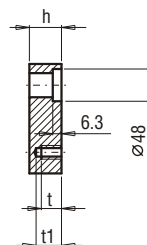
PSW-110/446x546

h	1.1730	1.2312
27	<input type="checkbox"/>	<input type="checkbox"/>
36	<input type="checkbox"/>	<input type="checkbox"/>

### PSW-210 PSW-220



h=27 t=27  
h=36 t=36  
h>=46 t=30 t1=40



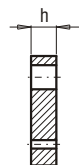
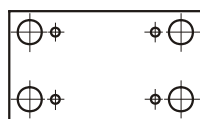
h	1.1730	1.2312	1.2311
27	<input type="checkbox"/>	<input type="checkbox"/>	<input type="checkbox"/>
36	<input type="checkbox"/>	<input checked="" type="checkbox"/>	<input checked="" type="checkbox"/>
46	<input type="checkbox"/>	<input checked="" type="checkbox"/>	<input checked="" type="checkbox"/>
56	<input type="checkbox"/>	<input checked="" type="checkbox"/>	<input checked="" type="checkbox"/>
66	<input type="checkbox"/>	<input checked="" type="checkbox"/>	<input checked="" type="checkbox"/>
76	<input type="checkbox"/>	<input checked="" type="checkbox"/>	<input checked="" type="checkbox"/>
86	<input type="checkbox"/>	<input checked="" type="checkbox"/>	<input checked="" type="checkbox"/>
96	<input type="checkbox"/>	<input checked="" type="checkbox"/>	<input checked="" type="checkbox"/>
116	<input type="checkbox"/>	<input checked="" type="checkbox"/>	<input checked="" type="checkbox"/>
136	<input type="checkbox"/>	<input checked="" type="checkbox"/>	<input checked="" type="checkbox"/>
156	<input type="checkbox"/>	<input checked="" type="checkbox"/>	<input checked="" type="checkbox"/>
176	<input type="checkbox"/>	<input checked="" type="checkbox"/>	<input checked="" type="checkbox"/>

- PSW-220/446x546
- PSW-210/446x546

## PŁYTY DO FORM

446x546

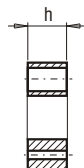
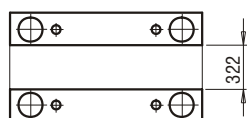
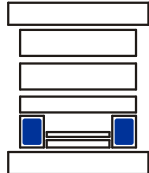
## PSW-310



PSW-310/446x546

h	1.1730	1.2312
46	<input type="checkbox"/>	<input type="checkbox"/>
56	<input type="checkbox"/>	<input type="checkbox"/>

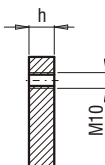
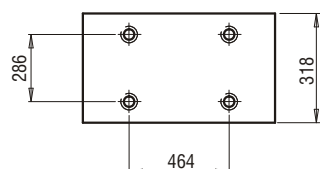
## PSW-410



PSW-410/62x546

h	1.1730
66	<input type="checkbox"/>
76	<input type="checkbox"/>
86	<input type="checkbox"/>
96	<input type="checkbox"/>
116	<input type="checkbox"/>
136	<input type="checkbox"/>

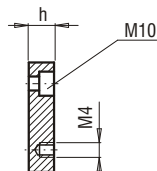
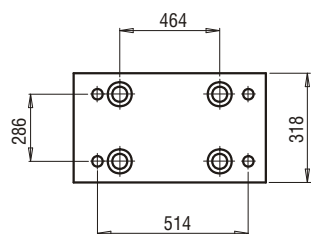
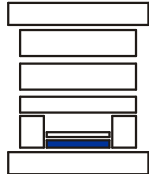
## PSW-510



PSW-510/218x546

h	1.1730
22	<input type="checkbox"/>

## PSW-610



PSW-610/318x546

h	1.1730	1.2312
27	<input type="checkbox"/>	<input type="checkbox"/>

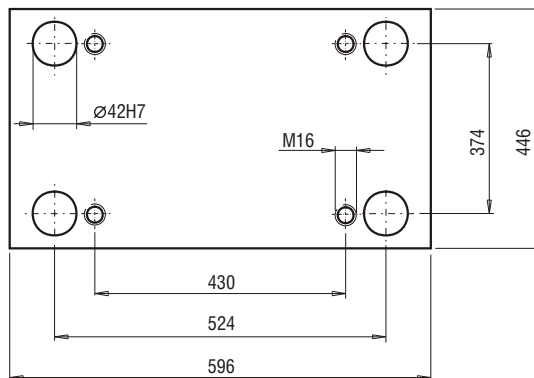
## PŁYTY DO FORM

# 446x596

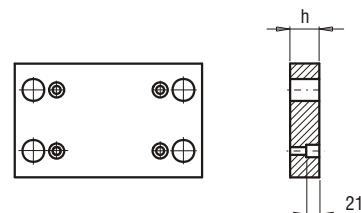
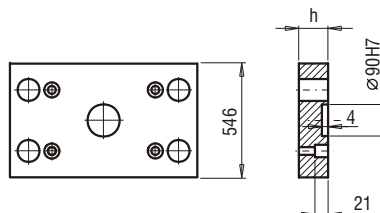
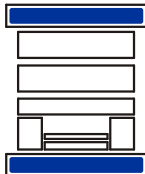
# NUMER 39

### UWAGA!

Wszystkie płyty dostępne są również w wersji bez otworów. Jesteśmy też w stanie wykonać dla Państwa niestandardowe rozmiary. W celu uzyskania dokładnych informacji, zapraszamy do kontaktu.



### PSW-130 PSW-140



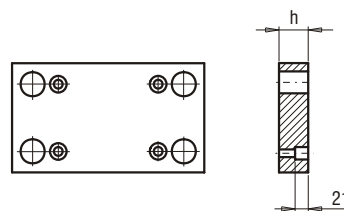
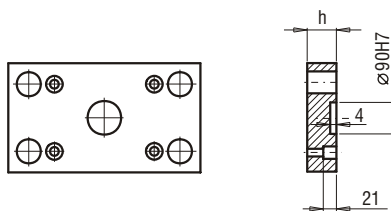
PSW-140/546x596

h	1.1730	1.2312
36	<input type="checkbox"/>	<input type="checkbox"/>
46	<input type="checkbox"/>	<input type="checkbox"/>

PSW-130/546x596

h	1.1730	1.2312
36	<input type="checkbox"/>	<input type="checkbox"/>
46	<input type="checkbox"/>	<input type="checkbox"/>

### PSW-110 PSW-120



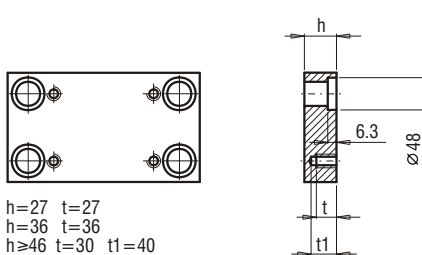
PSW-120/446x596

h	1.1730	1.2312
27	<input type="checkbox"/>	<input type="checkbox"/>
36	<input type="checkbox"/>	<input type="checkbox"/>

PSW-110/446x596

h	1.1730	1.2312
27	<input type="checkbox"/>	<input type="checkbox"/>
36	<input type="checkbox"/>	<input type="checkbox"/>

### PSW-210 PSW-220



h=27 t=27  
h=36 t=36  
h≥46 t=30 t1=40

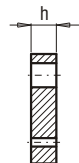
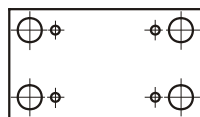
h	1.1730	1.2312	1.2311
27	<input type="checkbox"/>	<input checked="" type="checkbox"/>	<input type="checkbox"/>
36	<input type="checkbox"/>	<input checked="" type="checkbox"/>	<input checked="" type="checkbox"/>
46	<input checked="" type="checkbox"/>	<input checked="" type="checkbox"/>	<input checked="" type="checkbox"/>
56	<input type="checkbox"/>	<input checked="" type="checkbox"/>	<input checked="" type="checkbox"/>
66	<input type="checkbox"/>	<input checked="" type="checkbox"/>	<input checked="" type="checkbox"/>
76	<input type="checkbox"/>	<input checked="" type="checkbox"/>	<input checked="" type="checkbox"/>
86	<input type="checkbox"/>	<input checked="" type="checkbox"/>	<input checked="" type="checkbox"/>
96	<input type="checkbox"/>	<input checked="" type="checkbox"/>	<input checked="" type="checkbox"/>
116	<input type="checkbox"/>	<input checked="" type="checkbox"/>	<input checked="" type="checkbox"/>
136	<input type="checkbox"/>	<input checked="" type="checkbox"/>	<input checked="" type="checkbox"/>
156	<input type="checkbox"/>	<input checked="" type="checkbox"/>	<input checked="" type="checkbox"/>
176	<input type="checkbox"/>	<input checked="" type="checkbox"/>	<input checked="" type="checkbox"/>

- PSW-220/446x596
- PSW-210/446x596

## PŁYTY DO FORM

446x596

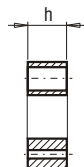
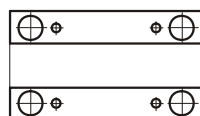
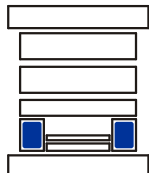
## PSW-310



PSW-310/446x596

h	1.1730	1.2312
46	<input type="checkbox"/>	<input type="checkbox"/>
56	<input type="checkbox"/>	<input type="checkbox"/>

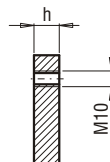
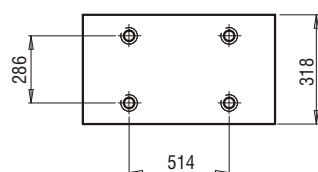
## PSW-410



PSW-410/62x596

h	1.1730
66	<input type="checkbox"/>
76	<input type="checkbox"/>
86	<input type="checkbox"/>
96	<input type="checkbox"/>
116	<input type="checkbox"/>
136	<input type="checkbox"/>

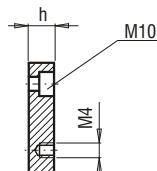
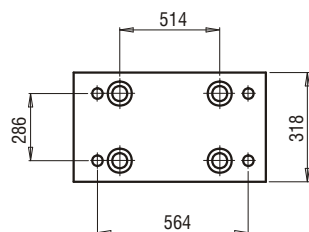
## PSW-510



PSW-510/318x596

h	1.1730
22	<input type="checkbox"/>

## PSW-610



PSW-610/318x596

h	1.1730	1.2312
27	<input type="checkbox"/>	<input type="checkbox"/>

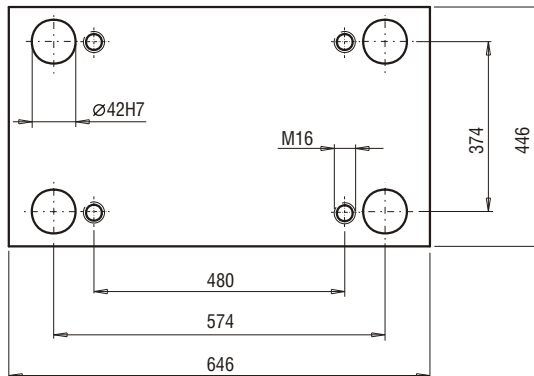
## PŁYTY DO FORM

# 446x646

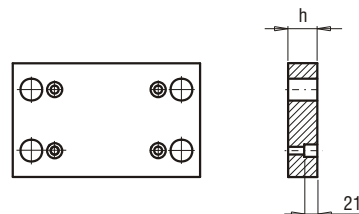
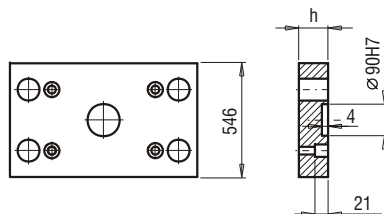
# NUMER 82

### UWAGA!

Wszystkie płyty dostępne są również w wersji bez otworów. Jesteśmy też w stanie wykonać dla Państwa niestandardowe rozmiary. W celu uzyskania dokładnych informacji, zapraszamy do kontaktu.



### PSW-130 PSW-140



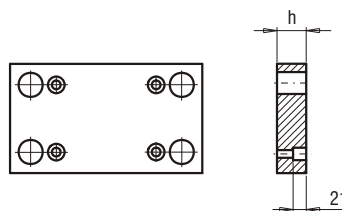
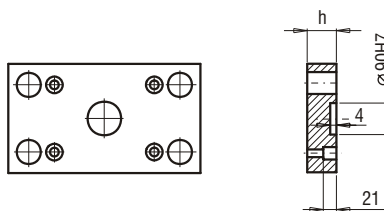
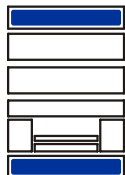
PSW-140/546x646

h	1.1730	1.2312
46	<input type="checkbox"/>	<input type="checkbox"/>
56	<input type="checkbox"/>	<input type="checkbox"/>

PSW-130/546x646

h	1.1730	1.2312
46	<input type="checkbox"/>	<input type="checkbox"/>
56	<input type="checkbox"/>	<input type="checkbox"/>

### PSW-110 PSW-120



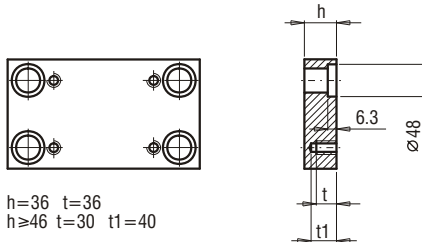
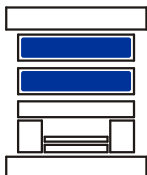
PSW-120/446x646

h	1.1730	1.2312
36	<input type="checkbox"/>	<input type="checkbox"/>
46	<input type="checkbox"/>	<input type="checkbox"/>

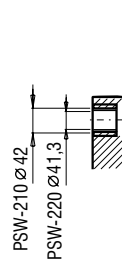
PSW-110/446x646

h	1.1730	1.2312
36	<input type="checkbox"/>	<input type="checkbox"/>
46	<input type="checkbox"/>	<input type="checkbox"/>

### PSW-210 PSW-220



h=36 t=36  
h≥46 t=30 t1=40



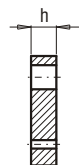
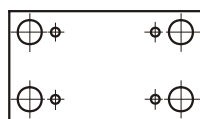
h	1.1730	1.2312	1.2311
36	<input type="checkbox"/>	<input checked="" type="checkbox"/>	<input checked="" type="checkbox"/>
46	<input type="checkbox"/>	<input checked="" type="checkbox"/>	<input checked="" type="checkbox"/>
56	<input type="checkbox"/>	<input checked="" type="checkbox"/>	<input checked="" type="checkbox"/>
66	<input type="checkbox"/>	<input checked="" type="checkbox"/>	<input checked="" type="checkbox"/>
76	<input type="checkbox"/>	<input checked="" type="checkbox"/>	<input checked="" type="checkbox"/>
86	<input type="checkbox"/>	<input checked="" type="checkbox"/>	<input checked="" type="checkbox"/>
96	<input type="checkbox"/>	<input checked="" type="checkbox"/>	<input checked="" type="checkbox"/>
116	<input type="checkbox"/>	<input checked="" type="checkbox"/>	<input checked="" type="checkbox"/>
136	<input type="checkbox"/>	<input checked="" type="checkbox"/>	<input checked="" type="checkbox"/>
156	<input type="checkbox"/>	<input checked="" type="checkbox"/>	<input checked="" type="checkbox"/>
176	<input type="checkbox"/>	<input checked="" type="checkbox"/>	<input checked="" type="checkbox"/>

- PSW-220/446x646
- PSW-210/445x646

## PŁYTY DO FORM

446x646

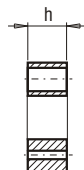
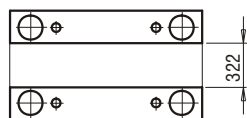
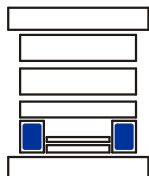
## PSW-310



PSW-310/446x646

h	1.1730	1.2312
46	<input type="checkbox"/>	<input type="checkbox"/>
56	<input type="checkbox"/>	<input type="checkbox"/>

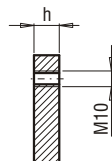
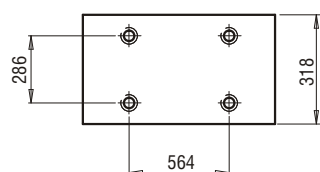
## PSW-410



PSW-410/62x646

h	1.1730
76	<input type="checkbox"/>
86	<input type="checkbox"/>
96	<input type="checkbox"/>
116	<input type="checkbox"/>
136	<input type="checkbox"/>

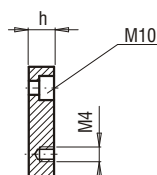
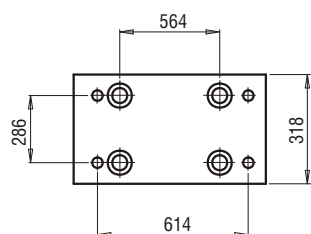
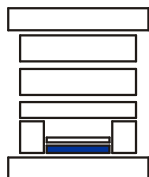
## PSW-510



PSW-510/318x646

h	1.1730
27	<input type="checkbox"/>

## PSW-610



PSW-610/318x646

h	1.1730	1.2312
36	<input type="checkbox"/>	<input type="checkbox"/>



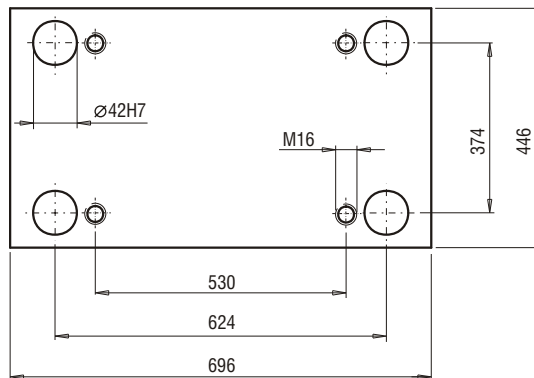
## PŁYTY DO FORM

# 446x696

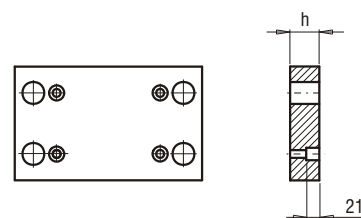
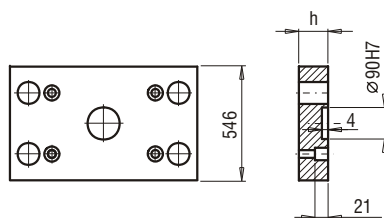
# NUMER 40

### UWAGA!

Wszystkie płyty dostępne są również w wersji bez otworów. Jesteśmy też w stanie wykonać dla Państwa niestandardowe rozmiary. W celu uzyskania dokładnych informacji, zapraszamy do kontaktu.



### PSW-130 PSW-140



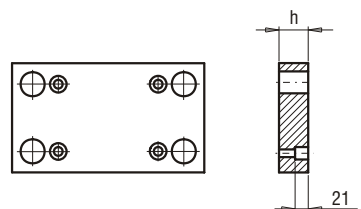
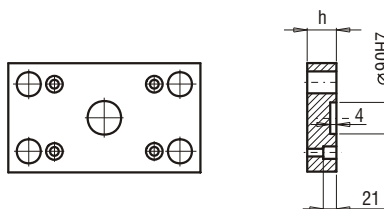
PSW-140/546x696

h	1.1730	1.2312
46	<input type="checkbox"/>	<input type="checkbox"/>
56	<input type="checkbox"/>	<input type="checkbox"/>

PSW-130/546x696

h	1.1730	1.2312
46	<input type="checkbox"/>	<input type="checkbox"/>
56	<input type="checkbox"/>	<input type="checkbox"/>

### PSW-110 PSW-120



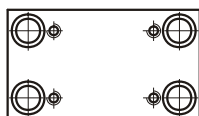
PSW-120/446x696

h	1.1730	1.2312
36	<input type="checkbox"/>	<input type="checkbox"/>
46	<input type="checkbox"/>	<input type="checkbox"/>

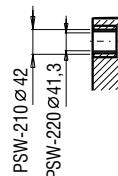
PSW-110/446x696

h	1.1730	1.2312
36	<input type="checkbox"/>	<input type="checkbox"/>
46	<input type="checkbox"/>	<input type="checkbox"/>

### PSW-210 PSW-220



h=36 t=36  
h≥46 t=30 t1=40



PSW-210  $\varnothing 42$   
PSW-220  $\varnothing 41.3$

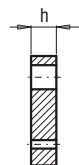
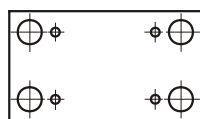
h	1.1730	1.2312	1.2311
36	<input type="checkbox"/>	<input checked="" type="checkbox"/>	<input type="checkbox"/>
46	<input type="checkbox"/>	<input checked="" type="checkbox"/>	<input checked="" type="checkbox"/>
56	<input checked="" type="checkbox"/>	<input checked="" type="checkbox"/>	<input checked="" type="checkbox"/>
66	<input type="checkbox"/>	<input checked="" type="checkbox"/>	<input checked="" type="checkbox"/>
76	<input type="checkbox"/>	<input checked="" type="checkbox"/>	<input checked="" type="checkbox"/>
86	<input type="checkbox"/>	<input checked="" type="checkbox"/>	<input checked="" type="checkbox"/>
96	<input type="checkbox"/>	<input checked="" type="checkbox"/>	<input checked="" type="checkbox"/>
116	<input type="checkbox"/>	<input checked="" type="checkbox"/>	<input checked="" type="checkbox"/>
136	<input type="checkbox"/>	<input checked="" type="checkbox"/>	<input checked="" type="checkbox"/>
156	<input type="checkbox"/>	<input checked="" type="checkbox"/>	<input checked="" type="checkbox"/>
176	<input type="checkbox"/>	<input checked="" type="checkbox"/>	<input checked="" type="checkbox"/>

- PSW-220/446x696
- PSW-210/446x696

PŁYTY DO FORM

446x696

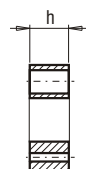
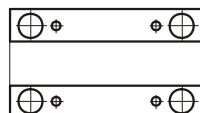
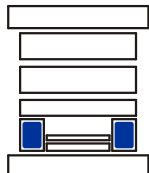
PSW-310



PSW-310/446x696

h	1.1730	1.2312
46	<input type="checkbox"/>	<input type="checkbox"/>
56	<input type="checkbox"/>	<input type="checkbox"/>

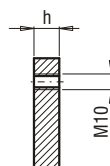
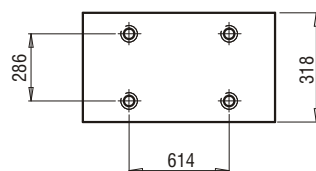
PSW-410



PSW-410/62x696

h	1.1730
76	<input type="checkbox"/>
86	<input type="checkbox"/>
96	<input type="checkbox"/>
116	<input type="checkbox"/>
136	<input type="checkbox"/>

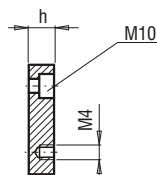
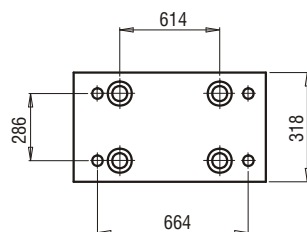
PSW-510



PSW-510/318x696

h	1.1730
27	<input type="checkbox"/>

PSW-610



PSW-610/318x696

h	1.1730	1.2312
36	<input type="checkbox"/>	<input type="checkbox"/>

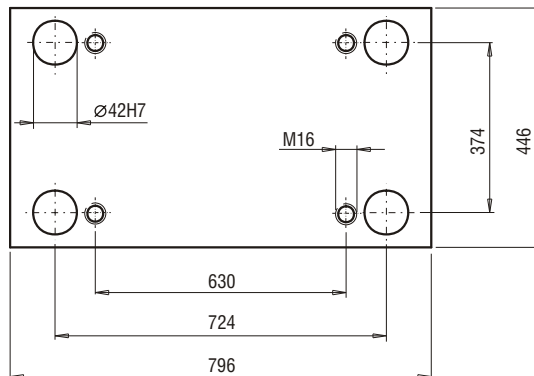
## PŁYTY DO FORM

# 446x796

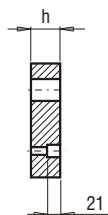
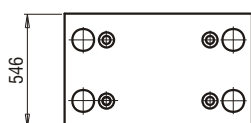
# NUMER 54

### UWAGA!

Wszystkie płyty dostępne są również w wersji bez otworów. Jesteśmy też w stanie wykonać dla Państwa niestandardowe rozmiary. W celu uzyskania dokładnych informacji, zapraszamy do kontaktu.



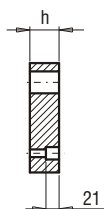
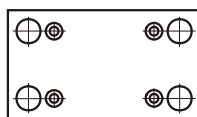
### PSW-130



PSW-130/546x796

h	1.1730	1.2312
46	<input type="checkbox"/>	<input type="checkbox"/>
56	<input type="checkbox"/>	<input type="checkbox"/>

### PSW-110

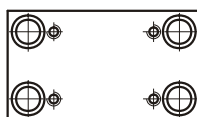
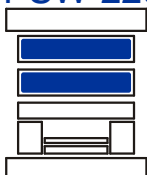


PSW-110/446x796

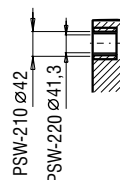
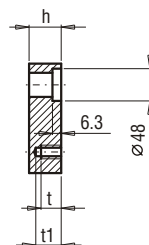
h	1.1730	1.2312
36	<input type="checkbox"/>	<input type="checkbox"/>
46	<input type="checkbox"/>	<input type="checkbox"/>

### PSW-210

### PSW-220



h=36 t=36  
h≥46 t=30 t1=40



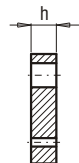
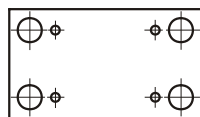
- PSW-220/446x796
- PSW-210/446x796

h	1.1730	1.2312	1.2311
36	<input type="checkbox"/>	<input checked="" type="checkbox"/>	<input type="checkbox"/>
46	<input type="checkbox"/>	<input checked="" type="checkbox"/>	<input checked="" type="checkbox"/>
56	<input type="checkbox"/>	<input checked="" type="checkbox"/>	<input checked="" type="checkbox"/>
66	<input type="checkbox"/>	<input checked="" type="checkbox"/>	<input checked="" type="checkbox"/>
76	<input type="checkbox"/>	<input checked="" type="checkbox"/>	<input checked="" type="checkbox"/>
86	<input type="checkbox"/>	<input checked="" type="checkbox"/>	<input checked="" type="checkbox"/>
96	<input type="checkbox"/>	<input checked="" type="checkbox"/>	<input checked="" type="checkbox"/>
116	<input type="checkbox"/>	<input checked="" type="checkbox"/>	<input checked="" type="checkbox"/>
136	<input type="checkbox"/>	<input checked="" type="checkbox"/>	<input checked="" type="checkbox"/>
156	<input type="checkbox"/>	<input checked="" type="checkbox"/>	<input checked="" type="checkbox"/>
176	<input type="checkbox"/>	<input checked="" type="checkbox"/>	<input checked="" type="checkbox"/>

## PŁYTY DO FORM

## 446x796

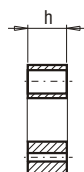
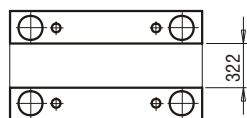
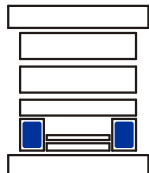
## PSW-310



PSW-310/446x796

h	1.1730	1.2312
46	<input type="checkbox"/>	<input type="checkbox"/>
56	<input type="checkbox"/>	<input type="checkbox"/>

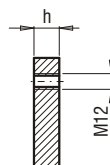
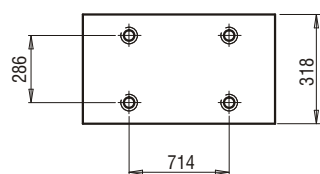
## PSW-410



PSW-410/62x796

h	1.1730	
86	<input type="checkbox"/>	
96	<input type="checkbox"/>	
116	<input type="checkbox"/>	
136	<input type="checkbox"/>	
156	<input type="checkbox"/>	

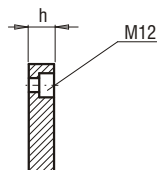
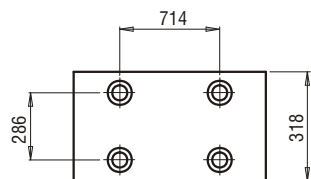
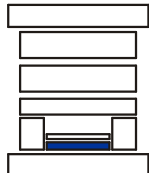
## PSW-510



PSW-510/318x796

h	1.1730	
27	<input type="checkbox"/>	

## PSW-610



PSW-610/318x796

h	1.1730	1.2312
36	<input type="checkbox"/>	<input type="checkbox"/>

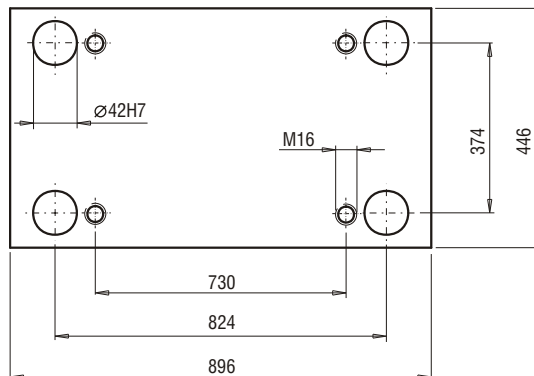
## PŁYTY DO FORM

# 446x896

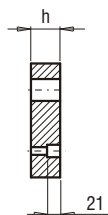
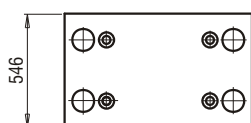
# NUMER 55

### UWAGA!

Wszystkie płyty dostępne są również w wersji bez otworów. Jesteśmy też w stanie wykonać dla Państwa niestandardowe rozmiary. W celu uzyskania dokładnych informacji, zapraszamy do kontaktu.



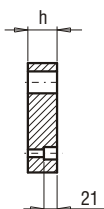
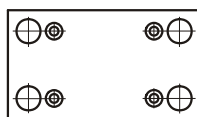
### PSW-130



PSW-130/546x896

h	1.1730	1.2312
46	<input type="checkbox"/>	<input type="checkbox"/>
56	<input type="checkbox"/>	<input type="checkbox"/>

### PSW-110

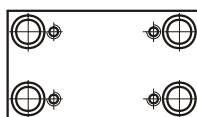
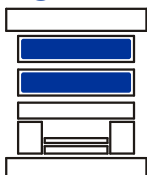


PSW-110/446x896

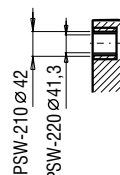
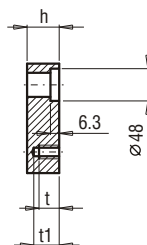
h	1.1730	1.2312
36	<input type="checkbox"/>	<input type="checkbox"/>
46	<input type="checkbox"/>	<input type="checkbox"/>

### PSW-210

### PSW-220



h=36 t=36  
h>=46 t=30 t1=40



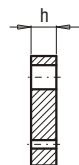
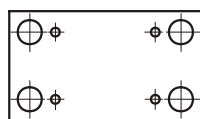
- PSW-220/446x896
- PSW-210/446x896

h	1.1730	1.2312	1.2311
36	<input type="checkbox"/>	<input checked="" type="checkbox"/>	<input type="checkbox"/>
46	<input type="checkbox"/>	<input checked="" type="checkbox"/>	<input checked="" type="checkbox"/>
56	<input type="checkbox"/>	<input checked="" type="checkbox"/>	<input checked="" type="checkbox"/>
76	<input type="checkbox"/>	<input checked="" type="checkbox"/>	<input checked="" type="checkbox"/>
96	<input type="checkbox"/>	<input checked="" type="checkbox"/>	<input checked="" type="checkbox"/>
116	<input type="checkbox"/>	<input checked="" type="checkbox"/>	<input checked="" type="checkbox"/>
136	<input type="checkbox"/>	<input checked="" type="checkbox"/>	<input checked="" type="checkbox"/>
156	<input type="checkbox"/>	<input checked="" type="checkbox"/>	<input checked="" type="checkbox"/>

## PŁYTY DO FORM

446x896

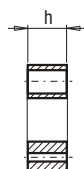
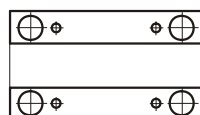
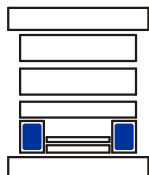
## PSW-310



PSW-310/446x896

h	1.1730	1.2312
46	<input type="checkbox"/>	<input type="checkbox"/>
56	<input type="checkbox"/>	<input type="checkbox"/>

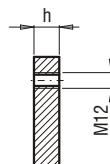
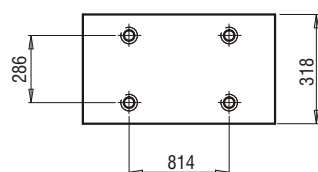
## PSW-410



PSW-410/62x89

h	1.1730
86	<input type="checkbox"/>
96	<input type="checkbox"/>
116	<input type="checkbox"/>
136	<input type="checkbox"/>
156	<input type="checkbox"/>

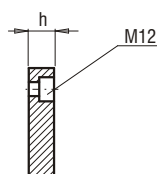
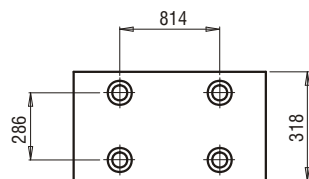
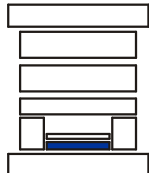
## PSW-510



PSW-510/31x896

h	1.1730
27	<input type="checkbox"/>

## PSW-610



PSW-610/318x896

h	1.1730	1.2312
36	<input type="checkbox"/>	<input type="checkbox"/>

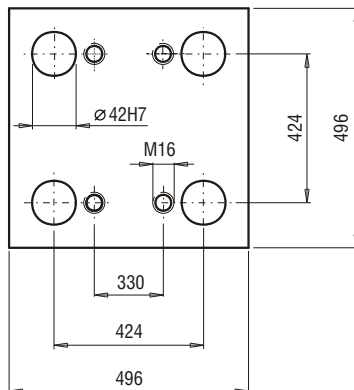
## PŁYTY DO FORM

# 496x496

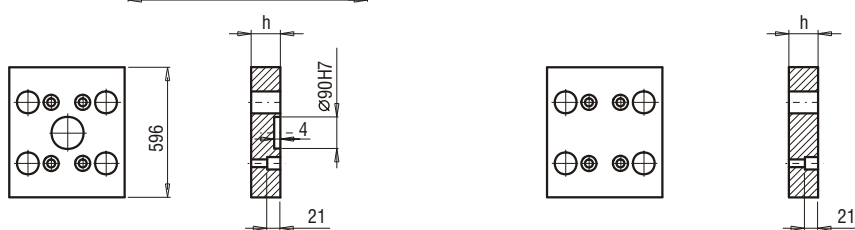
# NUMER 41

### UWAGA!

Wszystkie płyty dostępne są również w wersji bez otworów. Jesteśmy też w stanie wykonać dla Państwa niestandardowe rozmiary. W celu uzyskania dokładnych informacji, zapraszamy do kontaktu.



PSW-130  
PSW-140



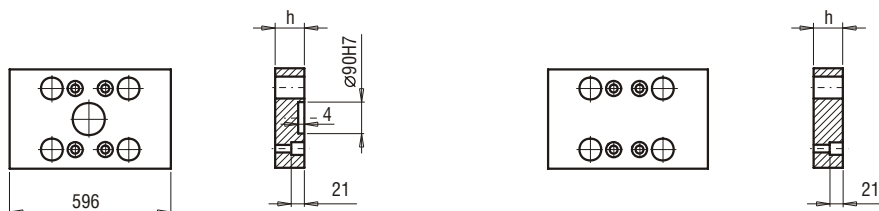
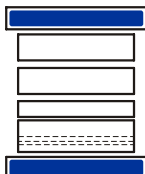
PSW-140/596x496

h	1.1730	1.2312
36	<input type="checkbox"/>	<input type="checkbox"/>
46	<input type="checkbox"/>	<input type="checkbox"/>
56	<input type="checkbox"/>	<input type="checkbox"/>

PSW-130/596x496

h	1.1730	1.2312
36	<input type="checkbox"/>	<input type="checkbox"/>
46	<input type="checkbox"/>	<input type="checkbox"/>
56	<input type="checkbox"/>	<input type="checkbox"/>

PSW-150  
PSW-160



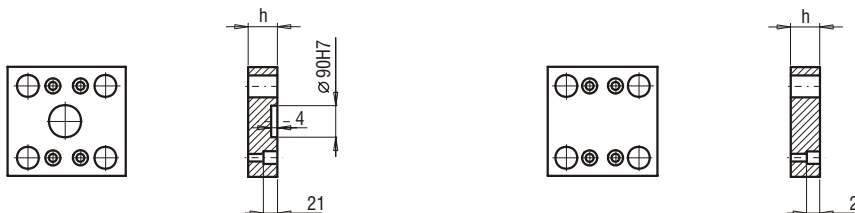
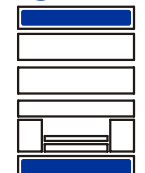
PSW-160/496x596

h	1.1730	1.2312
36	<input type="checkbox"/>	<input type="checkbox"/>
46	<input type="checkbox"/>	<input type="checkbox"/>
56	<input type="checkbox"/>	<input type="checkbox"/>

PSW-150/496x596

h	1.1730	1.2312
36	<input type="checkbox"/>	<input type="checkbox"/>
46	<input type="checkbox"/>	<input type="checkbox"/>
56	<input type="checkbox"/>	<input type="checkbox"/>

PSW-110  
PSW-120



PSW-120/496x496

h	1.1730	1.2312
27	<input type="checkbox"/>	<input type="checkbox"/>
36	<input type="checkbox"/>	<input type="checkbox"/>
46	<input type="checkbox"/>	<input type="checkbox"/>

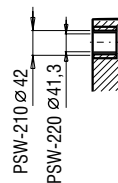
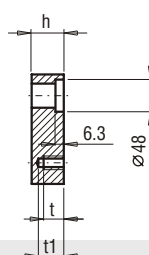
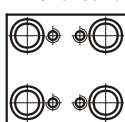
PSW-110/496x496

h	1.1730	1.2312
27	<input type="checkbox"/>	<input type="checkbox"/>
36	<input type="checkbox"/>	<input type="checkbox"/>
46	<input type="checkbox"/>	<input type="checkbox"/>

PSW-210  
PSW-220



h=27 t=27  
h=36 t=36  
h≥46 t=30 t1=40

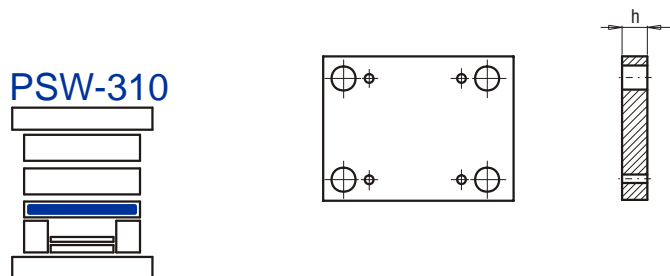


h	1.1730	1.2312	1.2311
27	<input type="checkbox"/>	<input type="checkbox"/>	<input checked="" type="checkbox"/>
36	<input type="checkbox"/>	<input checked="" type="checkbox"/>	<input type="checkbox"/>
46	<input type="checkbox"/>	<input checked="" type="checkbox"/>	<input type="checkbox"/>
56	<input type="checkbox"/>	<input checked="" type="checkbox"/>	<input checked="" type="checkbox"/>
66	<input type="checkbox"/>	<input checked="" type="checkbox"/>	<input checked="" type="checkbox"/>
76	<input type="checkbox"/>	<input checked="" type="checkbox"/>	<input checked="" type="checkbox"/>
86	<input type="checkbox"/>	<input checked="" type="checkbox"/>	<input checked="" type="checkbox"/>
96	<input type="checkbox"/>	<input checked="" type="checkbox"/>	<input checked="" type="checkbox"/>
116	<input type="checkbox"/>	<input checked="" type="checkbox"/>	<input checked="" type="checkbox"/>
136	<input type="checkbox"/>	<input checked="" type="checkbox"/>	<input checked="" type="checkbox"/>
156	<input type="checkbox"/>	<input checked="" type="checkbox"/>	<input checked="" type="checkbox"/>
176	<input type="checkbox"/>	<input checked="" type="checkbox"/>	<input checked="" type="checkbox"/>

PSW-220/496x496  
 PSW-210/496x496

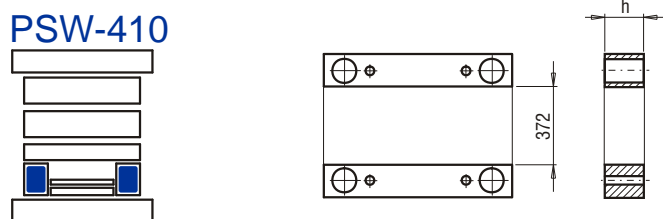
**PŁYTY DO FORM**

## 496x496



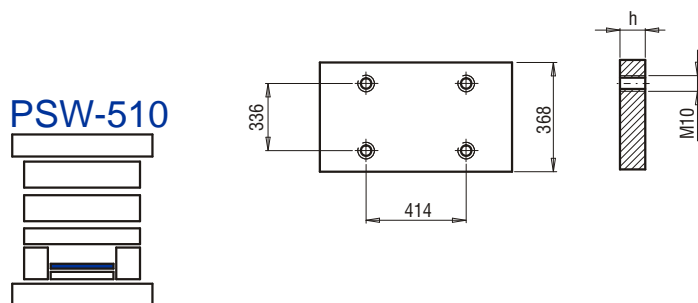
PSW-310/496x496

h	1.1730	1.2312
46	<input type="checkbox"/>	<input type="checkbox"/>
56	<input type="checkbox"/>	<input type="checkbox"/>



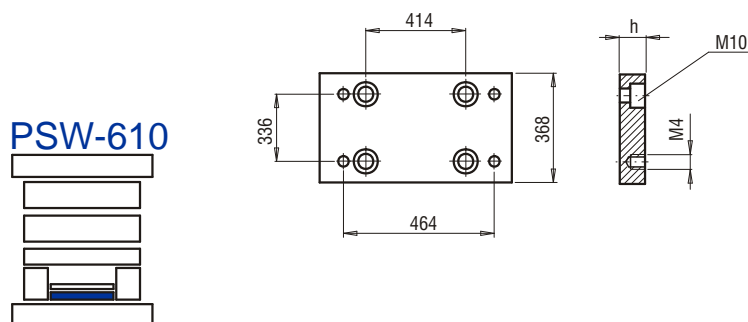
PSW-410/62x496

h	1.1730
66	<input type="checkbox"/>
76	<input type="checkbox"/>
86	<input type="checkbox"/>
96	<input type="checkbox"/>
116	<input type="checkbox"/>
136	<input type="checkbox"/>



PSW-510/368x496

h	1.1730
27	<input type="checkbox"/>



PSW-610/368x496

h	1.1730	1.2312
36	<input type="checkbox"/>	<input type="checkbox"/>



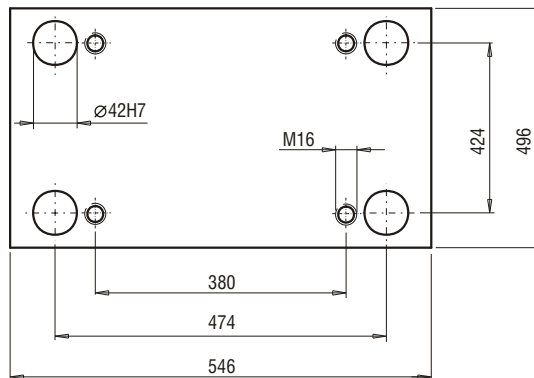
## PŁYTY DO FORM

# 496x546

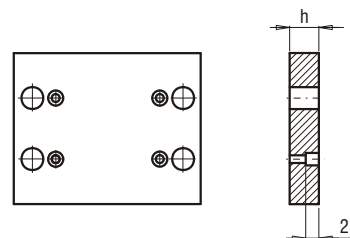
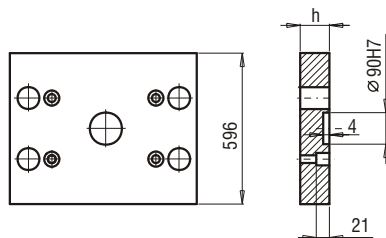
# NUMER 42

### UWAGA!

Wszystkie płyty dostępne są również w wersji bez otworów. Jesteśmy też w stanie wykonać dla Państwa niestandardowe rozmiary. W celu uzyskania dokładnych informacji, zapraszamy do kontaktu.



### PSW-130 PSW-140



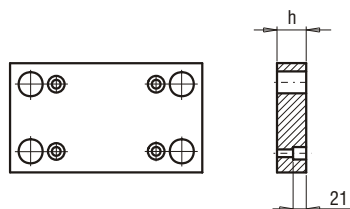
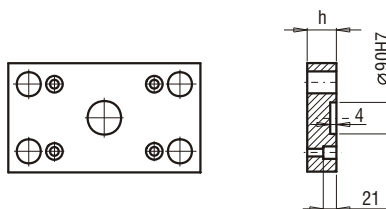
PSW-140/596x546

h	1.1730	1.2312
36	<input type="checkbox"/>	<input type="checkbox"/>
46	<input type="checkbox"/>	<input type="checkbox"/>
56	<input type="checkbox"/>	<input type="checkbox"/>

PSW-130/596x546

h	1.1730	1.2312
36	<input type="checkbox"/>	<input type="checkbox"/>
46	<input type="checkbox"/>	<input type="checkbox"/>
56	<input type="checkbox"/>	<input type="checkbox"/>

### PSW-110 PSW-120



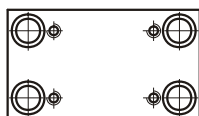
PSW-120/496x546

h	1.1730	1.2312
27	<input type="checkbox"/>	<input type="checkbox"/>
36	<input type="checkbox"/>	<input type="checkbox"/>
46	<input type="checkbox"/>	<input type="checkbox"/>

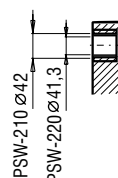
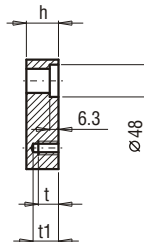
PSW-110/496x546

h	1.1730	1.2312
27	<input type="checkbox"/>	<input type="checkbox"/>
36	<input type="checkbox"/>	<input type="checkbox"/>
46	<input type="checkbox"/>	<input type="checkbox"/>

### PSW-210 PSW-220



h=27 t=27  
h=36 t=36  
h≥46 t=30 t1=40



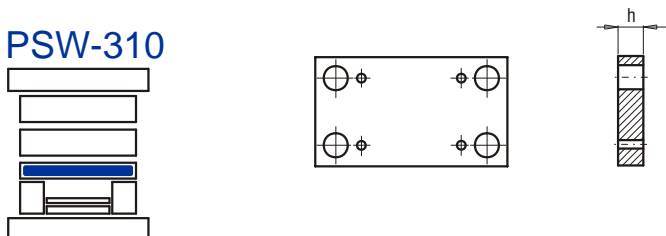
h	1.1730	1.2312	1.2311
27	<input type="checkbox"/>	<input checked="" type="checkbox"/>	<input type="checkbox"/>
36	<input type="checkbox"/>	<input checked="" type="checkbox"/>	<input type="checkbox"/>
46	<input type="checkbox"/>	<input checked="" type="checkbox"/>	<input type="checkbox"/>
56	<input type="checkbox"/>	<input checked="" type="checkbox"/>	<input type="checkbox"/>
66	<input type="checkbox"/>	<input checked="" type="checkbox"/>	<input type="checkbox"/>
76	<input type="checkbox"/>	<input checked="" type="checkbox"/>	<input type="checkbox"/>
86	<input type="checkbox"/>	<input checked="" type="checkbox"/>	<input type="checkbox"/>
96	<input type="checkbox"/>	<input checked="" type="checkbox"/>	<input type="checkbox"/>
116	<input type="checkbox"/>	<input checked="" type="checkbox"/>	<input type="checkbox"/>
136	<input type="checkbox"/>	<input checked="" type="checkbox"/>	<input type="checkbox"/>
156	<input type="checkbox"/>	<input checked="" type="checkbox"/>	<input type="checkbox"/>
176	<input type="checkbox"/>	<input checked="" type="checkbox"/>	<input type="checkbox"/>

- PSW-220/496x546
- PSW-210/496x546

PŁYTY DO FORM

496x546

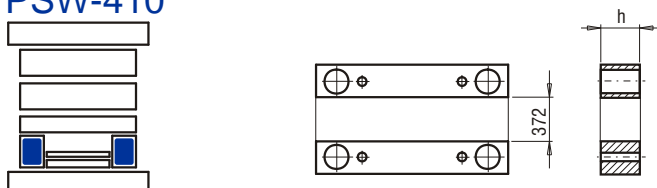
PSW-310



PSW-310/496x546

h	1.1730	1.2312
46	<input type="checkbox"/>	<input type="checkbox"/>
56	<input type="checkbox"/>	<input type="checkbox"/>

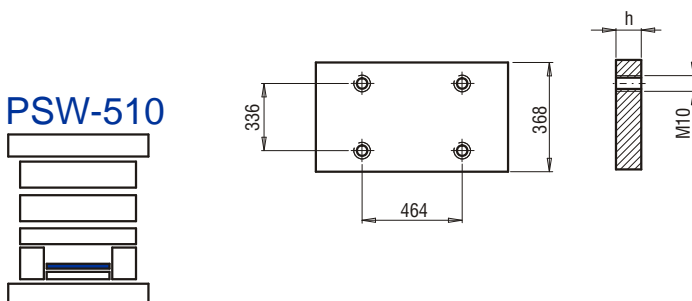
PSW-410



PSW-410/62x546

h	1.1730
66	<input type="checkbox"/>
76	<input type="checkbox"/>
86	<input type="checkbox"/>
96	<input type="checkbox"/>
116	<input type="checkbox"/>
136	<input type="checkbox"/>

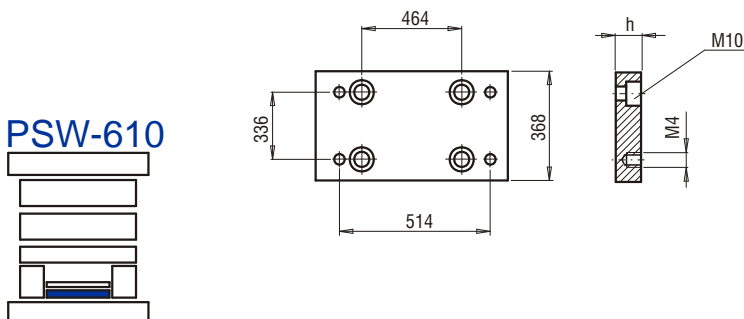
PSW-510



PSW-510/368x546

h	1.1730
27	<input type="checkbox"/>

PSW-610



PSW-610/368x546

h	1.1730	1.2312
36	<input type="checkbox"/>	<input type="checkbox"/>

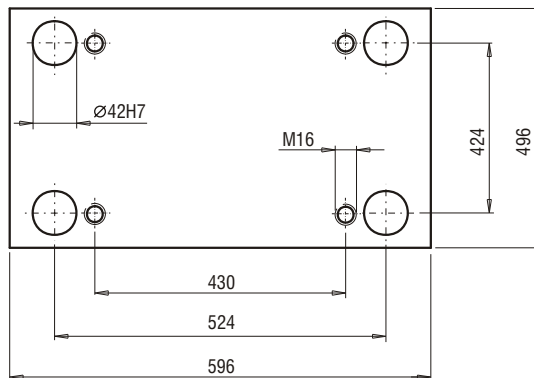
## PŁYTY DO FORM

# 496x596

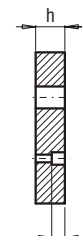
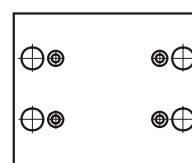
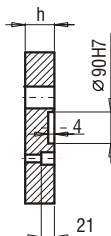
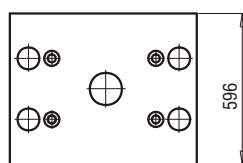
# NUMER 43

### UWAGA!

Wszystkie płyty dostępne są również w wersji bez otworów. Jesteśmy też w stanie wykonać dla Państwa niestandardowe rozmiary. W celu uzyskania dokładnych informacji, zapraszamy do kontaktu.



### PSW-130 PSW-140



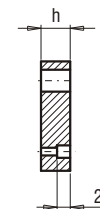
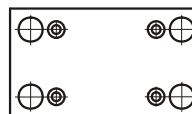
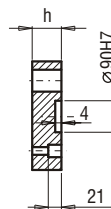
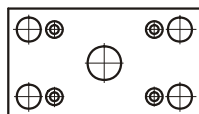
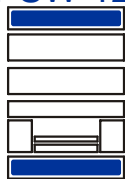
h	1.1730	1.2312
46	<input type="checkbox"/>	<input type="checkbox"/>
56	<input type="checkbox"/>	<input type="checkbox"/>

PSW-140/596x596

h	1.1730	1.2312
46	<input type="checkbox"/>	<input type="checkbox"/>
56	<input type="checkbox"/>	<input type="checkbox"/>

PSW-130/596x596

### PSW-110 PSW-120



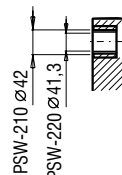
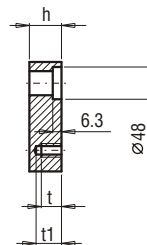
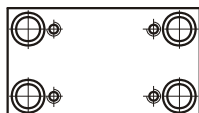
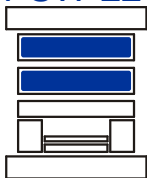
h	1.1730	1.2312
36	<input type="checkbox"/>	<input type="checkbox"/>
46	<input type="checkbox"/>	<input type="checkbox"/>

PSW-120/496x596

h	1.1730	1.2312
36	<input type="checkbox"/>	<input type="checkbox"/>
46	<input type="checkbox"/>	<input type="checkbox"/>

PSW-110/496x596

### PSW-210 PSW-220



h=36 t=36  
h≥46 t=30 t1=40

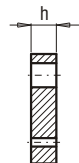
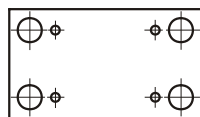
h	1.1730	1.2312	1.2311
36	<input type="checkbox"/>	<input checked="" type="checkbox"/>	<input type="checkbox"/>
46	<input type="checkbox"/>	<input checked="" type="checkbox"/>	<input checked="" type="checkbox"/>
56	<input type="checkbox"/>	<input checked="" type="checkbox"/>	<input checked="" type="checkbox"/>
66	<input type="checkbox"/>	<input checked="" type="checkbox"/>	<input checked="" type="checkbox"/>
76	<input type="checkbox"/>	<input checked="" type="checkbox"/>	<input checked="" type="checkbox"/>
86	<input type="checkbox"/>	<input checked="" type="checkbox"/>	<input checked="" type="checkbox"/>
96	<input type="checkbox"/>	<input checked="" type="checkbox"/>	<input checked="" type="checkbox"/>
116	<input type="checkbox"/>	<input checked="" type="checkbox"/>	<input checked="" type="checkbox"/>
136	<input type="checkbox"/>	<input checked="" type="checkbox"/>	<input checked="" type="checkbox"/>
156	<input type="checkbox"/>	<input checked="" type="checkbox"/>	<input checked="" type="checkbox"/>
176	<input type="checkbox"/>	<input checked="" type="checkbox"/>	<input checked="" type="checkbox"/>

- PSW-220/496x596
- PSW-210/496x596

## PŁYTY DO FORM

496x596

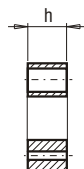
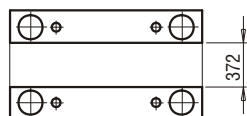
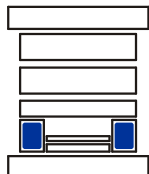
## PSW-310



PSW-310/496x596

h	1.1730	1.2312
46	<input type="checkbox"/>	<input type="checkbox"/>
56	<input type="checkbox"/>	<input type="checkbox"/>

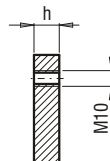
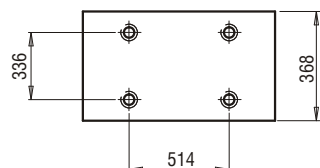
## PSW-410



PSW-410/62x596

h	1.1730
66	<input type="checkbox"/>
76	<input type="checkbox"/>
86	<input type="checkbox"/>
96	<input type="checkbox"/>
116	<input type="checkbox"/>
136	<input type="checkbox"/>

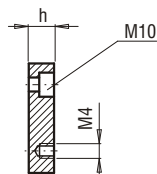
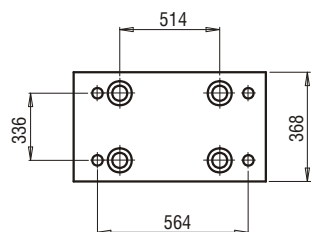
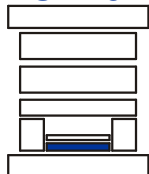
## PSW-510



PSW-510/368x596

h	1.1730
27	<input type="checkbox"/>

## PSW-610



PSW-610/368x596

h	1.1730	1.2312
36	<input type="checkbox"/>	<input type="checkbox"/>

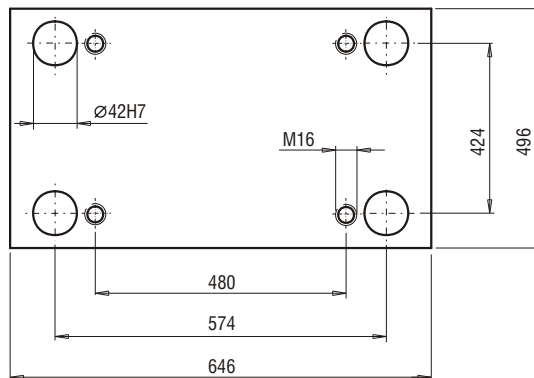
## PŁYTY DO FORM

# 496x646

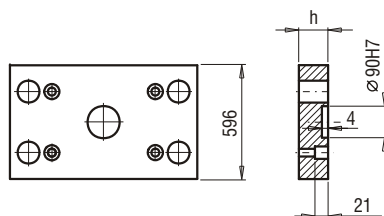
# NUMER 83

### UWAGA!

Wszystkie płyty dostępne są również w wersji bez otworów. Jesteśmy też w stanie wykonać dla Państwa niestandardowe rozmiary. W celu uzyskania dokładnych informacji, zapraszamy do kontaktu.

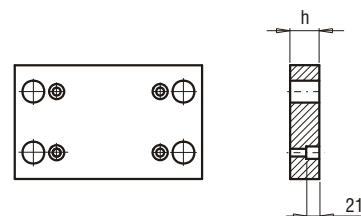


### PSW-130 PSW-140



h	1.1730	1.2312
46	<input type="checkbox"/>	<input type="checkbox"/>
56	<input type="checkbox"/>	<input type="checkbox"/>

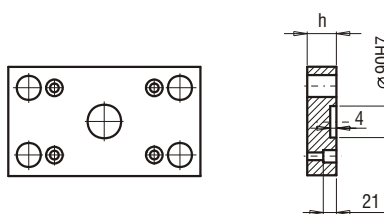
PSW-140/596x646



h	1.1730	1.2312
46	<input type="checkbox"/>	<input type="checkbox"/>
56	<input type="checkbox"/>	<input type="checkbox"/>

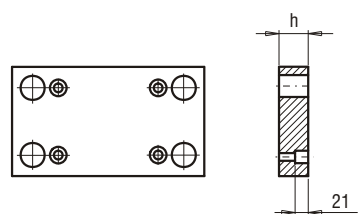
PSW-130/596x646

### PSW-110 PSW-120



h	1.1730	1.2312
36	<input type="checkbox"/>	<input type="checkbox"/>
46	<input type="checkbox"/>	<input type="checkbox"/>

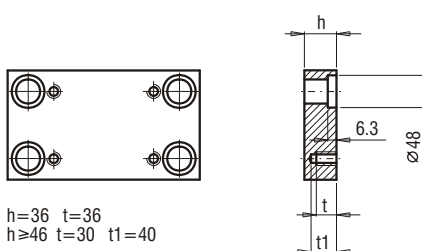
PSW-120/496x646



h	1.1730	1.2312
36	<input type="checkbox"/>	<input type="checkbox"/>
46	<input type="checkbox"/>	<input type="checkbox"/>

PSW-110/496x646

### PSW-210 PSW-220



h=36 t=36  
h≥46 t=30 t1=40

h	1.1730	1.2312	1.2311
36	<input type="checkbox"/>	<input checked="" type="checkbox"/>	<input checked="" type="checkbox"/>
46	<input type="checkbox"/>	<input checked="" type="checkbox"/>	<input checked="" type="checkbox"/>
56	<input type="checkbox"/>	<input checked="" type="checkbox"/>	<input checked="" type="checkbox"/>
66	<input type="checkbox"/>	<input checked="" type="checkbox"/>	<input checked="" type="checkbox"/>
76	<input type="checkbox"/>	<input checked="" type="checkbox"/>	<input checked="" type="checkbox"/>
86	<input type="checkbox"/>	<input checked="" type="checkbox"/>	<input checked="" type="checkbox"/>
96	<input type="checkbox"/>	<input checked="" type="checkbox"/>	<input checked="" type="checkbox"/>
116	<input type="checkbox"/>	<input checked="" type="checkbox"/>	<input checked="" type="checkbox"/>
136	<input type="checkbox"/>	<input checked="" type="checkbox"/>	<input checked="" type="checkbox"/>
156	<input type="checkbox"/>	<input checked="" type="checkbox"/>	<input checked="" type="checkbox"/>
176	<input type="checkbox"/>	<input checked="" type="checkbox"/>	<input checked="" type="checkbox"/>

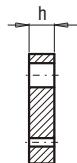
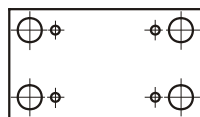
PSW-210 Ø42  
PSW-220 Ø41,3

- PSW-220/496x646
- PSW-210/496x646

## PŁYTY DO FORM

496x646

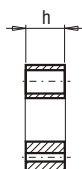
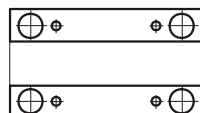
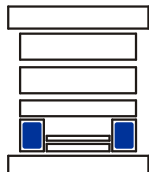
## PSW-310



PSW-310/496x646

h	1.1730	1.2312
46	<input type="checkbox"/>	<input type="checkbox"/>
56	<input type="checkbox"/>	<input type="checkbox"/>

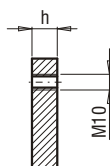
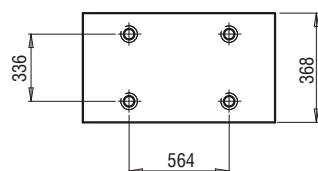
## PSW-410



PSW-410/62x646

h	1.1730
76	<input type="checkbox"/>
86	<input type="checkbox"/>
96	<input type="checkbox"/>
116	<input type="checkbox"/>
136	<input type="checkbox"/>

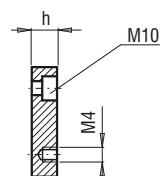
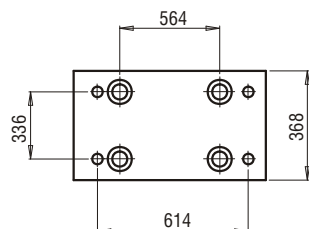
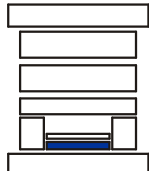
## PSW-510



PSW-510/368x646

h	1.1730
27	<input type="checkbox"/>

## PSW-610



PSW-610/368x646

h	1.1730	1.2312
36	<input type="checkbox"/>	<input type="checkbox"/>

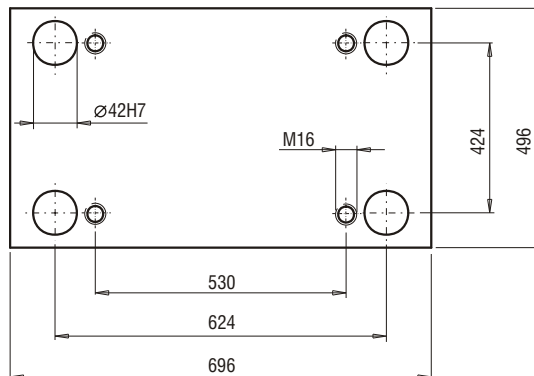
## PŁYTY DO FORM

# 496x696

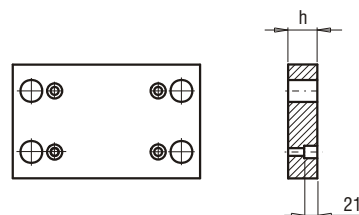
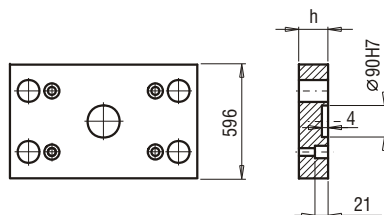
# NUMER 44

### UWAGA!

Wszystkie płyty dostępne są również w wersji bez otworów. Jesteśmy też w stanie wykonać dla Państwa niestandardowe rozmiary. W celu uzyskania dokładnych informacji, zapraszamy do kontaktu.



### PSW-130 PSW-140



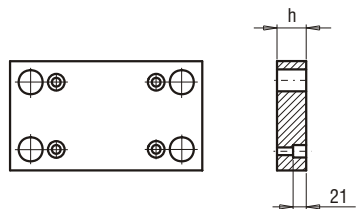
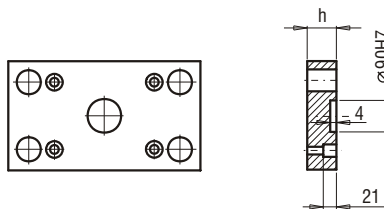
h	1.1730	1.2312
46	<input type="checkbox"/>	<input type="checkbox"/>
56	<input type="checkbox"/>	<input type="checkbox"/>

PSW-140/596x696

h	1.1730	1.2312
46	<input type="checkbox"/>	<input type="checkbox"/>
56	<input type="checkbox"/>	<input type="checkbox"/>

PSW-130/596x696

### PSW-110 PSW-120



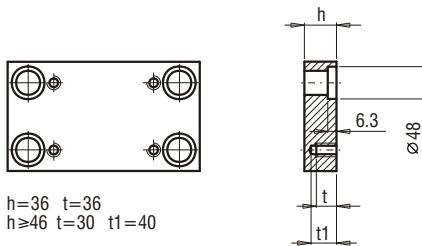
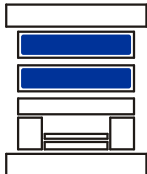
h	1.1730	1.2312
36	<input type="checkbox"/>	<input type="checkbox"/>
46	<input type="checkbox"/>	<input type="checkbox"/>

PSW-120/496x696

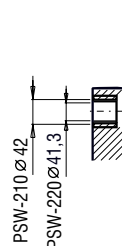
h	1.1730	1.2312
36	<input type="checkbox"/>	<input type="checkbox"/>
46	<input type="checkbox"/>	<input type="checkbox"/>

PSW-110/496x696

### PSW-210 PSW-220



h=36 t=36  
h≥46 t=30 t1=40



PSW-210  $\varnothing 42$   
PSW-220  $\varnothing 41.3$

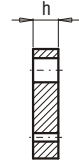
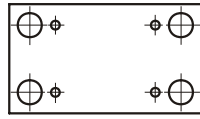
h	1.1730	1.2312	1.2311
36	<input type="checkbox"/>	<input checked="" type="checkbox"/>	<input checked="" type="checkbox"/>
46	<input type="checkbox"/>	<input checked="" type="checkbox"/>	<input checked="" type="checkbox"/>
56	<input type="checkbox"/>	<input checked="" type="checkbox"/>	<input checked="" type="checkbox"/>
66	<input type="checkbox"/>	<input checked="" type="checkbox"/>	<input checked="" type="checkbox"/>
76	<input type="checkbox"/>	<input checked="" type="checkbox"/>	<input checked="" type="checkbox"/>
86	<input type="checkbox"/>	<input checked="" type="checkbox"/>	<input checked="" type="checkbox"/>
96	<input type="checkbox"/>	<input checked="" type="checkbox"/>	<input checked="" type="checkbox"/>
116	<input type="checkbox"/>	<input checked="" type="checkbox"/>	<input checked="" type="checkbox"/>
136	<input type="checkbox"/>	<input checked="" type="checkbox"/>	<input checked="" type="checkbox"/>
156	<input type="checkbox"/>	<input checked="" type="checkbox"/>	<input checked="" type="checkbox"/>
176	<input type="checkbox"/>	<input checked="" type="checkbox"/>	<input checked="" type="checkbox"/>

- PSW-220/496x696
- PSW-210/496x696

## PŁYTY DO FORM

496x696

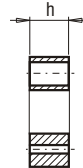
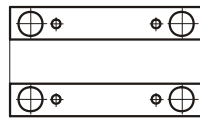
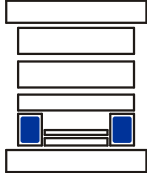
## PSW-310



PSW-310/496x696

h	1.1730	1.2312
46	<input type="checkbox"/>	<input type="checkbox"/>
56	<input type="checkbox"/>	<input type="checkbox"/>

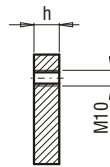
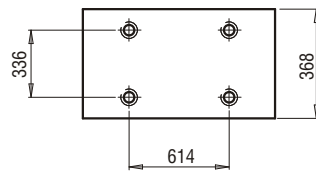
## PSW-410



PSW-410/62x696

h	1.1730
76	<input type="checkbox"/>
86	<input type="checkbox"/>
96	<input type="checkbox"/>
116	<input type="checkbox"/>
136	<input type="checkbox"/>

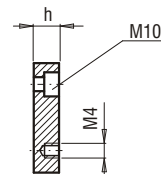
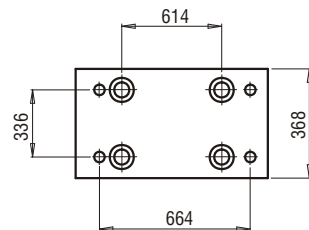
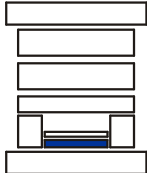
## PSW-510



PSW-510/368x696

h	1.1730
27	<input type="checkbox"/>

## PSW-610



PSW-610/368x696

h	1.1730	1.2312
36	<input type="checkbox"/>	<input type="checkbox"/>



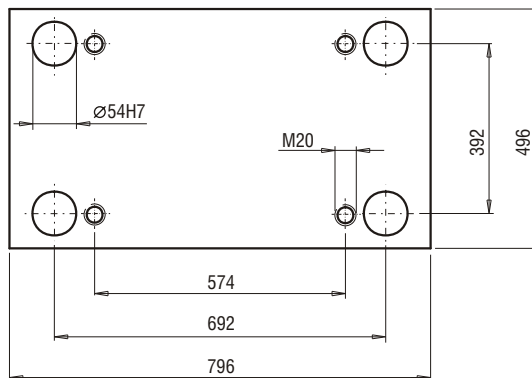
## PŁYTY DO FORM

# 496x796

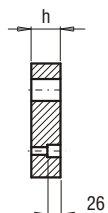
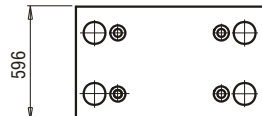
# NUMER 56

### UWAGA!

Wszystkie płyty dostępne są również w wersji bez otworów. Jesteśmy też w stanie wykonać dla Państwa niestandardowe rozmiary. W celu uzyskania dokładnych informacji, zapraszamy do kontaktu.



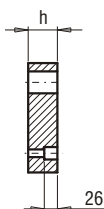
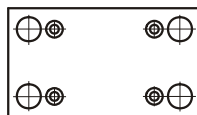
### PSW-130



PSW-130/596x796

h	1.1730	1.2312
56	<input type="checkbox"/>	<input type="checkbox"/>

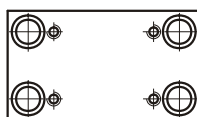
### PSW-110



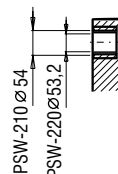
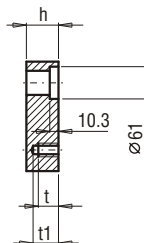
PSW-110/496x796

h	1.1730	1.2312
46	<input type="checkbox"/>	<input type="checkbox"/>

### PSW-210 PSW-220



$h \geq 56$   $t = 32$   $t_1 = 45$



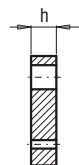
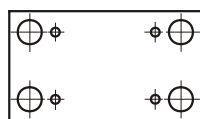
PSW-220/496x796  
 PSW-210/496x796

h	1.1730	1.2312	1.2311
36	<input type="checkbox"/>	<input checked="" type="checkbox"/>	<input checked="" type="checkbox"/>
46	<input type="checkbox"/>	<input checked="" type="checkbox"/>	<input checked="" type="checkbox"/>
56	<input type="checkbox"/>	<input checked="" type="checkbox"/>	<input checked="" type="checkbox"/>
66	<input type="checkbox"/>	<input checked="" type="checkbox"/>	<input checked="" type="checkbox"/>
76	<input type="checkbox"/>	<input checked="" type="checkbox"/>	<input checked="" type="checkbox"/>
86	<input type="checkbox"/>	<input checked="" type="checkbox"/>	<input checked="" type="checkbox"/>
96	<input type="checkbox"/>	<input checked="" type="checkbox"/>	<input checked="" type="checkbox"/>
116	<input type="checkbox"/>	<input checked="" type="checkbox"/>	<input checked="" type="checkbox"/>
136	<input type="checkbox"/>	<input checked="" type="checkbox"/>	<input checked="" type="checkbox"/>
156	<input type="checkbox"/>	<input checked="" type="checkbox"/>	<input checked="" type="checkbox"/>
176	<input type="checkbox"/>	<input checked="" type="checkbox"/>	<input checked="" type="checkbox"/>
196	<input type="checkbox"/>	<input checked="" type="checkbox"/>	<input checked="" type="checkbox"/>

## PŁYTY DO FORM

496x796

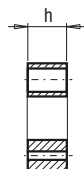
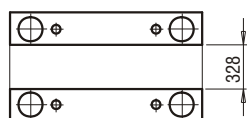
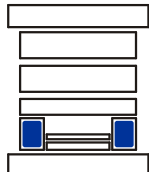
## PSW-310



PSW-310/496x796

h	1.1730	1.2312
46	<input type="checkbox"/>	<input type="checkbox"/>
56	<input type="checkbox"/>	<input type="checkbox"/>
76	<input type="checkbox"/>	<input type="checkbox"/>

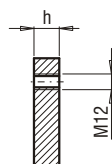
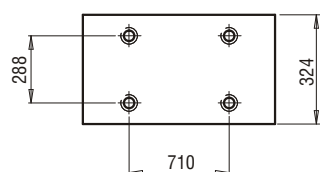
## PSW-410



PSW-410/84x796

h	1.1730
96	<input type="checkbox"/>
116	<input type="checkbox"/>
136	<input type="checkbox"/>
156	<input type="checkbox"/>

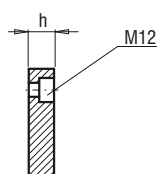
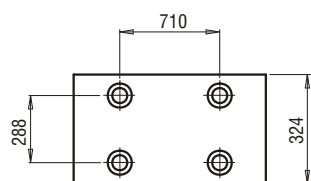
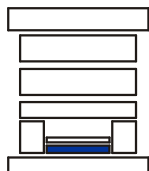
## PSW-510



PSW-510/324x796

h	1.1730
27	<input type="checkbox"/>

## PSW-610



PSW-610/324x796

h	1.1730	1.2312
36	<input type="checkbox"/>	<input type="checkbox"/>

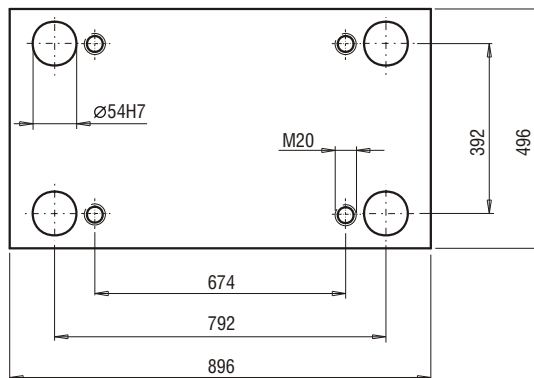
## PŁYTY DO FORM

# 496x896

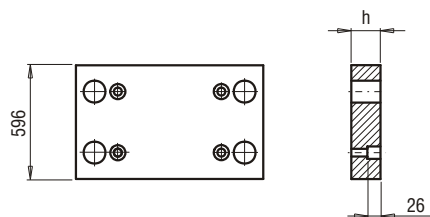
# NUMER 57

### UWAGA!

Wszystkie płyty dostępne są również w wersji bez otworów. Jesteśmy też w stanie wykonać dla Państwa niestandardowe rozmiary. W celu uzyskania dokładnych informacji, zapraszamy do kontaktu.



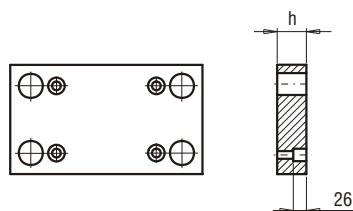
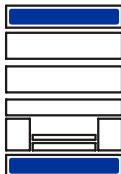
### PSW-130



h	1.1730	1.2312
56	<input type="checkbox"/>	<input type="checkbox"/>

PSW-130/596x896

### PSW-110

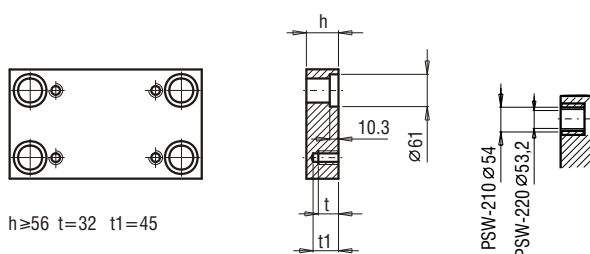


h	1.1730	1.2312
46	<input type="checkbox"/>	<input type="checkbox"/>

PSW-110/496x896

### PSW-210

### PSW-220



h ≥ 56 t = 32 t1 = 45

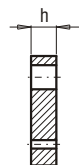
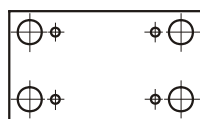
h	1.1730	1.2312	1.2311
46	<input type="checkbox"/>	<input checked="" type="checkbox"/>	<input checked="" type="checkbox"/>
56	<input type="checkbox"/>	<input checked="" type="checkbox"/>	<input checked="" type="checkbox"/>
66	<input type="checkbox"/>	<input checked="" type="checkbox"/>	<input checked="" type="checkbox"/>
76	<input type="checkbox"/>	<input checked="" type="checkbox"/>	<input checked="" type="checkbox"/>
86	<input type="checkbox"/>	<input checked="" type="checkbox"/>	<input checked="" type="checkbox"/>
96	<input type="checkbox"/>	<input checked="" type="checkbox"/>	<input checked="" type="checkbox"/>
116	<input type="checkbox"/>	<input checked="" type="checkbox"/>	<input checked="" type="checkbox"/>
136	<input type="checkbox"/>	<input checked="" type="checkbox"/>	<input checked="" type="checkbox"/>
156	<input type="checkbox"/>	<input checked="" type="checkbox"/>	<input checked="" type="checkbox"/>
176	<input type="checkbox"/>	<input checked="" type="checkbox"/>	<input checked="" type="checkbox"/>
196	<input type="checkbox"/>	<input checked="" type="checkbox"/>	<input checked="" type="checkbox"/>

- PSW-220/496x896
- PSW-210/496x896

## PŁYTY DO FORM

496x896

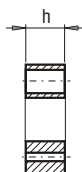
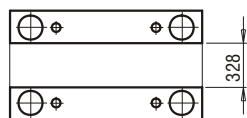
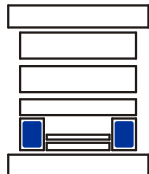
## PSW-310



PSW-310/496x896

h	1.1730	1.2312
46	<input type="checkbox"/>	<input type="checkbox"/>
56	<input type="checkbox"/>	<input type="checkbox"/>
76	<input type="checkbox"/>	<input type="checkbox"/>

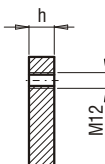
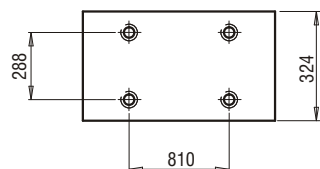
## PSW-410



PSW-410/84x896

h	1.1730
96	<input type="checkbox"/>
116	<input type="checkbox"/>
136	<input type="checkbox"/>
156	<input type="checkbox"/>

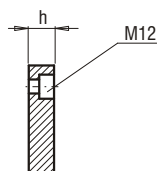
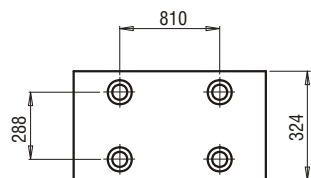
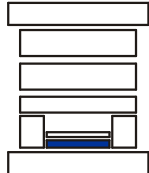
## PSW-510



PSW-510/324x896

h	1.1730
27	<input type="checkbox"/>

## PSW-610



PSW-610/324x896

h	1.1730	1.2312
36	<input type="checkbox"/>	<input type="checkbox"/>

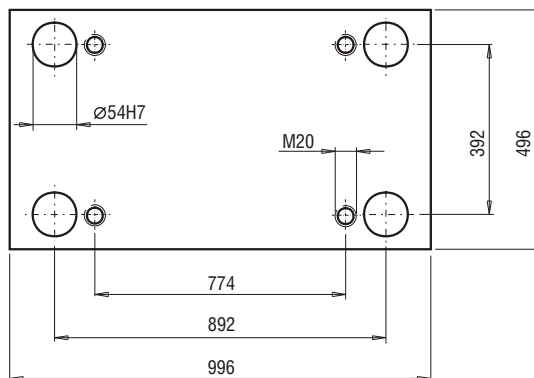
## PŁYTY DO FORM

# 496x996

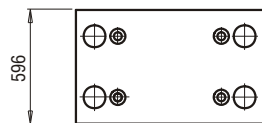
# NUMER 58

### UWAGA!

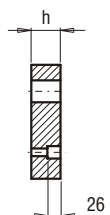
Wszystkie płyty dostępne są również w wersji bez otworów. Jesteśmy też w stanie wykonać dla Państwa niestandardowe rozmiary. W celu uzyskania dokładnych informacji, zapraszamy do kontaktu.



### PSW-130



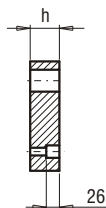
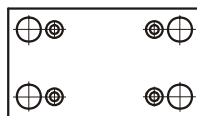
596



h	1.1730	1.2312
56	<input type="checkbox"/>	<input type="checkbox"/>

PSW-130/596x996

### PSW-110

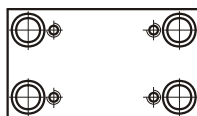
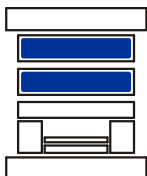


h	1.1730	1.2312
46	<input type="checkbox"/>	<input type="checkbox"/>

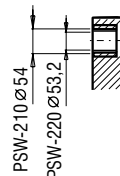
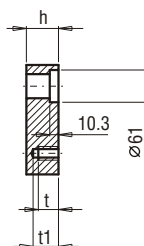
PSW-110/496x996

### PSW-210

### PSW-220



$h \geq 56$   $t = 32$   $t_1 = 45$



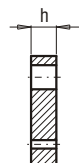
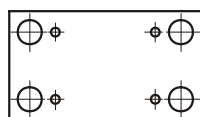
h	1.1730	1.2312	1.2311
46	<input type="checkbox"/>	<input checked="" type="checkbox"/>	<input checked="" type="checkbox"/>
56	<input type="checkbox"/>	<input checked="" type="checkbox"/>	<input checked="" type="checkbox"/>
66	<input type="checkbox"/>	<input checked="" type="checkbox"/>	<input checked="" type="checkbox"/>
76	<input type="checkbox"/>	<input checked="" type="checkbox"/>	<input checked="" type="checkbox"/>
86	<input type="checkbox"/>	<input checked="" type="checkbox"/>	<input checked="" type="checkbox"/>
96	<input type="checkbox"/>	<input checked="" type="checkbox"/>	<input checked="" type="checkbox"/>
116	<input type="checkbox"/>	<input checked="" type="checkbox"/>	<input checked="" type="checkbox"/>
136	<input type="checkbox"/>	<input checked="" type="checkbox"/>	<input checked="" type="checkbox"/>
156	<input type="checkbox"/>	<input checked="" type="checkbox"/>	<input checked="" type="checkbox"/>
176	<input type="checkbox"/>	<input checked="" type="checkbox"/>	<input checked="" type="checkbox"/>
196	<input type="checkbox"/>	<input checked="" type="checkbox"/>	<input checked="" type="checkbox"/>

PSW-220/496x996  
 PSW-210/496x996

## PŁYTY DO FORM

496x996

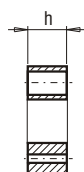
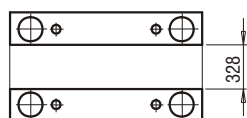
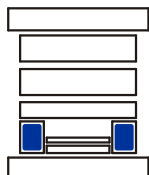
## PSW-310



PSW-310/496x996

h	1.1730	1.2312
46	<input type="checkbox"/>	<input type="checkbox"/>
56	<input type="checkbox"/>	<input type="checkbox"/>
76	<input type="checkbox"/>	<input type="checkbox"/>

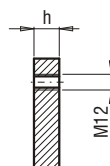
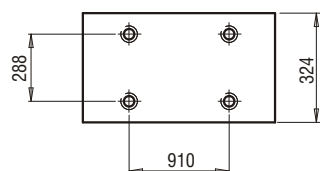
## PSW-410



PSW-410/84x996

h	1.1730
96	<input type="checkbox"/>
116	<input type="checkbox"/>
136	<input type="checkbox"/>
156	<input type="checkbox"/>

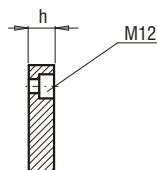
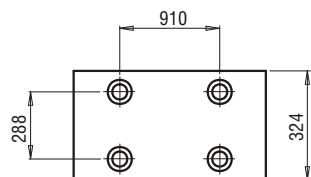
## PSW-510



PSW-510/324x996

h	1.1730
27	<input type="checkbox"/>

## PSW-610



PSW-610/324x996

h	1.1730	1.2312
36	<input type="checkbox"/>	<input type="checkbox"/>

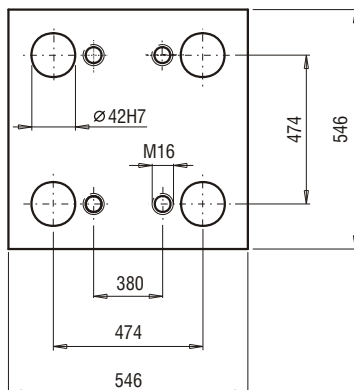
## PŁYTY DO FORM

# 546x546

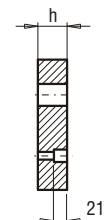
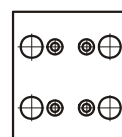
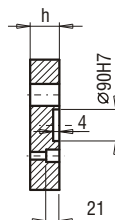
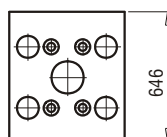
# NUMER 45

### UWAGA!

Wszystkie płyty dostępne są również w wersji bez otworów. Jesteśmy też w stanie wykonać dla Państwa niestandardowe rozmiary. W celu uzyskania dokładnych informacji, zapraszamy do kontaktu.



PSW-130  
PSW-140



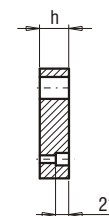
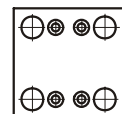
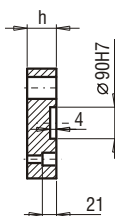
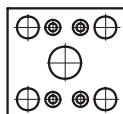
PSW-140/646x546

h	1.1730	1.2312
46	<input type="checkbox"/>	<input type="checkbox"/>
56	<input type="checkbox"/>	<input type="checkbox"/>

PSW-130/646x546

h	1.1730	1.2312
46	<input type="checkbox"/>	<input type="checkbox"/>
56	<input type="checkbox"/>	<input type="checkbox"/>

PSW-110  
PSW-120



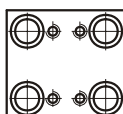
PSW-120/546x546

h	1.1730	1.2312
36	<input type="checkbox"/>	<input type="checkbox"/>
46	<input type="checkbox"/>	<input type="checkbox"/>

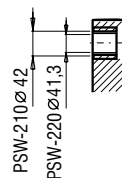
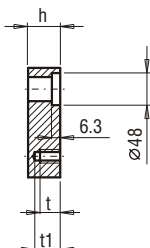
PSW-110/546x546

h	1.1730	1.2312
36	<input type="checkbox"/>	<input type="checkbox"/>
46	<input type="checkbox"/>	<input type="checkbox"/>

PSW-210  
PSW-220



h=36 t=36  
h≥46 t=30 t1=40



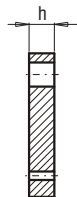
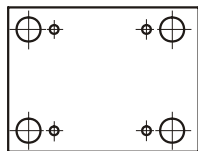
h	1.1730	1.2312	1.2311
36	<input type="checkbox"/>	<input checked="" type="checkbox"/>	<input checked="" type="checkbox"/>
46	<input type="checkbox"/>	<input checked="" type="checkbox"/>	<input checked="" type="checkbox"/>
56	<input type="checkbox"/>	<input checked="" type="checkbox"/>	<input checked="" type="checkbox"/>
66	<input type="checkbox"/>	<input checked="" type="checkbox"/>	<input checked="" type="checkbox"/>
76	<input type="checkbox"/>	<input checked="" type="checkbox"/>	<input checked="" type="checkbox"/>
86	<input type="checkbox"/>	<input checked="" type="checkbox"/>	<input checked="" type="checkbox"/>
96	<input type="checkbox"/>	<input checked="" type="checkbox"/>	<input checked="" type="checkbox"/>
116	<input type="checkbox"/>	<input checked="" type="checkbox"/>	<input checked="" type="checkbox"/>
136	<input type="checkbox"/>	<input checked="" type="checkbox"/>	<input checked="" type="checkbox"/>
156	<input type="checkbox"/>	<input checked="" type="checkbox"/>	<input checked="" type="checkbox"/>
176	<input type="checkbox"/>	<input checked="" type="checkbox"/>	<input checked="" type="checkbox"/>
196	<input type="checkbox"/>	<input checked="" type="checkbox"/>	<input checked="" type="checkbox"/>

- PSW-220/546x546
- PSW-210/546x546

## PŁYTY DO FORM

546x546

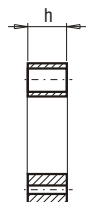
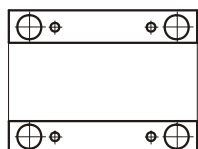
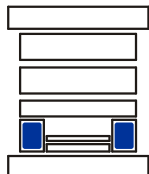
PSW-310



PSW-310/546x546

h	1.1730	1.2312
46	<input type="checkbox"/>	<input type="checkbox"/>
56	<input type="checkbox"/>	<input type="checkbox"/>

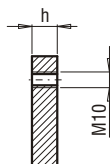
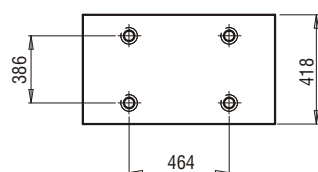
PSW-410



PSW-410/62x546

h	1.1730
66	<input type="checkbox"/>
76	<input type="checkbox"/>
86	<input type="checkbox"/>
96	<input type="checkbox"/>
116	<input type="checkbox"/>
136	<input type="checkbox"/>

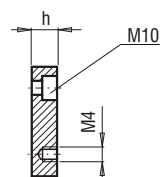
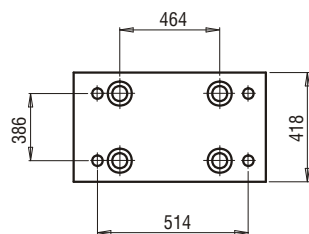
PSW-510



PSW-510/418x546

h	1.1730
27	<input type="checkbox"/>

PSW-610



PSW-610/418x546

h	1.1730	1.2312
36	<input type="checkbox"/>	<input type="checkbox"/>



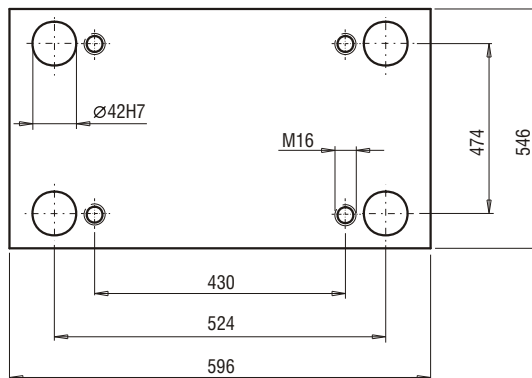
## PŁYTY DO FORM

# 546x596

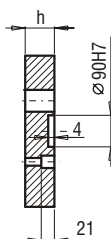
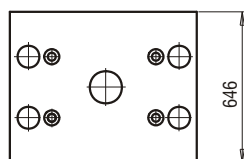
# NUMER 46

### UWAGA!

Wszystkie płyty dostępne są również w wersji bez otworów. Jesteśmy też w stanie wykonać dla Państwa niestandardowe rozmiary. W celu uzyskania dokładnych informacji, zapraszamy do kontaktu.

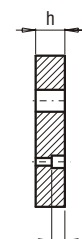
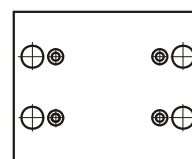


### PSW-130 PSW-140



h	1.1730	1.2312
46	<input type="checkbox"/>	<input type="checkbox"/>
56	<input type="checkbox"/>	<input type="checkbox"/>

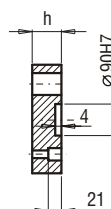
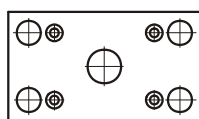
PSW-140/646x596



h	1.1730	1.2312
46	<input type="checkbox"/>	<input type="checkbox"/>
56	<input type="checkbox"/>	<input type="checkbox"/>

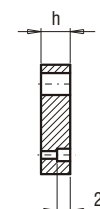
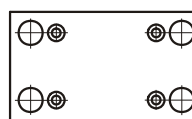
PSW-130/646x596

### PSW-110 PSW-120



h	1.1730	1.2312
36	<input type="checkbox"/>	<input type="checkbox"/>
46	<input type="checkbox"/>	<input type="checkbox"/>

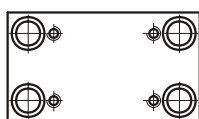
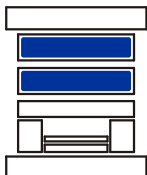
PSW-120/546x596



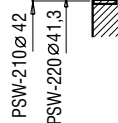
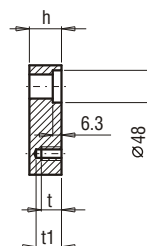
h	1.1730	1.2312
36	<input type="checkbox"/>	<input type="checkbox"/>
46	<input type="checkbox"/>	<input type="checkbox"/>

PSW-110/546x596

### PSW-210 PSW-220



h=36 t=36  
h>46 t=30 t1=40



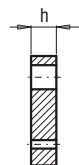
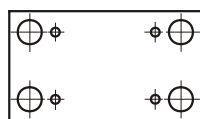
h	1.1730	1.2312	1.2311
36	<input type="checkbox"/>	<input checked="" type="checkbox"/>	<input checked="" type="checkbox"/>
46	<input type="checkbox"/>	<input checked="" type="checkbox"/>	<input checked="" type="checkbox"/>
56	<input type="checkbox"/>	<input checked="" type="checkbox"/>	<input checked="" type="checkbox"/>
66	<input type="checkbox"/>	<input checked="" type="checkbox"/>	<input checked="" type="checkbox"/>
76	<input type="checkbox"/>	<input checked="" type="checkbox"/>	<input checked="" type="checkbox"/>
86	<input type="checkbox"/>	<input checked="" type="checkbox"/>	<input checked="" type="checkbox"/>
96	<input type="checkbox"/>	<input checked="" type="checkbox"/>	<input checked="" type="checkbox"/>
116	<input type="checkbox"/>	<input checked="" type="checkbox"/>	<input checked="" type="checkbox"/>
136	<input type="checkbox"/>	<input checked="" type="checkbox"/>	<input checked="" type="checkbox"/>
156	<input type="checkbox"/>	<input checked="" type="checkbox"/>	<input checked="" type="checkbox"/>
176	<input type="checkbox"/>	<input checked="" type="checkbox"/>	<input checked="" type="checkbox"/>
196	<input type="checkbox"/>	<input checked="" type="checkbox"/>	<input checked="" type="checkbox"/>

- PSW-220/546x596
- PSW-210/546x596

## PŁYTY DO FORM

546x596

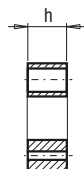
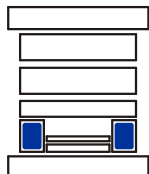
## PSW-310



PSW-310/546x596

h	1.1730	1.2312
46	<input type="checkbox"/>	<input type="checkbox"/>
56	<input type="checkbox"/>	<input type="checkbox"/>

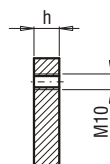
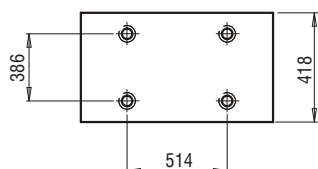
## PSW-410



PSW-410/62x596

h	1.1730
66	<input type="checkbox"/>
76	<input type="checkbox"/>
86	<input type="checkbox"/>
96	<input type="checkbox"/>
116	<input type="checkbox"/>
136	<input type="checkbox"/>

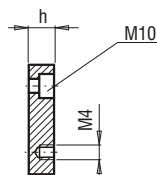
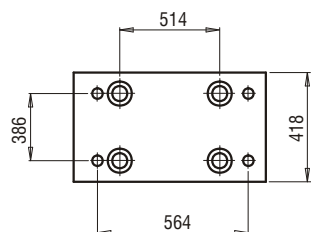
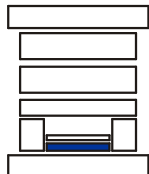
## PSW-510



PSW-510/418x596

h	1.1730
27	<input type="checkbox"/>

## PSW-610



PSW-610/418x596

h	1.1730	1.2312
36	<input type="checkbox"/>	<input type="checkbox"/>

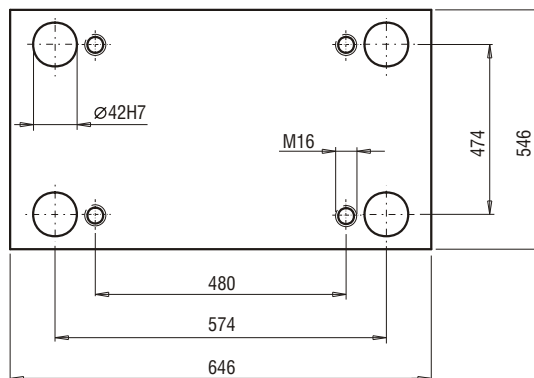
## PŁYTY DO FORM

# 546x646

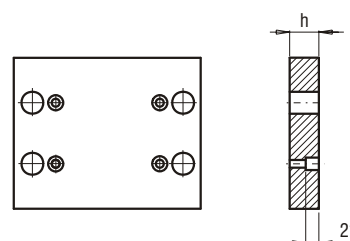
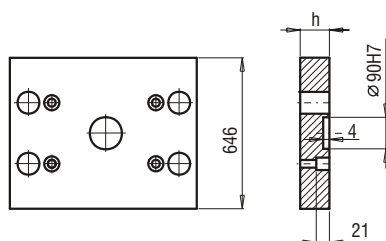
# NUMER 84

### UWAGA!

Wszystkie płyty dostępne są również w wersji bez otworów. Jesteśmy też w stanie wykonać dla Państwa niestandardowe rozmiary. W celu uzyskania dokładnych informacji, zapraszamy do kontaktu.



### PSW-130 PSW-140



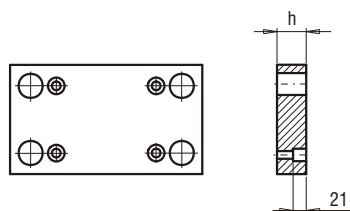
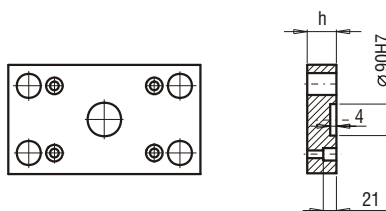
h	1.1730	1.2312
46	<input type="checkbox"/>	<input type="checkbox"/>
56	<input type="checkbox"/>	<input type="checkbox"/>

PSW-140/646x646

h	1.1730	1.2312
46	<input type="checkbox"/>	<input type="checkbox"/>
56	<input type="checkbox"/>	<input type="checkbox"/>

PSW-130/646x646

### PSW-110 PSW-120



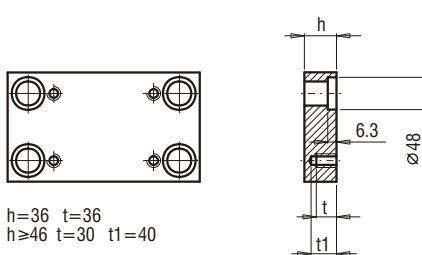
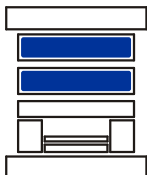
h	1.1730	1.2312
36	<input type="checkbox"/>	<input type="checkbox"/>
46	<input type="checkbox"/>	<input type="checkbox"/>

PSW-120/546x646

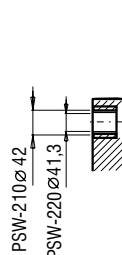
h	1.1730	1.2312
36	<input type="checkbox"/>	<input type="checkbox"/>
46	<input type="checkbox"/>	<input type="checkbox"/>

PSW-110/546x646

### PSW-210 PSW-220



h=36 t=36  
h≥46 t=30 t1=40



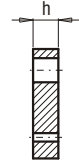
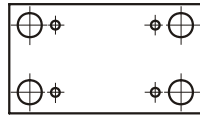
h	1.1730	1.2312	1.2311
36	<input type="checkbox"/>	<input checked="" type="checkbox"/>	<input checked="" type="checkbox"/>
46	<input type="checkbox"/>	<input checked="" type="checkbox"/>	<input checked="" type="checkbox"/>
56	<input type="checkbox"/>	<input checked="" type="checkbox"/>	<input checked="" type="checkbox"/>
66	<input type="checkbox"/>	<input checked="" type="checkbox"/>	<input checked="" type="checkbox"/>
76	<input type="checkbox"/>	<input checked="" type="checkbox"/>	<input checked="" type="checkbox"/>
86	<input type="checkbox"/>	<input checked="" type="checkbox"/>	<input checked="" type="checkbox"/>
96	<input type="checkbox"/>	<input checked="" type="checkbox"/>	<input checked="" type="checkbox"/>
116	<input type="checkbox"/>	<input checked="" type="checkbox"/>	<input checked="" type="checkbox"/>
136	<input type="checkbox"/>	<input checked="" type="checkbox"/>	<input checked="" type="checkbox"/>
156	<input type="checkbox"/>	<input checked="" type="checkbox"/>	<input checked="" type="checkbox"/>
176	<input type="checkbox"/>	<input checked="" type="checkbox"/>	<input checked="" type="checkbox"/>
196	<input type="checkbox"/>	<input checked="" type="checkbox"/>	<input checked="" type="checkbox"/>

- PSW-220/546x646
- PSW-210/546x646

## PŁYTY DO FORM

## 546x646

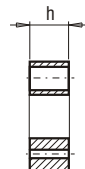
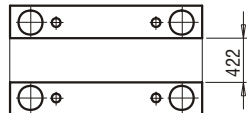
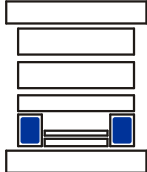
## PSW-310



PSW-310/546x646

h	1.1730	1.2312
46	<input type="checkbox"/>	
56	<input type="checkbox"/>	<input type="checkbox"/>

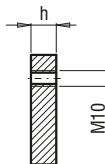
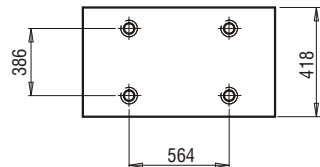
## PSW-410



PSW-410/62x646

h	1.1730
76	<input type="checkbox"/>
86	<input type="checkbox"/>
96	<input type="checkbox"/>
116	<input type="checkbox"/>
136	<input type="checkbox"/>

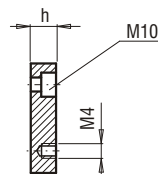
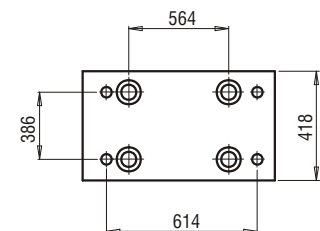
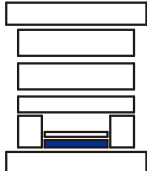
## PSW-510



PSW-510/418x646

h	1.1730
27	<input type="checkbox"/>

## PSW-610



PSW-610/418x646

h	1.1730	1.2312
36	<input type="checkbox"/>	<input type="checkbox"/>

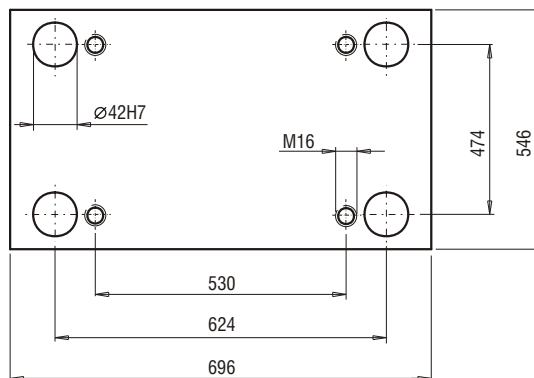
## PŁYTY DO FORM

# 546x696

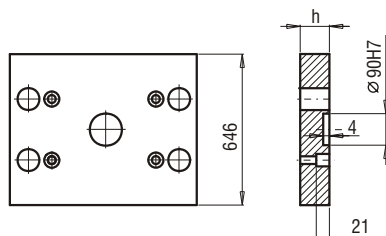
# NUMER 47

### UWAGA!

Wszystkie płyty dostępne są również w wersji bez otworów. Jesteśmy też w stanie wykonać dla Państwa niestandardowe rozmiary. W celu uzyskania dokładnych informacji, zapraszamy do kontaktu.

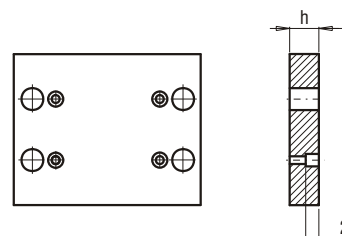


### PSW-130 PSW-140



h	1.1730	1.2312
46	<input type="checkbox"/>	<input type="checkbox"/>
56	<input type="checkbox"/>	<input type="checkbox"/>

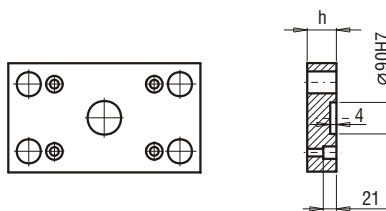
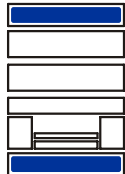
PSW-140/646x696



h	1.1730	1.2312
46	<input type="checkbox"/>	<input type="checkbox"/>
56	<input type="checkbox"/>	<input type="checkbox"/>

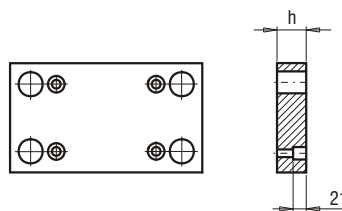
PSW-130/646x696

### PSW-110 PSW-120



h	1.1730	1.2312
36	<input type="checkbox"/>	<input type="checkbox"/>
46	<input type="checkbox"/>	<input type="checkbox"/>

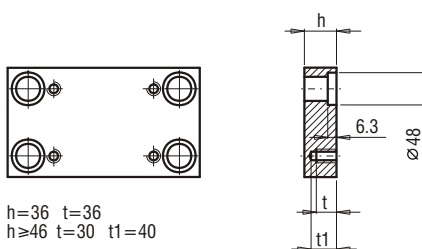
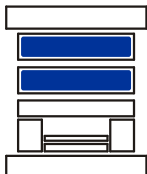
PSW-120/546x696



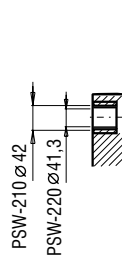
h	1.1730	1.2312
36	<input type="checkbox"/>	<input type="checkbox"/>
46	<input type="checkbox"/>	<input type="checkbox"/>

PSW-110/546x696

### PSW-210 PSW-220



h=36 t=36  
h≥46 t=30 t1=40



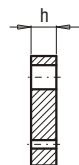
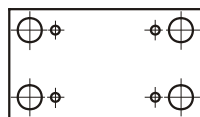
h	1.1730	1.2312	1.2311
36	<input type="checkbox"/>	<input checked="" type="checkbox"/>	<input type="checkbox"/>
46	<input type="checkbox"/>	<input checked="" type="checkbox"/>	<input type="checkbox"/>
56	<input type="checkbox"/>	<input checked="" type="checkbox"/>	<input type="checkbox"/>
66	<input type="checkbox"/>	<input checked="" type="checkbox"/>	<input type="checkbox"/>
76	<input type="checkbox"/>	<input checked="" type="checkbox"/>	<input type="checkbox"/>
86	<input type="checkbox"/>	<input checked="" type="checkbox"/>	<input type="checkbox"/>
96	<input type="checkbox"/>	<input checked="" type="checkbox"/>	<input type="checkbox"/>
116	<input type="checkbox"/>	<input checked="" type="checkbox"/>	<input type="checkbox"/>
136	<input type="checkbox"/>	<input checked="" type="checkbox"/>	<input type="checkbox"/>
156	<input type="checkbox"/>	<input checked="" type="checkbox"/>	<input type="checkbox"/>
176	<input type="checkbox"/>	<input checked="" type="checkbox"/>	<input type="checkbox"/>
196	<input type="checkbox"/>	<input checked="" type="checkbox"/>	<input type="checkbox"/>

- PSW-220/546x696
- PSW-210/546x696

## PŁYTY DO FORM

546x696

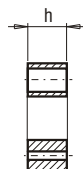
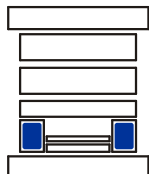
## PSW-310



PSW-310/546x696

h	1.1730	1.2312
46	<input type="checkbox"/>	<input type="checkbox"/>
56	<input type="checkbox"/>	<input type="checkbox"/>

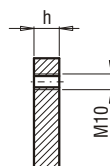
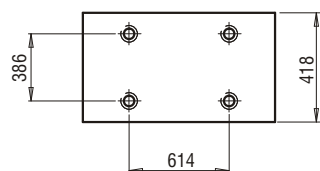
## PSW-410



PSW-410/62x696

h	1.1730
76	<input type="checkbox"/>
86	<input type="checkbox"/>
96	<input type="checkbox"/>
116	<input type="checkbox"/>
136	<input type="checkbox"/>

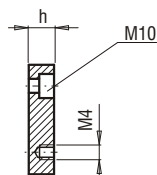
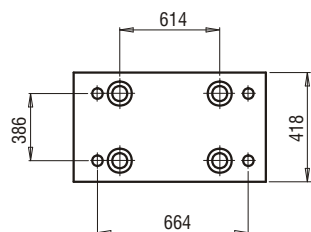
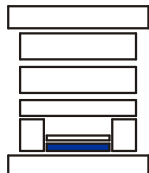
## PSW-510



PSW-510/418x696

h	1.1730
27	<input type="checkbox"/>

## PSW-610



PSW-610/418x696

h	1.1730	1.2312
36	<input type="checkbox"/>	<input type="checkbox"/>

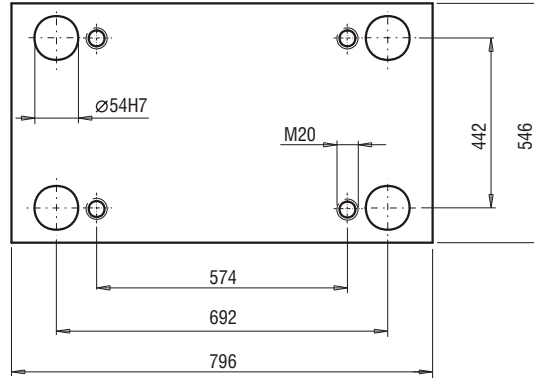
## PŁYTY DO FORM

# 546x796

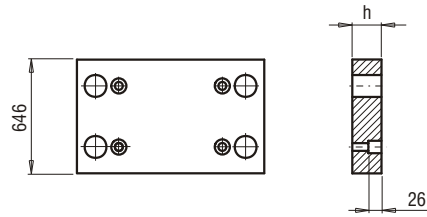
# NUMER 59

### UWAGA!

Wszystkie płyty dostępne są również w wersji bez otworów. Jesteśmy też w stanie wykonać dla Państwa niestandardowe rozmiary. W celu uzyskania dokładnych informacji, zapraszamy do kontaktu.



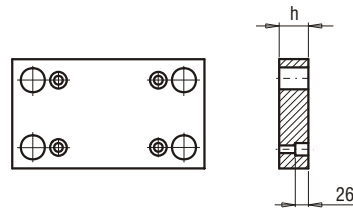
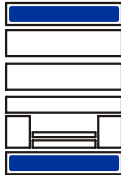
### PSW-130



h	1.1730	1.2312
56	<input type="checkbox"/>	<input type="checkbox"/>

PSW-130/646x796

### PSW-110

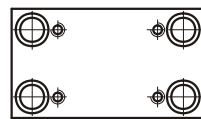


h	1.1730	1.2312
56	<input type="checkbox"/>	<input type="checkbox"/>

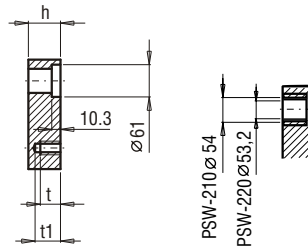
PSW-110/546x796

### PSW-210

### PSW-220



$h \geq 56$   $t=32$   $t1=45$



PSW-210  $\varnothing 54$

PSW-220  $\varnothing 53.2$

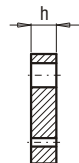
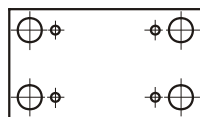
h	1.1730	1.2312	1.2311
46	<input type="checkbox"/>	<input checked="" type="checkbox"/>	<input checked="" type="checkbox"/>
56	<input type="checkbox"/>	<input checked="" type="checkbox"/>	<input checked="" type="checkbox"/>
66	<input type="checkbox"/>	<input checked="" type="checkbox"/>	<input checked="" type="checkbox"/>
76	<input type="checkbox"/>	<input checked="" type="checkbox"/>	<input checked="" type="checkbox"/>
86	<input type="checkbox"/>	<input checked="" type="checkbox"/>	<input checked="" type="checkbox"/>
96	<input type="checkbox"/>	<input checked="" type="checkbox"/>	<input checked="" type="checkbox"/>
116	<input type="checkbox"/>	<input checked="" type="checkbox"/>	<input checked="" type="checkbox"/>
136	<input type="checkbox"/>	<input checked="" type="checkbox"/>	<input checked="" type="checkbox"/>
156	<input type="checkbox"/>	<input checked="" type="checkbox"/>	<input checked="" type="checkbox"/>
176	<input type="checkbox"/>	<input checked="" type="checkbox"/>	<input checked="" type="checkbox"/>
196	<input type="checkbox"/>	<input checked="" type="checkbox"/>	<input checked="" type="checkbox"/>

PSW-220/546x796  
 PSW-210/546x796

## PŁYTY DO FORM

## 546x796

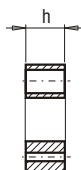
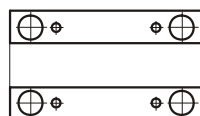
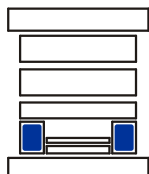
## PSW-310



PSW-310/546x796

h	1.1730	1.2312
46	<input type="checkbox"/>	<input type="checkbox"/>
56	<input type="checkbox"/>	<input type="checkbox"/>
76	<input type="checkbox"/>	<input type="checkbox"/>

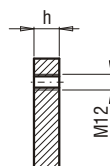
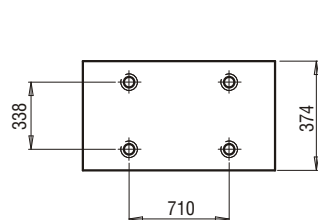
## PSW-410



PSW-410/546x796

h	1.1730
96	<input type="checkbox"/>
116	<input type="checkbox"/>
136	<input type="checkbox"/>
156	<input type="checkbox"/>

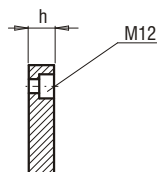
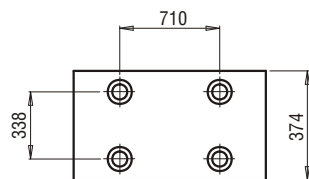
## PSW-510



PSW-510/374x796

h	1.1730
27	<input type="checkbox"/>

## PSW-610



PSW-610/374x796

h	1.1730	1.2312
36	<input type="checkbox"/>	<input type="checkbox"/>



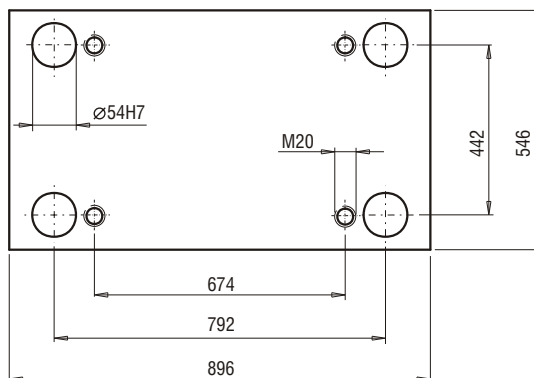
**PŁYTY DO FORM**

**546x896**

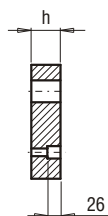
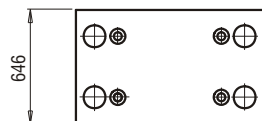
**NUMER 60**

**UWAGA!**

Wszystkie płyty dostępne są również w wersji bez otworów. Jesteśmy też w stanie wykonać dla Państwa niestandardowe rozmiary. W celu uzyskania dokładnych informacji, zapraszamy do kontaktu.



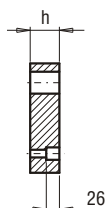
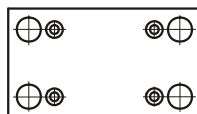
**PSW-130**



PSW-130/646x896

h	1.1730	1.2312
56	<input type="checkbox"/>	<input type="checkbox"/>

**PSW-110**

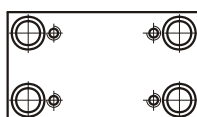
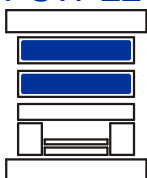


PSW-110/546x896

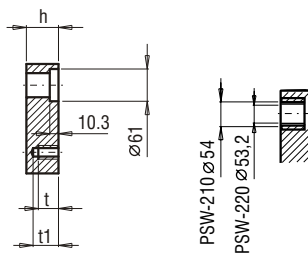
h	1.1730	1.2312
56	<input type="checkbox"/>	<input type="checkbox"/>

**PSW-210**

**PSW-220**



$h \geq 56$   $t = 32$   $t1 = 45$



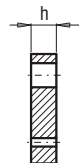
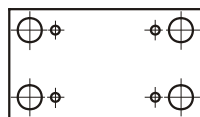
- PSW-220/546x896
- PSW-210/546x896

h	1.1730	1.2312	1.2311
46	<input type="checkbox"/>	<input checked="" type="checkbox"/>	<input checked="" type="checkbox"/>
56	<input type="checkbox"/>	<input checked="" type="checkbox"/>	<input checked="" type="checkbox"/>
66	<input type="checkbox"/>	<input checked="" type="checkbox"/>	<input checked="" type="checkbox"/>
76	<input type="checkbox"/>	<input checked="" type="checkbox"/>	<input checked="" type="checkbox"/>
86	<input type="checkbox"/>	<input checked="" type="checkbox"/>	<input checked="" type="checkbox"/>
96	<input type="checkbox"/>	<input checked="" type="checkbox"/>	<input checked="" type="checkbox"/>
116	<input type="checkbox"/>	<input checked="" type="checkbox"/>	<input checked="" type="checkbox"/>
136	<input type="checkbox"/>	<input checked="" type="checkbox"/>	<input checked="" type="checkbox"/>
156	<input type="checkbox"/>	<input checked="" type="checkbox"/>	<input checked="" type="checkbox"/>
176	<input type="checkbox"/>	<input checked="" type="checkbox"/>	<input checked="" type="checkbox"/>
196	<input type="checkbox"/>	<input checked="" type="checkbox"/>	<input checked="" type="checkbox"/>

## PŁYTY DO FORM

546x896

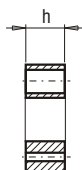
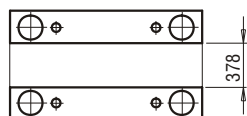
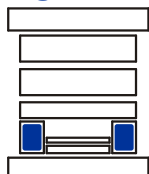
## PSW-310



PSW-310/546x896

h	1.1730	1.2312
46	<input type="checkbox"/>	<input type="checkbox"/>
56	<input type="checkbox"/>	<input type="checkbox"/>
76	<input type="checkbox"/>	<input type="checkbox"/>

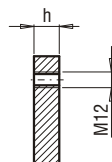
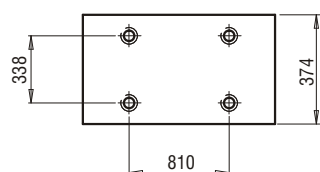
## PSW-410



PSW-410/84x896

h	1.1730
96	<input type="checkbox"/>
116	<input type="checkbox"/>
136	<input type="checkbox"/>
156	<input type="checkbox"/>

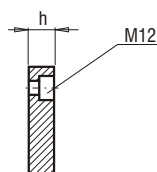
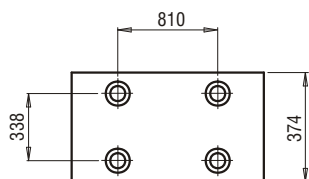
## PSW-510



PSW-510/374x896

h	1.1730
27	<input type="checkbox"/>

## PSW-610



PSW-610/374x896

h	1.1730	1.2312
36	<input type="checkbox"/>	<input type="checkbox"/>

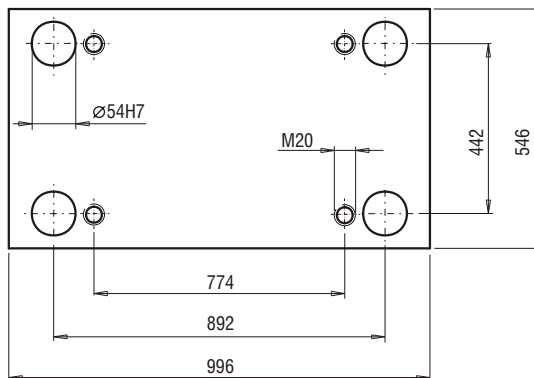
## PŁYTY DO FORM

# 546x996

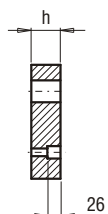
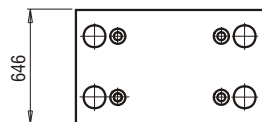
# NUMER 61

### UWAGA!

Wszystkie płyty dostępne są również w wersji bez otworów. Jesteśmy też w stanie wykonać dla Państwa niestandardowe rozmiary. W celu uzyskania dokładnych informacji, zapraszamy do kontaktu.



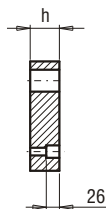
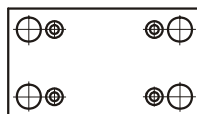
### PSW-130



h	1.1730	1.2312
56	<input type="checkbox"/>	<input type="checkbox"/>

PSW-130/646x996

### PSW-110

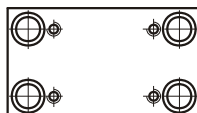
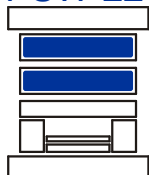


h	1.1730	1.2312
56	<input type="checkbox"/>	<input type="checkbox"/>

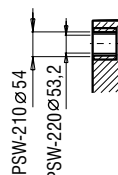
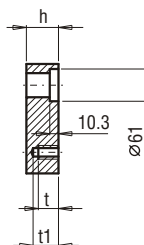
PSW-110/546x996

### PSW-210

### PSW-220



$h \geq 56$   $t = 32$   $t_1 = 45$



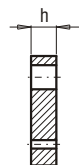
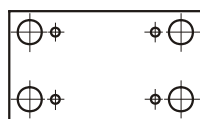
h	1.1730	1.2312	1.2311
46	<input type="checkbox"/>	<input checked="" type="checkbox"/>	<input checked="" type="checkbox"/>
56	<input type="checkbox"/>	<input checked="" type="checkbox"/>	<input checked="" type="checkbox"/>
66	<input type="checkbox"/>	<input checked="" type="checkbox"/>	<input checked="" type="checkbox"/>
76	<input type="checkbox"/>	<input checked="" type="checkbox"/>	<input checked="" type="checkbox"/>
86	<input type="checkbox"/>	<input checked="" type="checkbox"/>	<input checked="" type="checkbox"/>
96	<input type="checkbox"/>	<input checked="" type="checkbox"/>	<input checked="" type="checkbox"/>
116	<input type="checkbox"/>	<input checked="" type="checkbox"/>	<input checked="" type="checkbox"/>
136	<input type="checkbox"/>	<input checked="" type="checkbox"/>	<input checked="" type="checkbox"/>
156	<input type="checkbox"/>	<input checked="" type="checkbox"/>	<input checked="" type="checkbox"/>
176	<input type="checkbox"/>	<input checked="" type="checkbox"/>	<input checked="" type="checkbox"/>
196	<input type="checkbox"/>	<input checked="" type="checkbox"/>	<input checked="" type="checkbox"/>

- PSW-220/546x996
- PSW-210/546x996

PŁYTY DO FORM

546x996

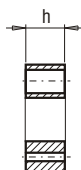
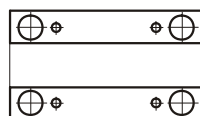
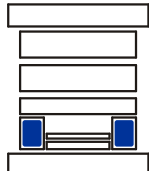
PSW-310



PSW-310/546x996

h	1.1730	1.2312
46	<input type="checkbox"/>	<input type="checkbox"/>
56	<input type="checkbox"/>	<input type="checkbox"/>
76	<input type="checkbox"/>	<input type="checkbox"/>

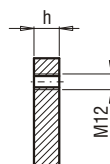
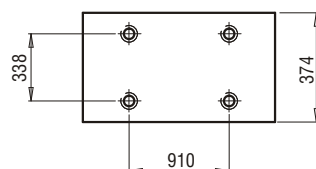
PSW-410



PSW-410/84x996

h	1.1730
96	<input type="checkbox"/>
116	<input type="checkbox"/>
136	<input type="checkbox"/>
156	<input type="checkbox"/>

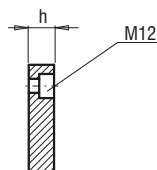
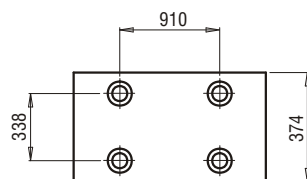
PSW-510



PSW-510/374x996

h	1.1730
27	<input type="checkbox"/>

PSW-610



PSW-610/374x996

h	1.1730	1.2312
36	<input type="checkbox"/>	<input type="checkbox"/>

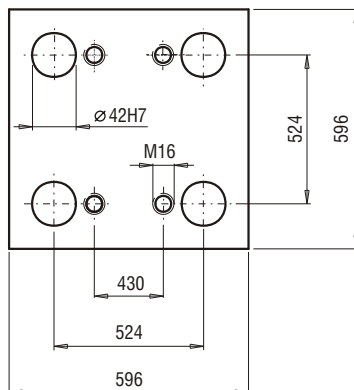
## PŁYTY DO FORM

# 596x596

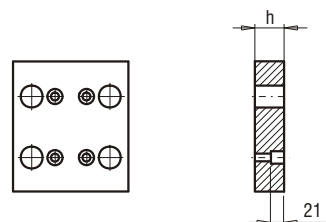
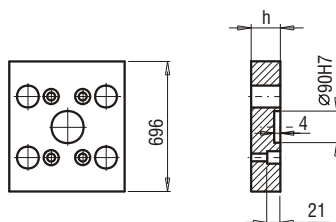
# NUMER 62

### UWAGA!

Wszystkie płyty dostępne są również w wersji bez otworów. Jesteśmy też w stanie wykonać dla Państwa niestandardowe rozmiary. W celu uzyskania dokładnych informacji, zapraszamy do kontaktu.



### PSW-130 PSW-140



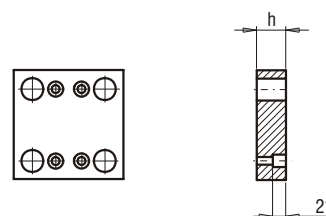
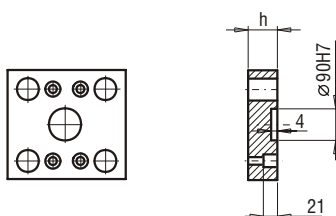
PSW-140/696x596

h	1.1730	1.2312
46	<input type="checkbox"/>	<input type="checkbox"/>
56	<input type="checkbox"/>	<input type="checkbox"/>

PSW-130/696x596

h	1.1730	1.2312
46	<input type="checkbox"/>	<input type="checkbox"/>
56	<input type="checkbox"/>	<input type="checkbox"/>

### PSW-110 PSW-120



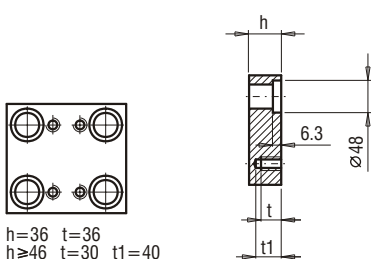
PSW-120/596x596

h	1.1730	1.2312
36	<input type="checkbox"/>	<input type="checkbox"/>
46	<input type="checkbox"/>	<input type="checkbox"/>

PSW-110/596x596

h	1.1730	1.2312
36	<input type="checkbox"/>	<input type="checkbox"/>
46	<input type="checkbox"/>	<input type="checkbox"/>

### PSW-210 PSW-220



h=36 t=36  
h≥46 t=30 t1=40

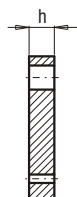
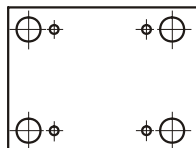
h	1.1730	1.2312	1.2311
36	<input type="checkbox"/>	<input checked="" type="checkbox"/>	<input type="checkbox"/>
46	<input type="checkbox"/>	<input checked="" type="checkbox"/>	<input type="checkbox"/>
56	<input type="checkbox"/>	<input checked="" type="checkbox"/>	<input checked="" type="checkbox"/>
66	<input type="checkbox"/>	<input checked="" type="checkbox"/>	<input checked="" type="checkbox"/>
76	<input type="checkbox"/>	<input checked="" type="checkbox"/>	<input checked="" type="checkbox"/>
86	<input type="checkbox"/>	<input checked="" type="checkbox"/>	<input checked="" type="checkbox"/>
96	<input type="checkbox"/>	<input checked="" type="checkbox"/>	<input checked="" type="checkbox"/>
116	<input type="checkbox"/>	<input checked="" type="checkbox"/>	<input checked="" type="checkbox"/>
136	<input type="checkbox"/>	<input checked="" type="checkbox"/>	<input checked="" type="checkbox"/>
156	<input type="checkbox"/>	<input checked="" type="checkbox"/>	<input checked="" type="checkbox"/>
176	<input type="checkbox"/>	<input checked="" type="checkbox"/>	<input checked="" type="checkbox"/>
196	<input type="checkbox"/>	<input checked="" type="checkbox"/>	<input checked="" type="checkbox"/>

PSW-220/596x596  
 PSW-210/596x596

## PŁYTY DO FORM

596x596

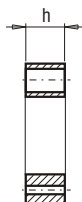
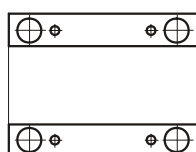
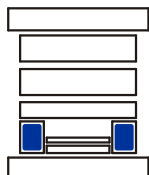
## PSW-310



PSW-310/596x596

h	1.1730	1.2312
46	<input type="checkbox"/>	<input type="checkbox"/>
56	<input type="checkbox"/>	<input type="checkbox"/>

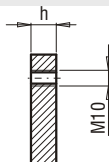
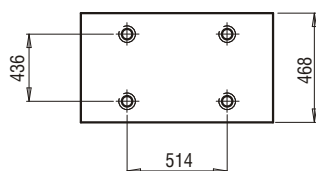
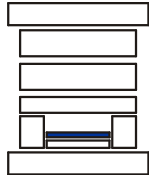
## PSW-410



PSW-410/62x596

h	1.1730
66	<input type="checkbox"/>
76	<input type="checkbox"/>
86	<input type="checkbox"/>
96	<input type="checkbox"/>
116	<input type="checkbox"/>
136	<input type="checkbox"/>

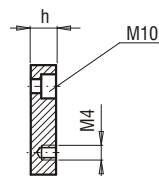
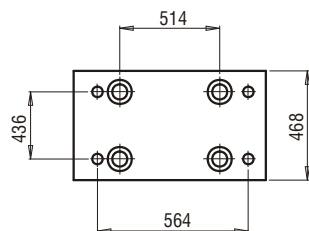
## PSW-510



PSW-510/468x596

h	1.1730
27	<input type="checkbox"/>

## PSW-610



PSW-610/468x596

h	1.1730	1.2312
36	<input type="checkbox"/>	<input type="checkbox"/>

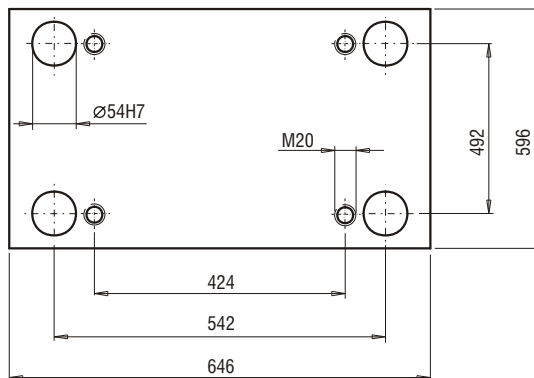
## PŁYTY DO FORM

# 596x646

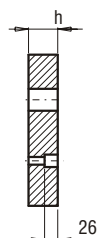
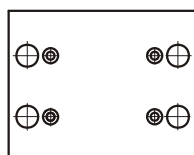
# NUMER 85

### UWAGA!

Wszystkie płyty dostępne są również w wersji bez otworów. Jesteśmy też w stanie wykonać dla Państwa niestandardowe rozmiary. W celu uzyskania dokładnych informacji, zapraszamy do kontaktu.



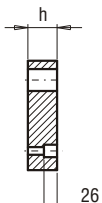
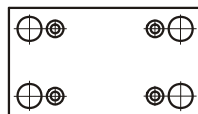
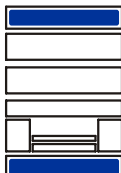
### PSW-130



h	1.1730	1.2312
56	<input type="checkbox"/>	<input type="checkbox"/>

PSW-130/696x646

### PSW-110

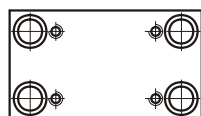
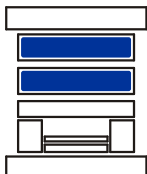


h	1.1730	1.2312
56	<input type="checkbox"/>	<input type="checkbox"/>

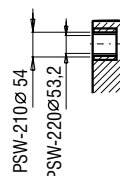
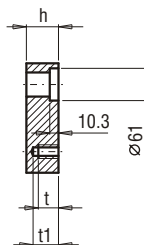
PSW-110/596x646

### PSW-210

### PSW-220



h=36 t=36  
h=46 t=46  
h≥56 t=32 t1=45



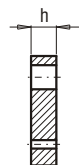
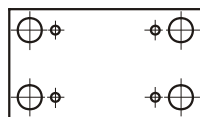
h	1.1730	1.2312	1.2311
36	<input type="checkbox"/>	<input checked="" type="checkbox"/>	<input checked="" type="checkbox"/>
46	<input type="checkbox"/>	<input checked="" type="checkbox"/>	<input checked="" type="checkbox"/>
56	<input type="checkbox"/>	<input checked="" type="checkbox"/>	<input checked="" type="checkbox"/>
66	<input type="checkbox"/>	<input checked="" type="checkbox"/>	<input checked="" type="checkbox"/>
76	<input type="checkbox"/>	<input checked="" type="checkbox"/>	<input checked="" type="checkbox"/>
86	<input type="checkbox"/>	<input checked="" type="checkbox"/>	<input checked="" type="checkbox"/>
96	<input type="checkbox"/>	<input checked="" type="checkbox"/>	<input checked="" type="checkbox"/>
116	<input type="checkbox"/>	<input checked="" type="checkbox"/>	<input checked="" type="checkbox"/>
136	<input type="checkbox"/>	<input checked="" type="checkbox"/>	<input checked="" type="checkbox"/>
156	<input type="checkbox"/>	<input checked="" type="checkbox"/>	<input checked="" type="checkbox"/>
176	<input type="checkbox"/>	<input checked="" type="checkbox"/>	<input checked="" type="checkbox"/>
196	<input type="checkbox"/>	<input checked="" type="checkbox"/>	<input checked="" type="checkbox"/>

- PSW-220/596x646
- PSW-210/596x646

## PŁYTY DO FORM

596x646

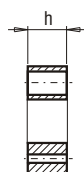
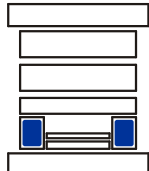
## PSW-310



PSW-310/596x646

h	1.1730	1.2312
46	<input type="checkbox"/>	<input type="checkbox"/>
56	<input type="checkbox"/>	<input type="checkbox"/>
76	<input type="checkbox"/>	<input type="checkbox"/>

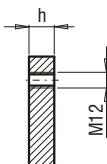
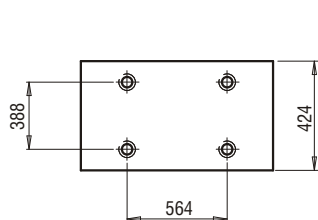
## PSW-410



PSW-410/84x646

h	1.1730
96	<input type="checkbox"/>
116	<input type="checkbox"/>
136	<input type="checkbox"/>
156	<input type="checkbox"/>

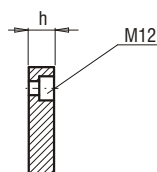
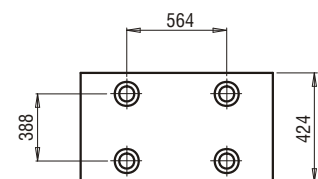
## PSW-510



PSW-510/424x646

h	1.1730
27	<input type="checkbox"/>

## PSW-610



PSW-610/424x646

h	1.1730	1.2312
36	<input type="checkbox"/>	<input type="checkbox"/>



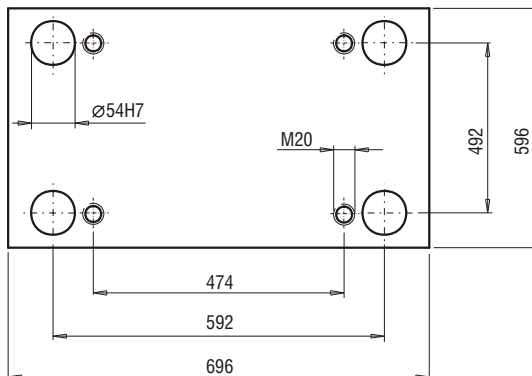
## PŁYTY DO FORM

# 596x696

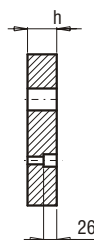
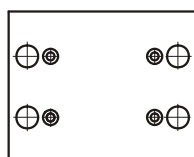
# NUMER 63

### UWAGA!

Wszystkie płyty dostępne są również w wersji bez otworów. Jesteśmy też w stanie wykonać dla Państwa niestandardowe rozmiary. W celu uzyskania dokładnych informacji, zapraszamy do kontaktu.



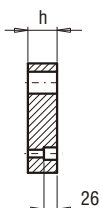
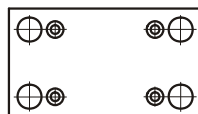
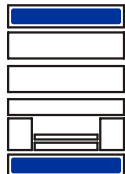
### PSW-130



h	1.1730	1.2312
56	<input type="checkbox"/>	<input type="checkbox"/>

PSW-130/696x696

### PSW-110

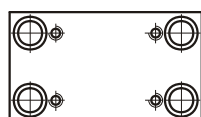
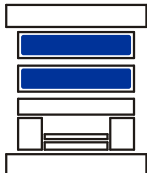


h	1.1730	1.2312
56	<input type="checkbox"/>	<input type="checkbox"/>

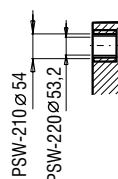
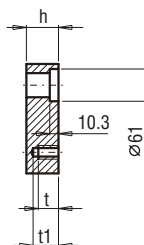
PSW-110/596x696

### PSW-210

### PSW-220



$h \geq 56$   $t = 32$   $t_1 = 45$



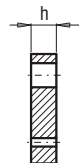
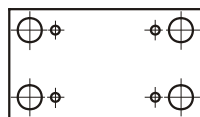
h	1.1730	1.2312	1.2311
46	<input type="checkbox"/>	<input checked="" type="checkbox"/>	<input checked="" type="checkbox"/>
56	<input type="checkbox"/>	<input checked="" type="checkbox"/>	<input checked="" type="checkbox"/>
66	<input type="checkbox"/>	<input checked="" type="checkbox"/>	<input checked="" type="checkbox"/>
76	<input type="checkbox"/>	<input checked="" type="checkbox"/>	<input checked="" type="checkbox"/>
86	<input type="checkbox"/>	<input checked="" type="checkbox"/>	<input checked="" type="checkbox"/>
96	<input type="checkbox"/>	<input checked="" type="checkbox"/>	<input checked="" type="checkbox"/>
116	<input type="checkbox"/>	<input checked="" type="checkbox"/>	<input checked="" type="checkbox"/>
136	<input type="checkbox"/>	<input checked="" type="checkbox"/>	<input checked="" type="checkbox"/>
156	<input type="checkbox"/>	<input checked="" type="checkbox"/>	<input checked="" type="checkbox"/>
176	<input type="checkbox"/>	<input checked="" type="checkbox"/>	<input checked="" type="checkbox"/>
196	<input type="checkbox"/>	<input checked="" type="checkbox"/>	<input checked="" type="checkbox"/>

- PSW-220/596x696
- PSW-210/596x696

PŁYTY DO FORM

596x696

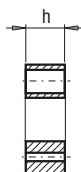
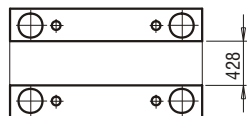
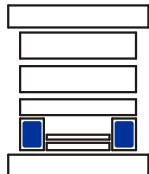
PSW-310



PSW-310/596x696

h	1.1730	1.2312
46	<input type="checkbox"/>	<input type="checkbox"/>
56	<input type="checkbox"/>	<input type="checkbox"/>
76	<input type="checkbox"/>	<input type="checkbox"/>

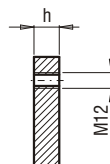
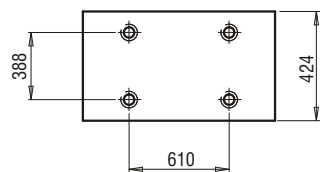
PSW-410



PSW-410/84x696

h	1.1730
96	<input type="checkbox"/>
116	<input type="checkbox"/>
136	<input type="checkbox"/>
156	<input type="checkbox"/>

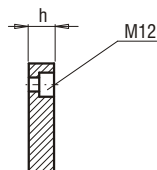
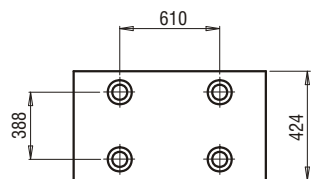
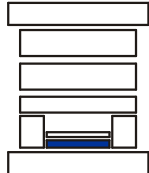
PSW-510



PSW-510/424x696

h	1.1730
27	<input type="checkbox"/>

PSW-610



PSW-610/424x696

h	1.1730	1.2312
36	<input type="checkbox"/>	<input type="checkbox"/>

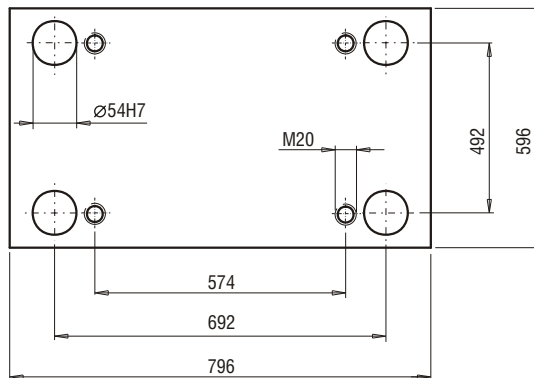
**PŁYTY DO FORM**

**596x796**

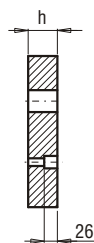
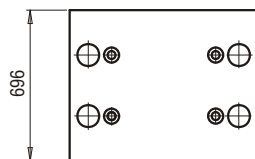
**NUMER 64**

**UWAGA!**

Wszystkie płyty dostępne są również w wersji bez otworów. Jesteśmy też w stanie wykonać dla Państwa niestandardowe rozmiary. W celu uzyskania dokładnych informacji, zapraszamy do kontaktu.



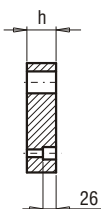
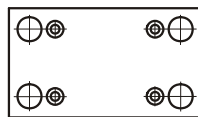
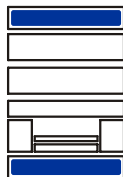
**PSW-130**



h	1.1730	1.2312
56	<input type="checkbox"/>	<input type="checkbox"/>

PSW-130/696x796

**PSW-110**

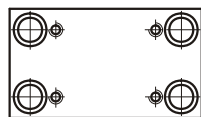


h	1.1730	1.2312
56	<input type="checkbox"/>	<input type="checkbox"/>

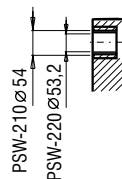
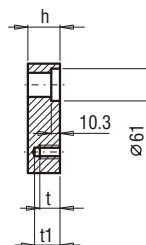
PSW-110/596x796

**PSW-210**

**PSW-220**



h=46 t=46  
h>=56 t=32 t1=45



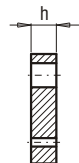
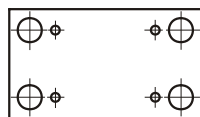
h	1.1730	1.2312	1.2311
46	<input type="checkbox"/>	<input checked="" type="checkbox"/>	<input checked="" type="checkbox"/>
56	<input type="checkbox"/>	<input checked="" type="checkbox"/>	<input checked="" type="checkbox"/>
66	<input type="checkbox"/>	<input checked="" type="checkbox"/>	<input checked="" type="checkbox"/>
76	<input type="checkbox"/>	<input checked="" type="checkbox"/>	<input checked="" type="checkbox"/>
86	<input type="checkbox"/>	<input checked="" type="checkbox"/>	<input checked="" type="checkbox"/>
96	<input type="checkbox"/>	<input checked="" type="checkbox"/>	<input checked="" type="checkbox"/>
116	<input type="checkbox"/>	<input checked="" type="checkbox"/>	<input checked="" type="checkbox"/>
136	<input type="checkbox"/>	<input checked="" type="checkbox"/>	<input checked="" type="checkbox"/>
156	<input type="checkbox"/>	<input checked="" type="checkbox"/>	<input checked="" type="checkbox"/>
176	<input type="checkbox"/>	<input checked="" type="checkbox"/>	<input checked="" type="checkbox"/>
196	<input type="checkbox"/>	<input checked="" type="checkbox"/>	<input checked="" type="checkbox"/>

PSW-220/596x796  
 PSW-210/596x796

## PŁYTY DO FORM

596x796

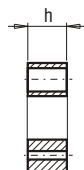
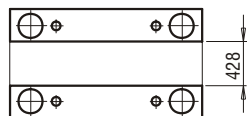
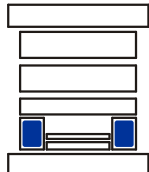
## PSW-310



PSW-310/596x796

h	1.1730	1.2312
46	<input type="checkbox"/>	<input type="checkbox"/>
56	<input type="checkbox"/>	<input type="checkbox"/>
76	<input type="checkbox"/>	<input type="checkbox"/>

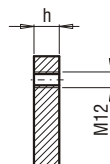
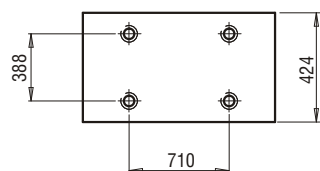
## PSW-410



PSW-410/84x796

h	1.1730
96	<input type="checkbox"/>
116	<input type="checkbox"/>
136	<input type="checkbox"/>
156	<input type="checkbox"/>

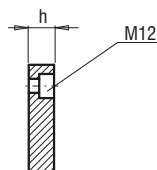
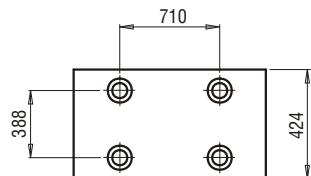
## PSW-510



PSW-510/424x796

h	1.1730
27	<input type="checkbox"/>

## PSW-610



PSW-610/424x796

h	1.1730	1.2312
36	<input type="checkbox"/>	<input type="checkbox"/>

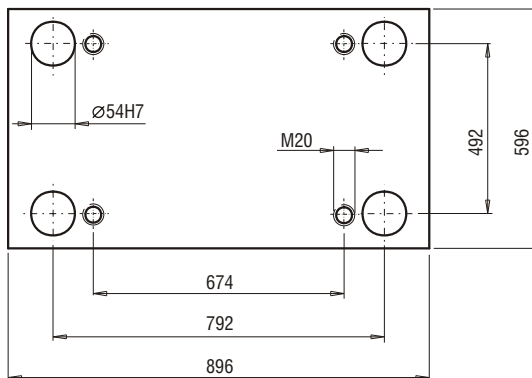
## PŁYTY DO FORM

# 596x896

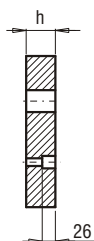
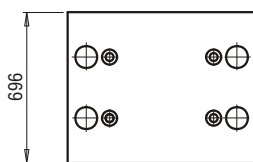
# NUMER 65

### UWAGA!

Wszystkie płyty dostępne są również w wersji bez otworów. Jesteśmy też w stanie wykonać dla Państwa niestandardowe rozmiary. W celu uzyskania dokładnych informacji, zapraszamy do kontaktu.



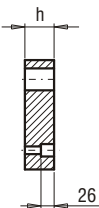
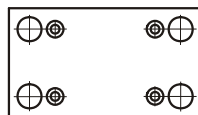
### PSW-130



h	1.1730	1.2312
56	<input type="checkbox"/>	<input type="checkbox"/>

PSW-130/696x896

### PSW-110

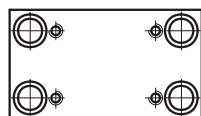
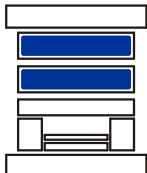


h	1.1730	1.2312
56	<input type="checkbox"/>	<input type="checkbox"/>

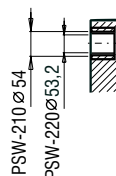
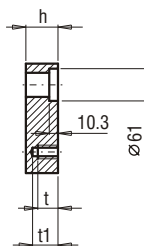
PSW-110/596x896

### PSW-210

### PSW-220



h=46 t=46  
h≥56 t=32 t1=45



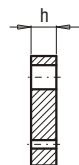
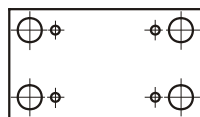
h	1.1730	1.2312	1.2311
46	<input type="checkbox"/>	<input checked="" type="checkbox"/>	<input checked="" type="checkbox"/>
56	<input type="checkbox"/>	<input checked="" type="checkbox"/>	<input checked="" type="checkbox"/>
66	<input type="checkbox"/>	<input checked="" type="checkbox"/>	<input checked="" type="checkbox"/>
76	<input type="checkbox"/>	<input checked="" type="checkbox"/>	<input checked="" type="checkbox"/>
86	<input type="checkbox"/>	<input checked="" type="checkbox"/>	<input checked="" type="checkbox"/>
96	<input type="checkbox"/>	<input checked="" type="checkbox"/>	<input checked="" type="checkbox"/>
116	<input type="checkbox"/>	<input checked="" type="checkbox"/>	<input checked="" type="checkbox"/>
136	<input type="checkbox"/>	<input checked="" type="checkbox"/>	<input checked="" type="checkbox"/>
156	<input type="checkbox"/>	<input checked="" type="checkbox"/>	<input checked="" type="checkbox"/>
176	<input type="checkbox"/>	<input checked="" type="checkbox"/>	<input checked="" type="checkbox"/>
196	<input type="checkbox"/>	<input checked="" type="checkbox"/>	<input checked="" type="checkbox"/>

PSW-220/596x896  
 PSW-210/596x896

## PŁYTY DO FORM

596x896

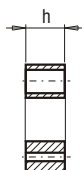
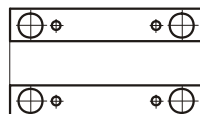
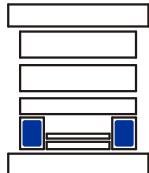
## PSW-310



PSW-310/596x896

h	1.1730	1.2312
46	<input type="checkbox"/>	<input type="checkbox"/>
56	<input type="checkbox"/>	<input type="checkbox"/>
76	<input type="checkbox"/>	<input type="checkbox"/>

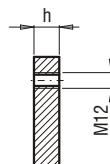
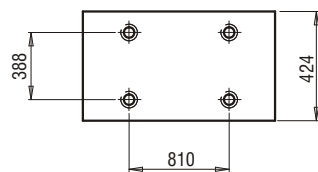
## PSW-410



PSW-410/84x896

h	1.1730
96	<input type="checkbox"/>
116	<input type="checkbox"/>
136	<input type="checkbox"/>
156	<input type="checkbox"/>

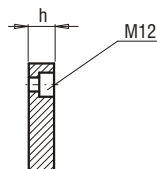
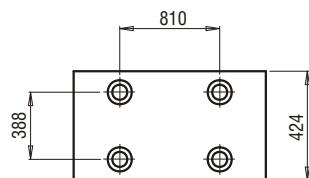
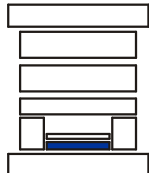
## PSW-510



PSW-510/424x896

h	1.1730
27	<input type="checkbox"/>

## PSW-610



PSW-610/424x896

h	1.1730	1.2312
36	<input type="checkbox"/>	<input type="checkbox"/>

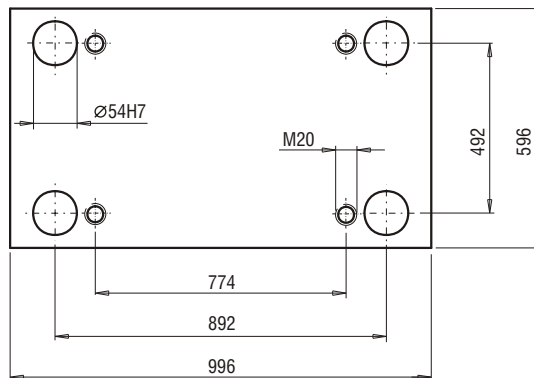
## PŁYTY DO FORM

# 596x996

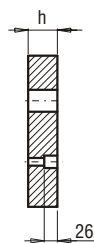
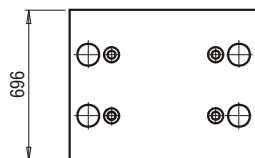
# NUMER 66

### UWAGA!

Wszystkie płyty dostępne są również w wersji bez otworów. Jesteśmy też w stanie wykonać dla Państwa niestandardowe rozmiary. W celu uzyskania dokładnych informacji, zapraszamy do kontaktu.



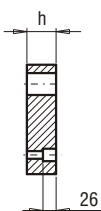
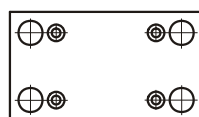
### PSW-130



h	1.1730	1.2312
56	<input type="checkbox"/>	<input type="checkbox"/>

PSW-130/696x996

### PSW-110

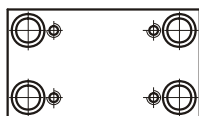
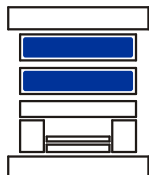


h	1.1730	1.2312
56	<input type="checkbox"/>	<input type="checkbox"/>

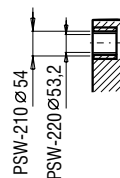
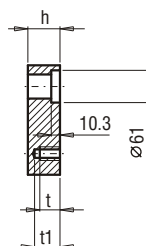
PSW-110/596x996

### PSW-210

### PSW-220



h=46 t=46  
h≥56 t=32 t1=45



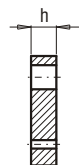
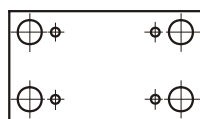
h	1.1730	1.2312	1.2311
46	<input type="checkbox"/>	<input checked="" type="checkbox"/>	<input checked="" type="checkbox"/>
56	<input type="checkbox"/>	<input checked="" type="checkbox"/>	<input checked="" type="checkbox"/>
66	<input type="checkbox"/>	<input checked="" type="checkbox"/>	<input checked="" type="checkbox"/>
76	<input type="checkbox"/>	<input checked="" type="checkbox"/>	<input checked="" type="checkbox"/>
86	<input type="checkbox"/>	<input checked="" type="checkbox"/>	<input checked="" type="checkbox"/>
96	<input type="checkbox"/>	<input checked="" type="checkbox"/>	<input checked="" type="checkbox"/>
116	<input type="checkbox"/>	<input checked="" type="checkbox"/>	<input checked="" type="checkbox"/>
136	<input type="checkbox"/>	<input checked="" type="checkbox"/>	<input checked="" type="checkbox"/>
156	<input type="checkbox"/>	<input checked="" type="checkbox"/>	<input checked="" type="checkbox"/>
176	<input type="checkbox"/>	<input checked="" type="checkbox"/>	<input checked="" type="checkbox"/>
196	<input type="checkbox"/>	<input checked="" type="checkbox"/>	<input checked="" type="checkbox"/>

- PSW-220/596x996
- PSW-210/596x996

## PŁYTY DO FORM

596x996

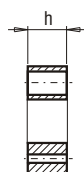
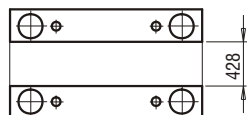
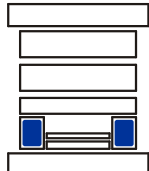
## PSW-310



PSW-310/596x996

h	1.1730	1.2312
46	<input type="checkbox"/>	<input type="checkbox"/>
56	<input type="checkbox"/>	<input type="checkbox"/>
76	<input type="checkbox"/>	<input type="checkbox"/>

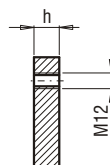
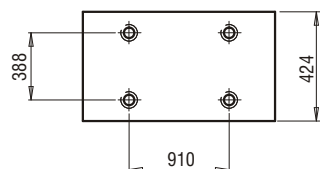
## PSW-410



PSW-410/84x996

h	1.1730
96	<input type="checkbox"/>
116	<input type="checkbox"/>
136	<input type="checkbox"/>
156	<input type="checkbox"/>

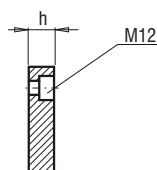
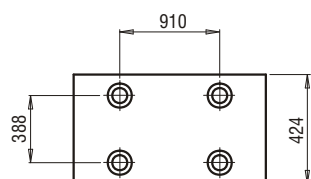
## PSW-510



PSW-510/424x996

h	1.1730
27	<input type="checkbox"/>

## PSW-610



PSW-610/424x996

h	1.1730	1.2312
36	<input type="checkbox"/>	<input type="checkbox"/>



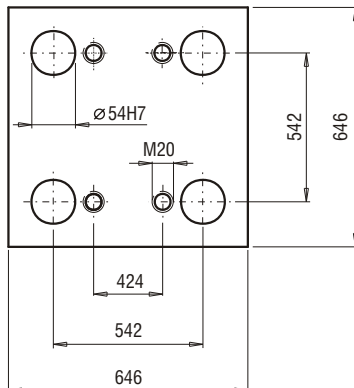
## PŁYTY DO FORM

# 646x646

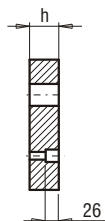
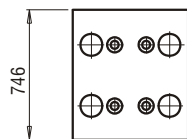
# NUMER 86

### UWAGA!

Wszystkie płyty dostępne są również w wersji bez otworów. Jesteśmy też w stanie wykonać dla Państwa niestandardowe rozmiary. W celu uzyskania dokładnych informacji, zapraszamy do kontaktu.



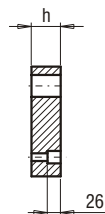
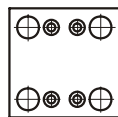
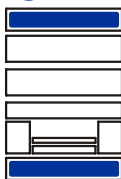
### PSW-130



h	1.1730	1.2312
56	<input type="checkbox"/>	<input type="checkbox"/>

PSW-130/746x646

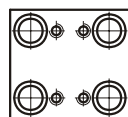
### PSW-110



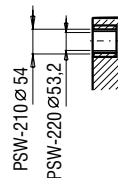
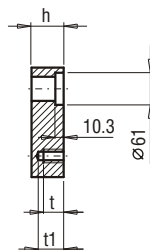
h	1.1730	1.2312
56	<input type="checkbox"/>	<input type="checkbox"/>

PSW-110/646x646

### PSW-210 PSW-220



h=46 t=46  
h≥56 t=32 t1=45



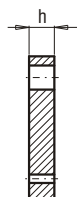
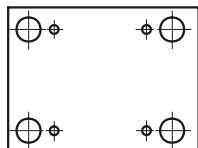
h	1.1730	1.2312	1.2311
46	<input type="checkbox"/>	<input checked="" type="checkbox"/>	<input checked="" type="checkbox"/>
56	<input type="checkbox"/>	<input checked="" type="checkbox"/>	<input checked="" type="checkbox"/>
66	<input type="checkbox"/>	<input checked="" type="checkbox"/>	<input checked="" type="checkbox"/>
76	<input type="checkbox"/>	<input checked="" type="checkbox"/>	<input checked="" type="checkbox"/>
86	<input type="checkbox"/>	<input checked="" type="checkbox"/>	<input checked="" type="checkbox"/>
96	<input type="checkbox"/>	<input checked="" type="checkbox"/>	<input checked="" type="checkbox"/>
116	<input type="checkbox"/>	<input checked="" type="checkbox"/>	<input checked="" type="checkbox"/>
136	<input type="checkbox"/>	<input checked="" type="checkbox"/>	<input checked="" type="checkbox"/>
156	<input type="checkbox"/>	<input checked="" type="checkbox"/>	<input checked="" type="checkbox"/>
176	<input type="checkbox"/>	<input checked="" type="checkbox"/>	<input checked="" type="checkbox"/>
196	<input type="checkbox"/>	<input checked="" type="checkbox"/>	<input checked="" type="checkbox"/>

- PSW-220/646x646
- PSW-210/646x646

## PŁYTY DO FORM

646x646

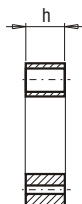
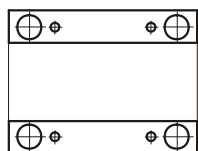
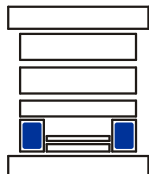
## PSW-310



PSW-310/646x646

h	1.1730	1.2312
46	<input type="checkbox"/>	<input type="checkbox"/>
56	<input type="checkbox"/>	<input type="checkbox"/>
76	<input type="checkbox"/>	<input type="checkbox"/>

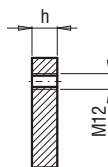
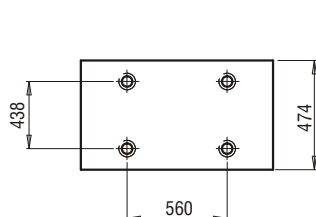
## PSW-410



PSW-410/84x646

h	1.1730
96	<input type="checkbox"/>
116	<input type="checkbox"/>
136	<input type="checkbox"/>
156	<input type="checkbox"/>

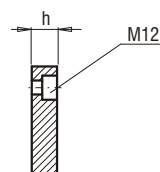
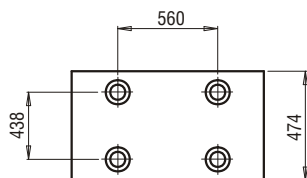
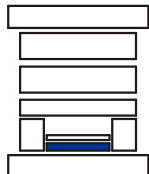
## PSW-510



PSW-510/424x646

h	1.1730
27	<input type="checkbox"/>

## PSW-610



PSW-610/474x646

h	1.1730	1.2312
36	<input type="checkbox"/>	<input type="checkbox"/>

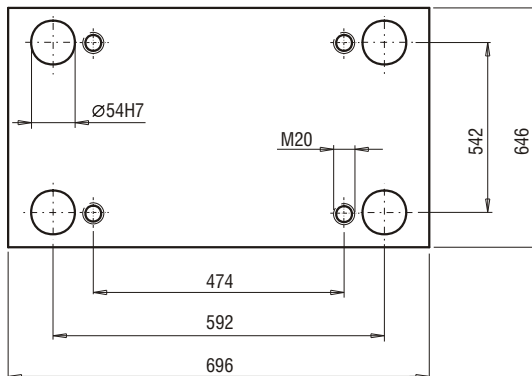
## PŁYTY DO FORM

# 646x696

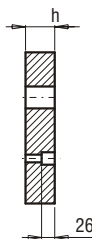
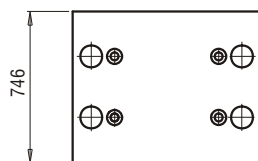
# NUMER 87

### UWAGA!

Wszystkie płyty dostępne są również w wersji bez otworów. Jesteśmy też w stanie wykonać dla Państwa niestandardowe rozmiary. W celu uzyskania dokładnych informacji, zapraszamy do kontaktu.



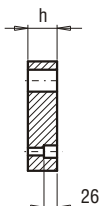
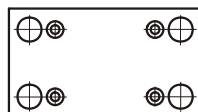
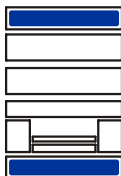
### PSW-130



h	1.1730	1.2312
56	<input type="checkbox"/>	<input type="checkbox"/>

PSW-130/746x696

### PSW-110

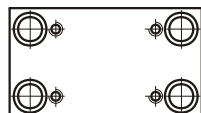
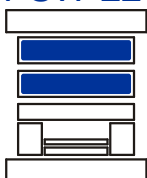


h	1.1730	1.2312
56	<input type="checkbox"/>	<input type="checkbox"/>

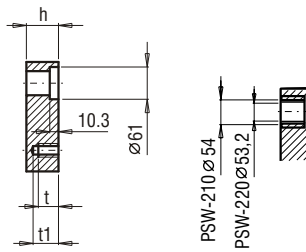
PSW-110/646x696

### PSW-210

### PSW-220



h=46 t=46  
h≥56 t=32 t1=45



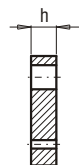
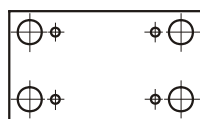
h	1.1730	1.2312	1.2311
46	<input type="checkbox"/>	<input checked="" type="checkbox"/>	<input checked="" type="checkbox"/>
56	<input type="checkbox"/>	<input checked="" type="checkbox"/>	<input checked="" type="checkbox"/>
66	<input type="checkbox"/>	<input checked="" type="checkbox"/>	<input checked="" type="checkbox"/>
76	<input type="checkbox"/>	<input checked="" type="checkbox"/>	<input checked="" type="checkbox"/>
86	<input type="checkbox"/>	<input checked="" type="checkbox"/>	<input checked="" type="checkbox"/>
96	<input type="checkbox"/>	<input checked="" type="checkbox"/>	<input checked="" type="checkbox"/>
116	<input type="checkbox"/>	<input checked="" type="checkbox"/>	<input checked="" type="checkbox"/>
136	<input type="checkbox"/>	<input checked="" type="checkbox"/>	<input checked="" type="checkbox"/>
156	<input type="checkbox"/>	<input checked="" type="checkbox"/>	<input checked="" type="checkbox"/>
176	<input type="checkbox"/>	<input checked="" type="checkbox"/>	<input checked="" type="checkbox"/>
196	<input type="checkbox"/>	<input checked="" type="checkbox"/>	<input checked="" type="checkbox"/>

- PSW-220/646x696
- PSW-210/646x696

## PŁYTY DO FORM

646x696

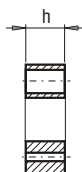
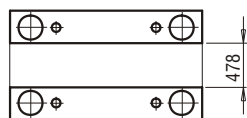
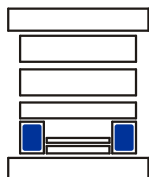
## PSW-310



PSW-310/646x696

h	1.1730	1.2312
46	<input type="checkbox"/>	<input type="checkbox"/>
56	<input type="checkbox"/>	<input type="checkbox"/>
76	<input type="checkbox"/>	<input type="checkbox"/>

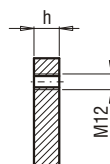
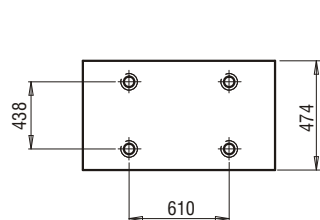
## PSW-410



PSW-410/84x696

h	1.1730
96	<input type="checkbox"/>
116	<input type="checkbox"/>
136	<input type="checkbox"/>
156	<input type="checkbox"/>

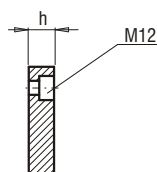
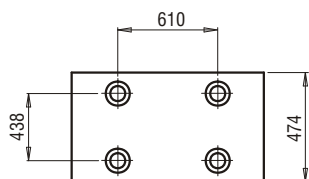
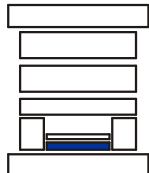
## PSW-510



PSW-510/474x696

h	1.1730
27	<input type="checkbox"/>

## PSW-610



PSW-610/474x696

h	1.1730	1.2312
36	<input type="checkbox"/>	<input type="checkbox"/>

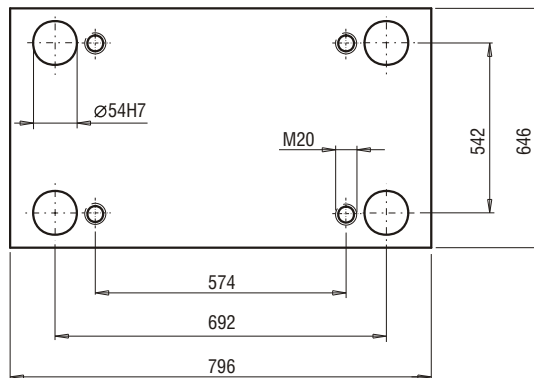
## PŁYTY DO FORM

# 646x796

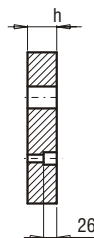
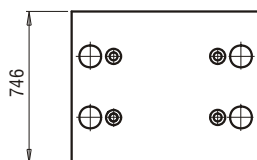
# NUMER 88

### UWAGA!

Wszystkie płyty dostępne są również w wersji bez otworów. Jesteśmy też w stanie wykonać dla Państwa niestandardowe rozmiary. W celu uzyskania dokładnych informacji, zapraszamy do kontaktu.



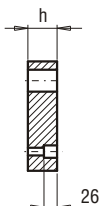
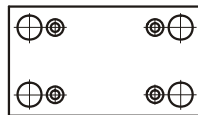
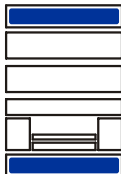
### PSW-130



h	1.1730	1.2312
56	<input type="checkbox"/>	<input type="checkbox"/>

PSW-130/746x796

### PSW-110

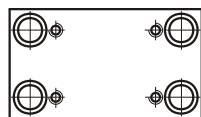
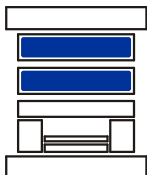


h	1.1730	1.2312
56	<input type="checkbox"/>	<input type="checkbox"/>

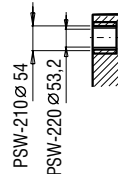
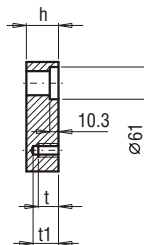
PSW-110/646x796

### PSW-210

### PSW-220



h=46 t=46  
h≥56 t=32 t1=45



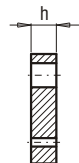
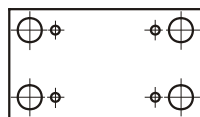
h	1.1730	1.2312	1.2311
46	<input type="checkbox"/>	<input checked="" type="checkbox"/>	<input checked="" type="checkbox"/>
56	<input type="checkbox"/>	<input checked="" type="checkbox"/>	<input checked="" type="checkbox"/>
66	<input type="checkbox"/>	<input checked="" type="checkbox"/>	<input checked="" type="checkbox"/>
76	<input type="checkbox"/>	<input checked="" type="checkbox"/>	<input checked="" type="checkbox"/>
86	<input type="checkbox"/>	<input checked="" type="checkbox"/>	<input checked="" type="checkbox"/>
96	<input type="checkbox"/>	<input checked="" type="checkbox"/>	<input checked="" type="checkbox"/>
116	<input type="checkbox"/>	<input checked="" type="checkbox"/>	<input checked="" type="checkbox"/>
136	<input type="checkbox"/>	<input checked="" type="checkbox"/>	<input checked="" type="checkbox"/>
156	<input type="checkbox"/>	<input checked="" type="checkbox"/>	<input checked="" type="checkbox"/>
176	<input type="checkbox"/>	<input checked="" type="checkbox"/>	<input checked="" type="checkbox"/>
196	<input type="checkbox"/>	<input checked="" type="checkbox"/>	<input checked="" type="checkbox"/>

- PSW-220/646x796
- PSW-210/646x796

## PŁYTY DO FORM

646x796

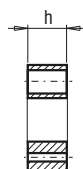
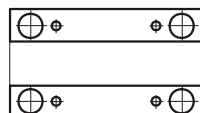
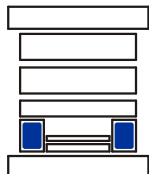
## PSW-310



PSW-310/646x796

h	1.1730	1.2312
46	<input type="checkbox"/>	<input type="checkbox"/>
56	<input type="checkbox"/>	<input type="checkbox"/>
76	<input type="checkbox"/>	<input type="checkbox"/>

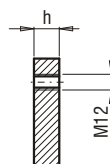
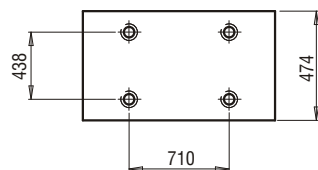
## PSW-410



PSW-410/84x796

h	1.1730
96	<input type="checkbox"/>
116	<input type="checkbox"/>
136	<input type="checkbox"/>
156	<input type="checkbox"/>

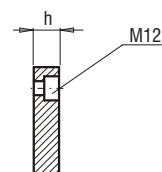
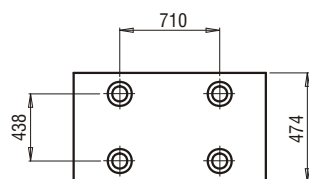
## PSW-510



PSW-510/474x796

h	1.1730
27	<input type="checkbox"/>

## PSW-610



PSW-610/474x796

h	1.1730	1.2312
36	<input type="checkbox"/>	<input type="checkbox"/>

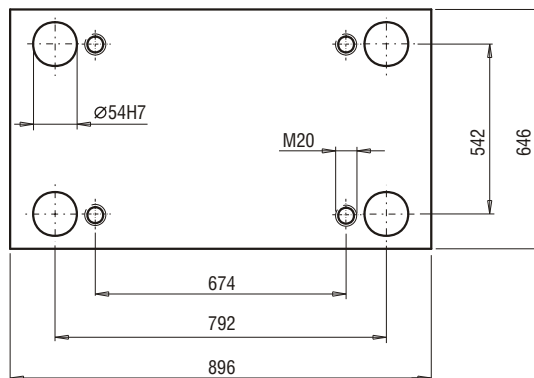
**PŁYTY DO FORM**

**646x896**

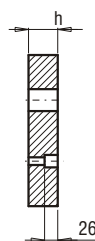
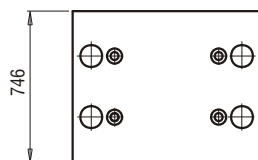
**89**

**UWAGA!**

Wszystkie płyty dostępne są również w wersji bez otworów. Jesteśmy też w stanie wykonać dla Państwa niestandardowe rozmiary. W celu uzyskania dokładnych informacji, zapraszamy do kontaktu.



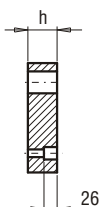
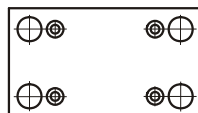
**PSW-130**



h	1.1730	1.2312
56	<input type="checkbox"/>	<input type="checkbox"/>

PSW-130/746x896

**PSW-110**

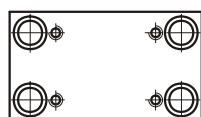


h	1.1730	1.2312
56	<input type="checkbox"/>	<input type="checkbox"/>

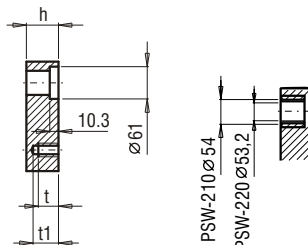
PSW-110/646x896

**PSW-210**

**PSW-220**



h=46 t=46  
h≥56 t=32 t1=45



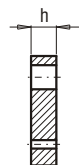
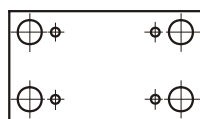
h	1.1730	1.2312	1.2311
46	<input type="checkbox"/>	<input checked="" type="checkbox"/>	<input checked="" type="checkbox"/>
56	<input type="checkbox"/>	<input checked="" type="checkbox"/>	<input checked="" type="checkbox"/>
66	<input type="checkbox"/>	<input checked="" type="checkbox"/>	<input checked="" type="checkbox"/>
76	<input type="checkbox"/>	<input checked="" type="checkbox"/>	<input checked="" type="checkbox"/>
86	<input type="checkbox"/>	<input checked="" type="checkbox"/>	<input checked="" type="checkbox"/>
96	<input type="checkbox"/>	<input checked="" type="checkbox"/>	<input checked="" type="checkbox"/>
116	<input type="checkbox"/>	<input checked="" type="checkbox"/>	<input checked="" type="checkbox"/>
136	<input type="checkbox"/>	<input checked="" type="checkbox"/>	<input checked="" type="checkbox"/>
156	<input type="checkbox"/>	<input checked="" type="checkbox"/>	<input checked="" type="checkbox"/>
176	<input type="checkbox"/>	<input checked="" type="checkbox"/>	<input checked="" type="checkbox"/>
196	<input type="checkbox"/>	<input checked="" type="checkbox"/>	<input checked="" type="checkbox"/>

- PSW-220/646x896
- PSW-210/646x896

## PŁYTY DO FORM

646x896

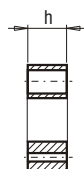
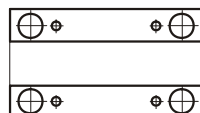
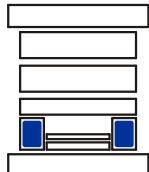
## PSW-310



PSW-310/646x896

h	1.1730	1.2312
46	<input type="checkbox"/>	<input type="checkbox"/>
56	<input type="checkbox"/>	<input type="checkbox"/>
76	<input type="checkbox"/>	<input type="checkbox"/>

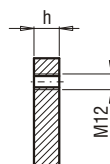
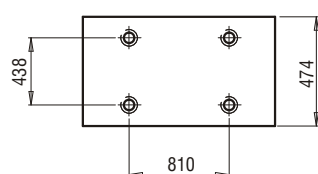
## PSW-410



PSW-410/84x896

h	1.1730
96	<input type="checkbox"/>
116	<input type="checkbox"/>
136	<input type="checkbox"/>
156	<input type="checkbox"/>

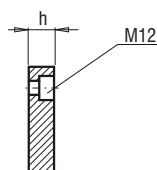
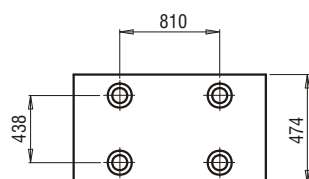
## PSW-510



PSW-510/474x896

h	1.1730
27	<input type="checkbox"/>

## PSW-610



PSW-610/474x896

h	1.1730	1.2312
36	<input type="checkbox"/>	<input type="checkbox"/>



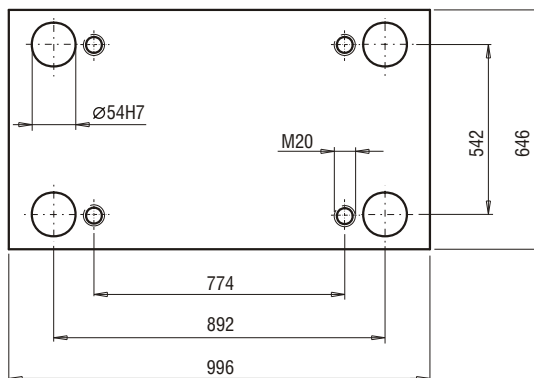
**PŁYTY DO FORM**

**646x996**

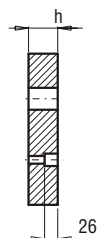
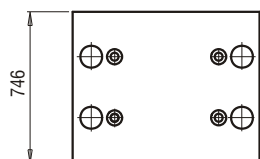
**NUMER 90**

**UWAGA!**

Wszystkie płyty dostępne są również w wersji bez otworów. Jesteśmy też w stanie wykonać dla Państwa niestandardowe rozmiary. W celu uzyskania dokładnych informacji, zapraszamy do kontaktu.



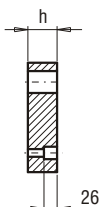
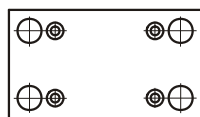
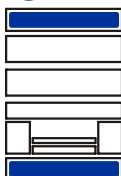
**PSW-130**



h	1.1730	1.2312
56	<input type="checkbox"/>	<input type="checkbox"/>

PSW-130/746x996

**PSW-110**

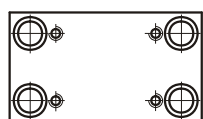
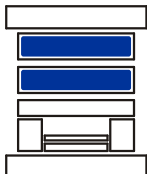


h	1.1730	1.2312
56	<input type="checkbox"/>	<input type="checkbox"/>

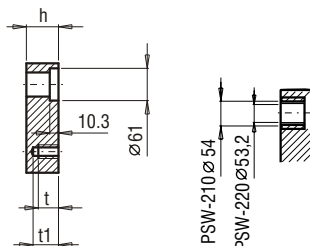
PSW-110/646x996

**PSW-210**

**PSW-220**



h=46 t=46  
h≥56 t=32 t1=45



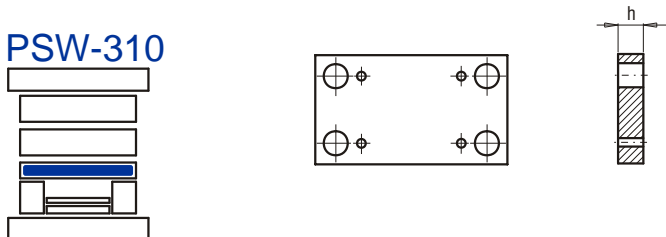
h	1.1730	1.2312	1.2311
46	<input type="checkbox"/>	<input checked="" type="checkbox"/>	<input checked="" type="checkbox"/>
56	<input type="checkbox"/>	<input checked="" type="checkbox"/>	<input checked="" type="checkbox"/>
66	<input type="checkbox"/>	<input checked="" type="checkbox"/>	<input checked="" type="checkbox"/>
76	<input type="checkbox"/>	<input checked="" type="checkbox"/>	<input checked="" type="checkbox"/>
86	<input type="checkbox"/>	<input checked="" type="checkbox"/>	<input checked="" type="checkbox"/>
96	<input type="checkbox"/>	<input checked="" type="checkbox"/>	<input checked="" type="checkbox"/>
116	<input type="checkbox"/>	<input checked="" type="checkbox"/>	<input checked="" type="checkbox"/>
136	<input type="checkbox"/>	<input checked="" type="checkbox"/>	<input checked="" type="checkbox"/>
156	<input type="checkbox"/>	<input checked="" type="checkbox"/>	<input checked="" type="checkbox"/>
176	<input type="checkbox"/>	<input checked="" type="checkbox"/>	<input checked="" type="checkbox"/>
196	<input type="checkbox"/>	<input checked="" type="checkbox"/>	<input checked="" type="checkbox"/>

PSW-220/646x996  
 PSW-210/646x996

PLYTY DO FORM

646x996

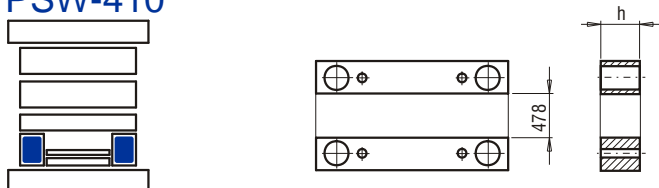
PSW-310



PSW-310/646x996

h	1.1730	1.2312
46	<input type="checkbox"/>	<input type="checkbox"/>
56	<input type="checkbox"/>	<input type="checkbox"/>
76	<input type="checkbox"/>	<input type="checkbox"/>

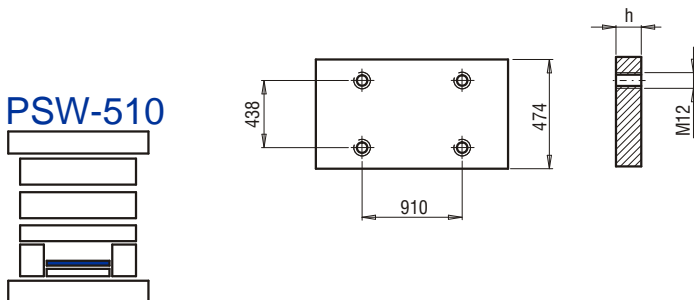
PSW-410



PSW-410/84x996

h	1.1730
96	<input type="checkbox"/>
116	<input type="checkbox"/>
136	<input type="checkbox"/>
156	<input type="checkbox"/>

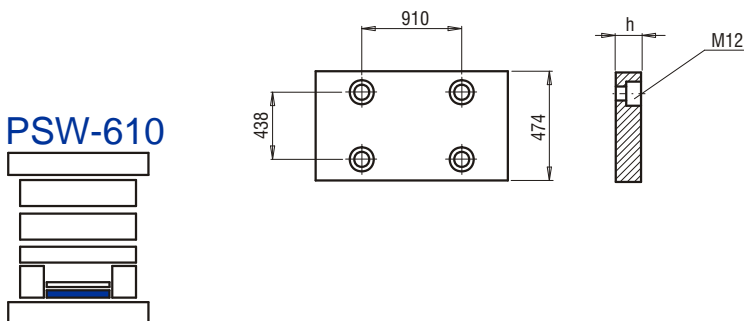
PSW-510



PSW-510/474x996

h	1.1730
27	<input type="checkbox"/>

PSW-610



PSW-610/474x996

h	1.1730	1.2312
36	<input type="checkbox"/>	<input type="checkbox"/>

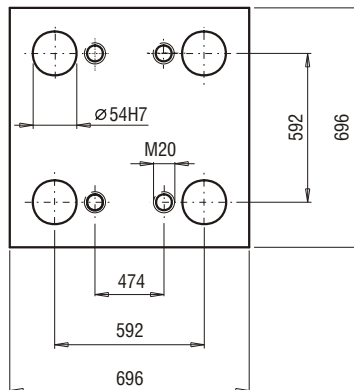
## PŁYTY DO FORM

# 696x696

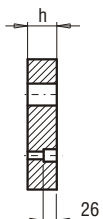
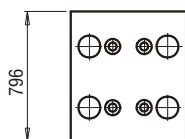
# NUMER 67

### UWAGA!

Wszystkie płyty dostępne są również w wersji bez otworów. Jesteśmy też w stanie wykonać dla Państwa niestandardowe rozmiary. W celu uzyskania dokładnych informacji, zapraszamy do kontaktu.



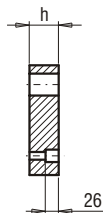
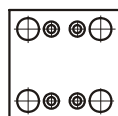
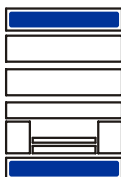
### PSW-130



h	1.1730	1.2312
76	<input type="checkbox"/>	<input type="checkbox"/>

PSW-130/796x696

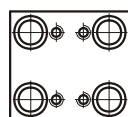
### PSW-110



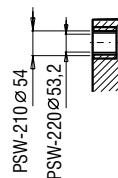
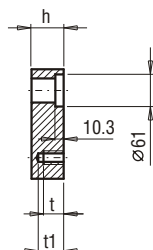
h	1.1730	1.2312
56	<input type="checkbox"/>	<input type="checkbox"/>

PSW-110/696x696

### PSW-210 PSW-220



h=46 t=46  
h≥56 t=32 t1=45



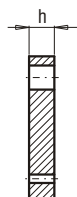
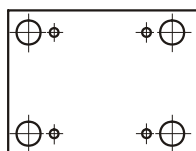
h	1.1730	1.2312	1.2311
46	<input type="checkbox"/>	<input checked="" type="checkbox"/>	<input checked="" type="checkbox"/>
56	<input type="checkbox"/>	<input checked="" type="checkbox"/>	<input checked="" type="checkbox"/>
66	<input type="checkbox"/>	<input checked="" type="checkbox"/>	<input checked="" type="checkbox"/>
76	<input type="checkbox"/>	<input checked="" type="checkbox"/>	<input checked="" type="checkbox"/>
86	<input type="checkbox"/>	<input checked="" type="checkbox"/>	<input checked="" type="checkbox"/>
96	<input type="checkbox"/>	<input checked="" type="checkbox"/>	<input checked="" type="checkbox"/>
116	<input type="checkbox"/>	<input checked="" type="checkbox"/>	<input checked="" type="checkbox"/>
136	<input type="checkbox"/>	<input checked="" type="checkbox"/>	<input checked="" type="checkbox"/>
156	<input type="checkbox"/>	<input checked="" type="checkbox"/>	<input checked="" type="checkbox"/>
176	<input type="checkbox"/>	<input checked="" type="checkbox"/>	<input checked="" type="checkbox"/>
196	<input type="checkbox"/>	<input checked="" type="checkbox"/>	<input checked="" type="checkbox"/>

PSW-220/696x696  
 PSW-210/696x696

## PŁYTY DO FORM

696x696

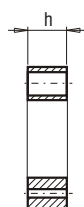
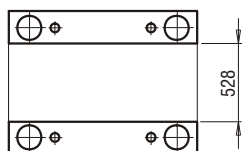
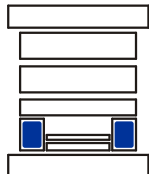
## PSW-310



PSW-310/696x696

h	1.1730	1.2312
46	<input type="checkbox"/>	<input type="checkbox"/>
56	<input type="checkbox"/>	<input type="checkbox"/>
76	<input type="checkbox"/>	<input type="checkbox"/>

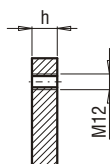
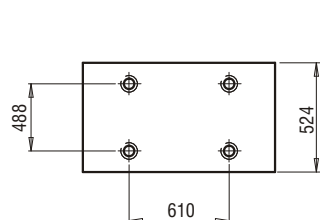
## PSW-410



PSW-410/84x696

h	1.1730
96	<input type="checkbox"/>
116	<input type="checkbox"/>
136	<input type="checkbox"/>
156	<input type="checkbox"/>

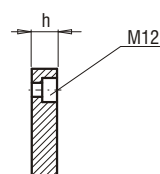
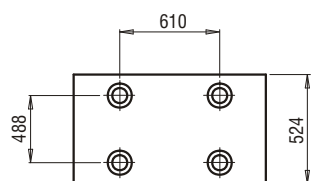
## PSW-510



PSW-510/524x696

h	1.1730
27	<input type="checkbox"/>

## PSW-610



PSW-610/524x696

h	1.1730	1.2312
36	<input type="checkbox"/>	<input type="checkbox"/>

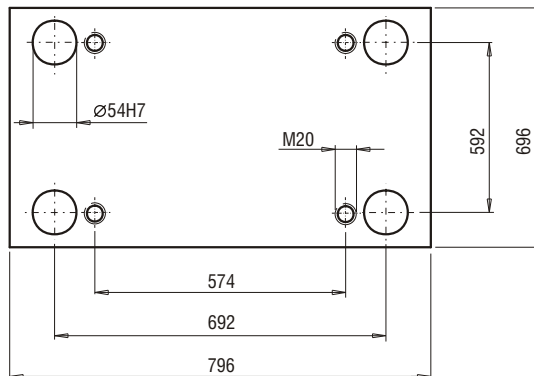
## PŁYTY DO FORM

# 696x796

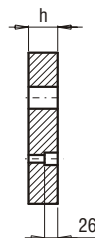
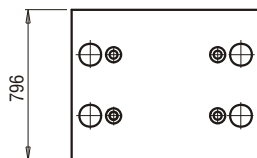
# NUMER 68

### UWAGA!

Wszystkie płyty dostępne są również w wersji bez otworów. Jesteśmy też w stanie wykonać dla Państwa niestandardowe rozmiary. W celu uzyskania dokładnych informacji, zapraszamy do kontaktu.



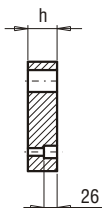
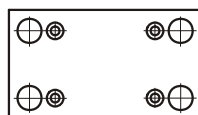
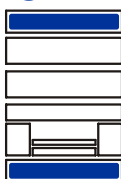
### PSW-130



h	1.1730	1.2312
76	<input type="checkbox"/>	<input type="checkbox"/>

PSW-130/796x796

### PSW-110

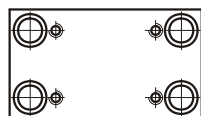


h	1.1730	1.2312
56	<input type="checkbox"/>	<input type="checkbox"/>

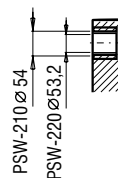
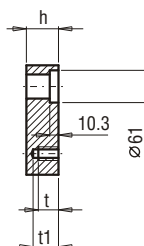
PSW-110/696x796

### PSW-210

### PSW-220



h ≥ 56 t = 32 t1 = 45



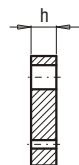
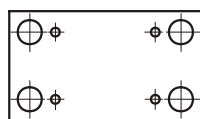
h	1.1730	1.2312	1.2311
46	<input type="checkbox"/>	<input checked="" type="checkbox"/>	<input checked="" type="checkbox"/>
56	<input type="checkbox"/>	<input checked="" type="checkbox"/>	<input checked="" type="checkbox"/>
66	<input type="checkbox"/>	<input checked="" type="checkbox"/>	<input checked="" type="checkbox"/>
76	<input type="checkbox"/>	<input checked="" type="checkbox"/>	<input checked="" type="checkbox"/>
86	<input type="checkbox"/>	<input checked="" type="checkbox"/>	<input checked="" type="checkbox"/>
96	<input type="checkbox"/>	<input checked="" type="checkbox"/>	<input checked="" type="checkbox"/>
116	<input type="checkbox"/>	<input checked="" type="checkbox"/>	<input checked="" type="checkbox"/>
136	<input type="checkbox"/>	<input checked="" type="checkbox"/>	<input checked="" type="checkbox"/>
156	<input type="checkbox"/>	<input checked="" type="checkbox"/>	<input checked="" type="checkbox"/>
176	<input type="checkbox"/>	<input checked="" type="checkbox"/>	<input checked="" type="checkbox"/>
196	<input type="checkbox"/>	<input checked="" type="checkbox"/>	<input checked="" type="checkbox"/>

- PSW-220/696x796
- PSW-210/696x796

## PŁYTY DO FORM

696x796

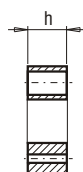
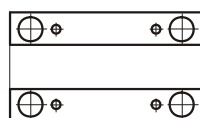
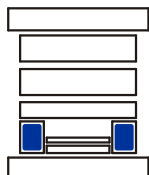
## PSW-310



PSW-310/696x796

h	1.1730	1.2312
46	<input type="checkbox"/>	<input type="checkbox"/>
56	<input type="checkbox"/>	<input type="checkbox"/>
76	<input type="checkbox"/>	<input type="checkbox"/>

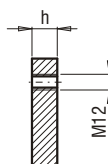
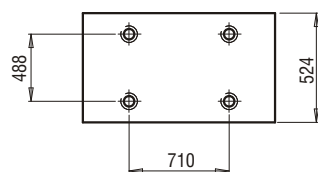
## PSW-410



PSW-410/84x796

h	1.1730
96	<input type="checkbox"/>
116	<input type="checkbox"/>
136	<input type="checkbox"/>
156	<input type="checkbox"/>

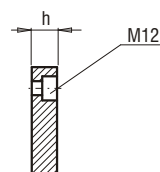
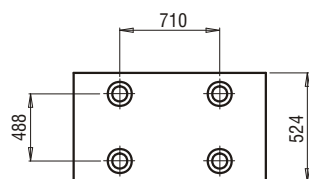
## PSW-510



PSW-510/524x796

h	1.1730
27	<input type="checkbox"/>

## PSW-610



PSW-610/524x796

h	1.1730	1.2312
36	<input type="checkbox"/>	<input type="checkbox"/>

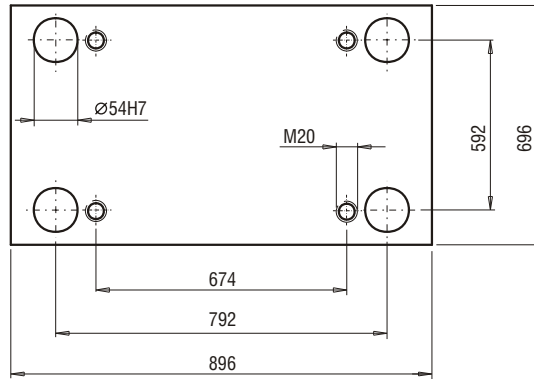
## PŁYTY DO FORM

# 696x896

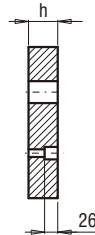
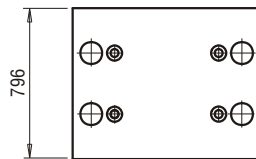
# NUMER 69

### UWAGA!

Wszystkie płyty dostępne są również w wersji bez otworów. Jesteśmy też w stanie wykonać dla Państwa niestandardowe rozmiary. W celu uzyskania dokładnych informacji, zapraszamy do kontaktu.



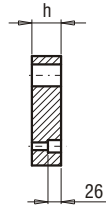
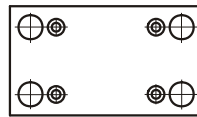
### PSW-130



h	1.1730	1.2312
76	<input type="checkbox"/>	<input type="checkbox"/>

PSW-130/796x896

### PSW-110

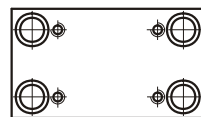


h	1.1730	1.2312
56	<input type="checkbox"/>	<input type="checkbox"/>

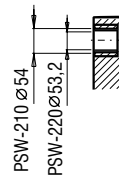
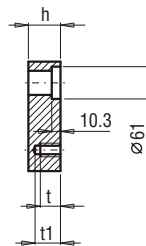
PSW-110/696x896

### PSW-210

### PSW-220



$h \geq 56$   $t=32$   $t1=45$



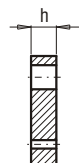
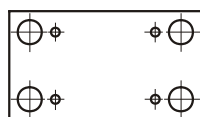
h	1.1730	1.2312	1.2311
46	<input type="checkbox"/>	<input checked="" type="checkbox"/>	<input checked="" type="checkbox"/>
56	<input type="checkbox"/>	<input checked="" type="checkbox"/>	<input checked="" type="checkbox"/>
66	<input type="checkbox"/>	<input checked="" type="checkbox"/>	<input checked="" type="checkbox"/>
76	<input type="checkbox"/>	<input checked="" type="checkbox"/>	<input checked="" type="checkbox"/>
86	<input type="checkbox"/>	<input checked="" type="checkbox"/>	<input checked="" type="checkbox"/>
96	<input type="checkbox"/>	<input checked="" type="checkbox"/>	<input checked="" type="checkbox"/>
116	<input type="checkbox"/>	<input checked="" type="checkbox"/>	<input checked="" type="checkbox"/>
136	<input type="checkbox"/>	<input checked="" type="checkbox"/>	<input checked="" type="checkbox"/>
156	<input type="checkbox"/>	<input checked="" type="checkbox"/>	<input checked="" type="checkbox"/>
176	<input type="checkbox"/>	<input checked="" type="checkbox"/>	<input checked="" type="checkbox"/>
196	<input type="checkbox"/>	<input checked="" type="checkbox"/>	<input checked="" type="checkbox"/>

- PSW-220/696x896
- PSW-210/696x896

## PŁYTY DO FORM

696x896

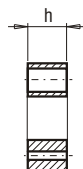
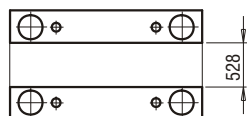
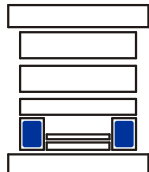
## PSW-310



PSW-310/696x896

h	1.1730	1.2312
46	<input type="checkbox"/>	<input type="checkbox"/>
56	<input type="checkbox"/>	<input type="checkbox"/>
76	<input type="checkbox"/>	<input type="checkbox"/>

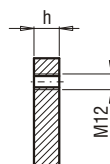
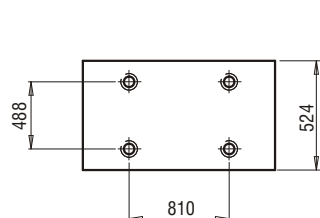
## PSW-410



PSW-410/84x896

h	1.1730
96	<input type="checkbox"/>
116	<input type="checkbox"/>
136	<input type="checkbox"/>
156	<input type="checkbox"/>

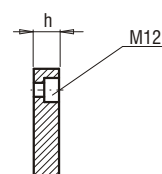
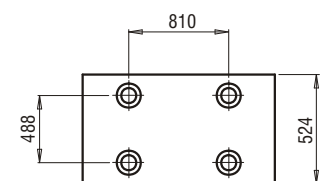
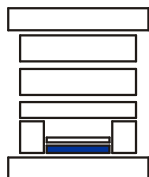
## PSW-510



PSW-510/524x896

h	1.1730
27	<input type="checkbox"/>

## PSW-610



PSW-610/524x896

h	1.1730	1.2312
36	<input type="checkbox"/>	<input type="checkbox"/>



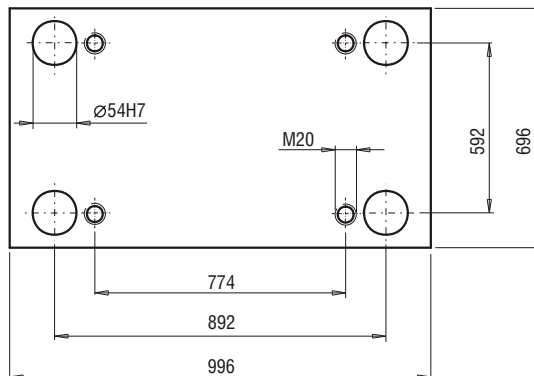
**PŁYTY DO FORM**

**696x996**

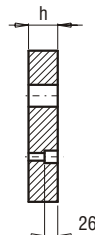
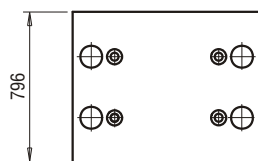
**NUMER 70**

**UWAGA!**

Wszystkie płyty dostępne są również w wersji bez otworów. Jesteśmy też w stanie wykonać dla Państwa niestandardowe rozmiary. W celu uzyskania dokładnych informacji, zapraszamy do kontaktu.



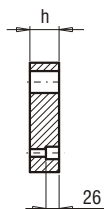
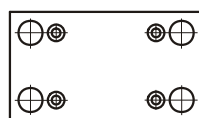
**PSW-130**



h	1.1730	1.2312
76	<input type="checkbox"/>	<input type="checkbox"/>

PSW-130/796x996

**PSW-110**

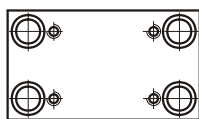
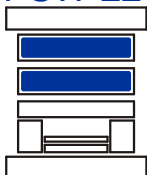


h	1.1730	1.2312
56	<input type="checkbox"/>	<input type="checkbox"/>

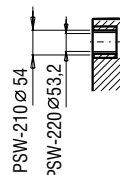
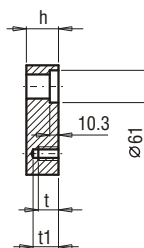
PSW-110/696x996

**PSW-210**

**PSW-220**



h ≥ 56 t = 32 t1 = 45



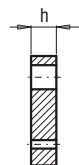
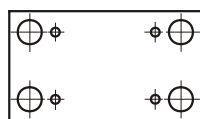
h	1.1730	1.2312	1.2311
46	<input type="checkbox"/>	<input checked="" type="checkbox"/>	<input checked="" type="checkbox"/>
56	<input type="checkbox"/>	<input checked="" type="checkbox"/>	<input checked="" type="checkbox"/>
66	<input type="checkbox"/>	<input checked="" type="checkbox"/>	<input checked="" type="checkbox"/>
76	<input type="checkbox"/>	<input checked="" type="checkbox"/>	<input checked="" type="checkbox"/>
86	<input type="checkbox"/>	<input checked="" type="checkbox"/>	<input checked="" type="checkbox"/>
96	<input type="checkbox"/>	<input checked="" type="checkbox"/>	<input checked="" type="checkbox"/>
116	<input type="checkbox"/>	<input checked="" type="checkbox"/>	<input checked="" type="checkbox"/>
136	<input type="checkbox"/>	<input checked="" type="checkbox"/>	<input checked="" type="checkbox"/>
156	<input type="checkbox"/>	<input checked="" type="checkbox"/>	<input checked="" type="checkbox"/>
176	<input type="checkbox"/>	<input checked="" type="checkbox"/>	<input checked="" type="checkbox"/>
196	<input type="checkbox"/>	<input checked="" type="checkbox"/>	<input checked="" type="checkbox"/>

- PSW-220/696x996
- PSW-210/696x996

## PŁYTY DO FORM

696x996

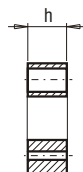
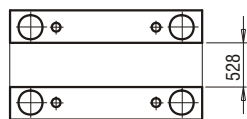
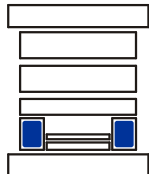
## PSW-310



PSW-310/696x996

h	1.1730	1.2312
46	<input type="checkbox"/>	<input type="checkbox"/>
56	<input type="checkbox"/>	<input type="checkbox"/>
76	<input type="checkbox"/>	<input type="checkbox"/>

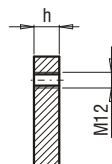
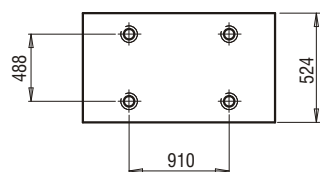
## PSW-410



PSW-410/84x996

h	1.1730
96	<input type="checkbox"/>
116	<input type="checkbox"/>
136	<input type="checkbox"/>
156	<input type="checkbox"/>

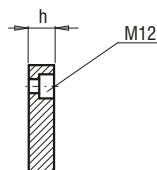
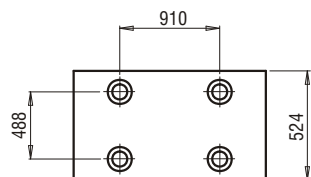
## PSW-510



PSW-510/524x996

h	1.1730
27	<input type="checkbox"/>

## PSW-610



PSW-610/524x996

h	1.1730	1.2312
36	<input type="checkbox"/>	<input type="checkbox"/>

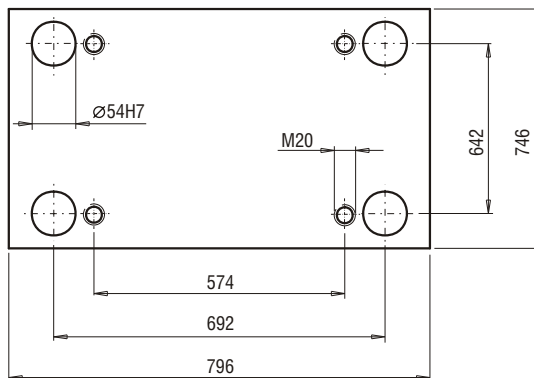
## PŁYTY DO FORM

# 746x796

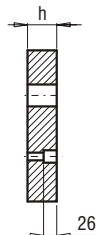
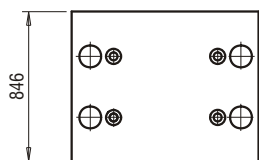
# NUMER 91

### UWAGA!

Wszystkie płyty dostępne są również w wersji bez otworów. Jesteśmy też w stanie wykonać dla Państwa niestandardowe rozmiary. W celu uzyskania dokładnych informacji, zapraszamy do kontaktu.



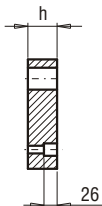
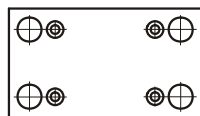
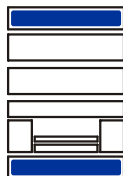
### PSW-130



h	1.1730	1.2312
76	<input type="checkbox"/>	<input type="checkbox"/>

PSW-130/846x796

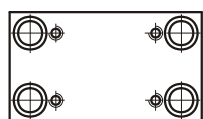
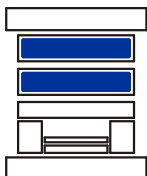
### PSW-110



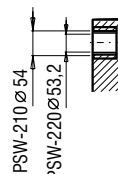
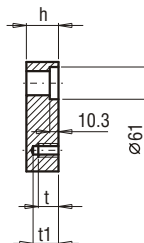
h	1.1730	1.2312
56	<input type="checkbox"/>	<input type="checkbox"/>

PSW-110/746x796

### PSW-210 PSW-220



h=46 t=46  
h≥56 t=32 t1=45



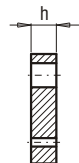
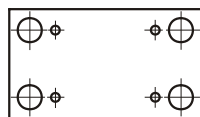
h	1.1730	1.2312	1.2311
46	<input type="checkbox"/>	<input checked="" type="checkbox"/>	<input checked="" type="checkbox"/>
56	<input type="checkbox"/>	<input checked="" type="checkbox"/>	<input checked="" type="checkbox"/>
66	<input type="checkbox"/>	<input checked="" type="checkbox"/>	<input checked="" type="checkbox"/>
76	<input type="checkbox"/>	<input checked="" type="checkbox"/>	<input checked="" type="checkbox"/>
86	<input type="checkbox"/>	<input checked="" type="checkbox"/>	<input checked="" type="checkbox"/>
96	<input type="checkbox"/>	<input checked="" type="checkbox"/>	<input checked="" type="checkbox"/>
116	<input type="checkbox"/>	<input checked="" type="checkbox"/>	<input checked="" type="checkbox"/>
136	<input type="checkbox"/>	<input checked="" type="checkbox"/>	<input checked="" type="checkbox"/>
156	<input type="checkbox"/>	<input checked="" type="checkbox"/>	<input checked="" type="checkbox"/>
176	<input type="checkbox"/>	<input checked="" type="checkbox"/>	<input checked="" type="checkbox"/>
196	<input type="checkbox"/>	<input checked="" type="checkbox"/>	<input checked="" type="checkbox"/>

- PSW-220/746x796
- PSW-210/746x796

## PŁYTY DO FORM

## 746x796

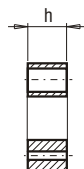
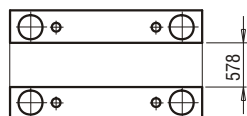
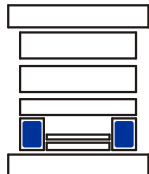
## PSW-310



PSW-310/746x796

h	1.1730	1.2312
46	<input type="checkbox"/>	<input type="checkbox"/>
56	<input type="checkbox"/>	<input type="checkbox"/>
76	<input type="checkbox"/>	<input type="checkbox"/>

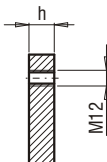
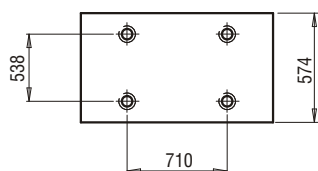
## PSW-410



PSW-410/84x796

h	1.1730
96	<input type="checkbox"/>
116	<input type="checkbox"/>
136	<input type="checkbox"/>
156	<input type="checkbox"/>

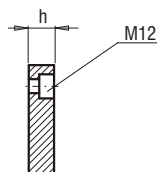
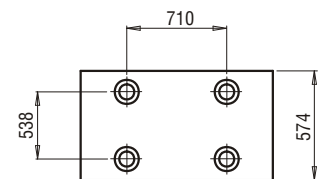
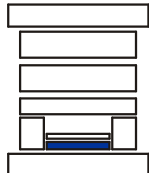
## PSW-510



PSW-510/574x796

h	1.1730
27	<input type="checkbox"/>

## PSW-610



PSW-610/574x796

h	1.1730	1.2312
36	<input type="checkbox"/>	<input type="checkbox"/>

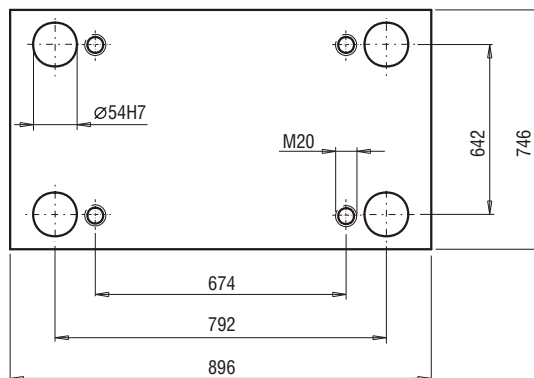
**PŁYTY DO FORM**

**746x896**

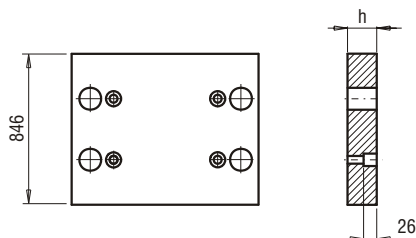
**NUMER 92**

**UWAGA!**

Wszystkie płyty dostępne są również w wersji bez otworów. Jesteśmy też w stanie wykonać dla Państwa niestandardowe rozmiary. W celu uzyskania dokładnych informacji, zapraszamy do kontaktu.



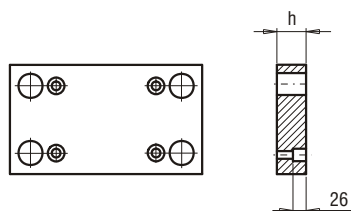
**PSW-130**



h	1.1730	1.2312
76	<input type="checkbox"/>	<input type="checkbox"/>

PSW-130/846x896

**PSW-110**

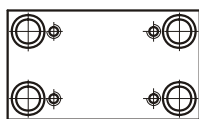
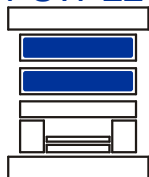


h	1.1730	1.2312
56	<input type="checkbox"/>	<input type="checkbox"/>

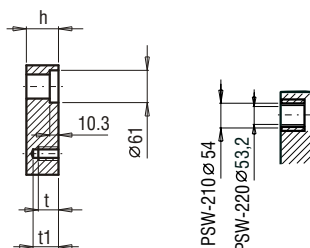
PSW-110/746x896

**PSW-210**

**PSW-220**



h=46 t=46  
h≥56 t=32 t1=45



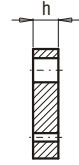
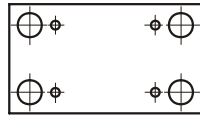
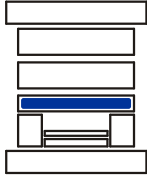
h	1.1730	1.2312	1.2311
46	<input type="checkbox"/>	<input checked="" type="checkbox"/>	<input checked="" type="checkbox"/>
56	<input type="checkbox"/>	<input checked="" type="checkbox"/>	<input checked="" type="checkbox"/>
66	<input type="checkbox"/>	<input checked="" type="checkbox"/>	<input checked="" type="checkbox"/>
76	<input type="checkbox"/>	<input checked="" type="checkbox"/>	<input checked="" type="checkbox"/>
86	<input type="checkbox"/>	<input checked="" type="checkbox"/>	<input checked="" type="checkbox"/>
96	<input type="checkbox"/>	<input checked="" type="checkbox"/>	<input checked="" type="checkbox"/>
116	<input type="checkbox"/>	<input checked="" type="checkbox"/>	<input checked="" type="checkbox"/>
136	<input type="checkbox"/>	<input checked="" type="checkbox"/>	<input checked="" type="checkbox"/>
156	<input type="checkbox"/>	<input checked="" type="checkbox"/>	<input checked="" type="checkbox"/>
176	<input type="checkbox"/>	<input checked="" type="checkbox"/>	<input checked="" type="checkbox"/>
196	<input type="checkbox"/>	<input checked="" type="checkbox"/>	<input checked="" type="checkbox"/>

PSW-220/746x896  
 PSW-210/746x896

PŁYTY DO FORM

746x896

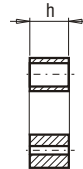
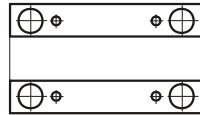
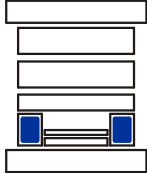
PSW-310



PSW-310/746x896

h	1.1730	1.2312
46	<input type="checkbox"/>	<input type="checkbox"/>
56	<input type="checkbox"/>	<input type="checkbox"/>
76	<input type="checkbox"/>	<input type="checkbox"/>

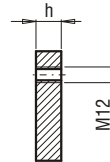
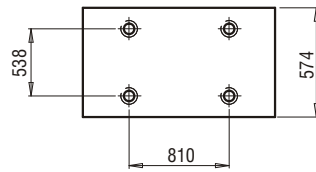
PSW-410



PSW-410/84x896

h	1.1730
96	<input type="checkbox"/>
116	<input type="checkbox"/>
136	<input type="checkbox"/>
156	<input type="checkbox"/>

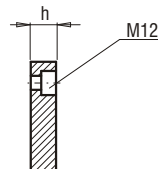
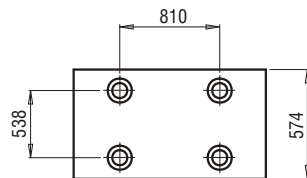
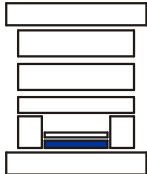
PSW-510



PSW-510/574x896

h	1.1730
27	<input type="checkbox"/>

PSW-610



PSW-610/574x896

h	1.1730	1.2312
36	<input type="checkbox"/>	<input type="checkbox"/>

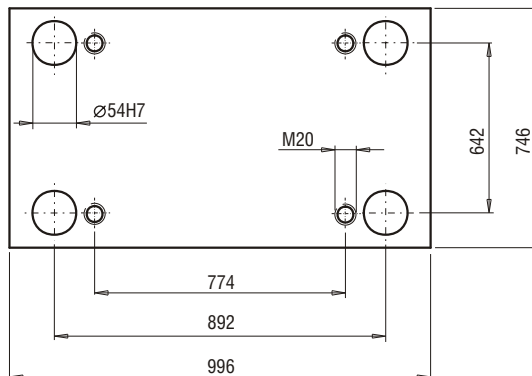
## PŁYTY DO FORM

# 746x996

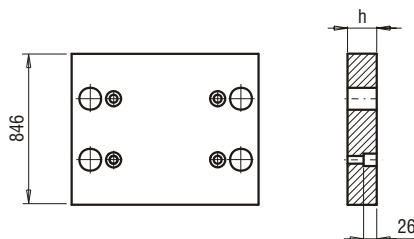
# NUMER 93

### UWAGA!

Wszystkie płyty dostępne są również w wersji bez otworów. Jesteśmy też w stanie wykonać dla Państwa niestandardowe rozmiary. W celu uzyskania dokładnych informacji, zapraszamy do kontaktu.



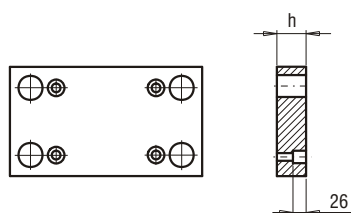
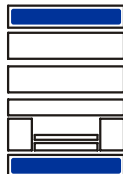
### PSW-130



h	1.1730	1.2312
76	<input type="checkbox"/>	<input type="checkbox"/>

PSW-130/846x996

### PSW-110

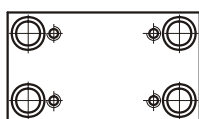


h	1.1730	1.2312
56	<input type="checkbox"/>	<input type="checkbox"/>

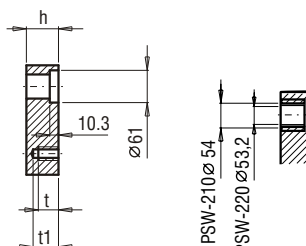
PSW-110/746x996

### PSW-210

### PSW-220



h=46 t=46  
h≥56 t=32 t1=45



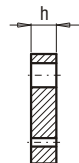
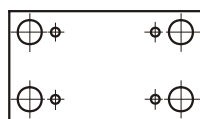
h	1.1730	1.2312	1.2311
46	<input type="checkbox"/>	<input checked="" type="checkbox"/>	<input checked="" type="checkbox"/>
56	<input type="checkbox"/>	<input checked="" type="checkbox"/>	<input checked="" type="checkbox"/>
66	<input type="checkbox"/>	<input checked="" type="checkbox"/>	<input checked="" type="checkbox"/>
76	<input type="checkbox"/>	<input checked="" type="checkbox"/>	<input checked="" type="checkbox"/>
86	<input type="checkbox"/>	<input checked="" type="checkbox"/>	<input checked="" type="checkbox"/>
96	<input type="checkbox"/>	<input checked="" type="checkbox"/>	<input checked="" type="checkbox"/>
116	<input type="checkbox"/>	<input checked="" type="checkbox"/>	<input checked="" type="checkbox"/>
136	<input type="checkbox"/>	<input checked="" type="checkbox"/>	<input checked="" type="checkbox"/>
156	<input type="checkbox"/>	<input checked="" type="checkbox"/>	<input checked="" type="checkbox"/>
176	<input type="checkbox"/>	<input checked="" type="checkbox"/>	<input checked="" type="checkbox"/>
196	<input type="checkbox"/>	<input checked="" type="checkbox"/>	<input checked="" type="checkbox"/>

- PSW-220/746x996
- PSW-210/746x996

## PŁYTY DO FORM

## 746x996

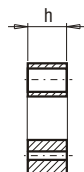
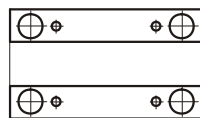
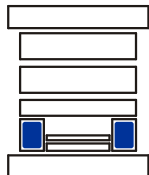
## PSW-310



PSW-310/746x996

h	1.1730	1.2312
46	<input type="checkbox"/>	<input type="checkbox"/>
56	<input type="checkbox"/>	<input type="checkbox"/>
76	<input type="checkbox"/>	<input type="checkbox"/>

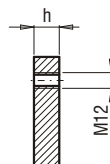
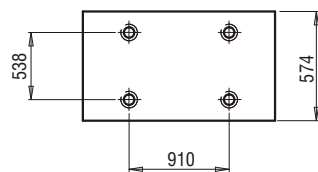
## PSW-410



PSW-410/84x996

h	1.1730
96	<input type="checkbox"/>
116	<input type="checkbox"/>
136	<input type="checkbox"/>
156	<input type="checkbox"/>

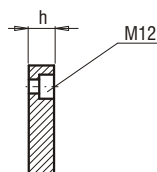
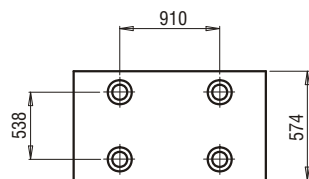
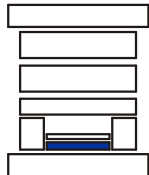
## PSW-510



PSW-510/574x996

h	1.1730
27	<input type="checkbox"/>

## PSW-610



PSW-610/574x996

h	1.1730	1.2312
36	<input type="checkbox"/>	<input type="checkbox"/>



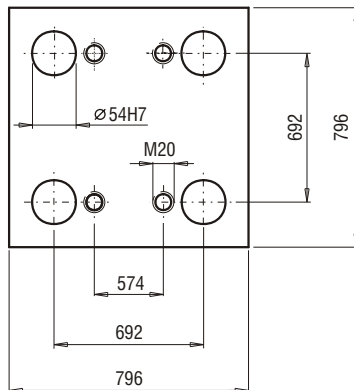
## PŁYTY DO FORM

# 796x796

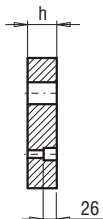
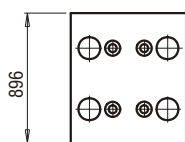
# NUMER 71

### UWAGA!

Wszystkie płyty dostępne są również w wersji bez otworów. Jesteśmy też w stanie wykonać dla Państwa niestandardowe rozmiary. W celu uzyskania dokładnych informacji, zapraszamy do kontaktu.



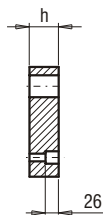
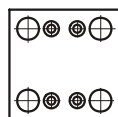
### PSW-130



h	1.1730	1.2312
76	<input type="checkbox"/>	<input type="checkbox"/>

PSW-130/896x796

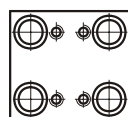
### PSW-110



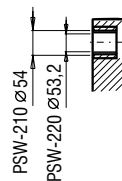
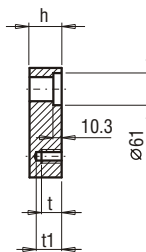
h	1.1730	1.2312
56	<input type="checkbox"/>	<input type="checkbox"/>

PSW-110/796x796

### PSW-210 PSW-220



$h \geq 56$   $t = 32$   $t_1 = 45$



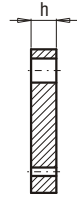
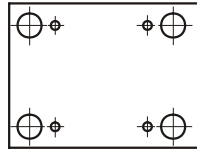
h	1.1730	1.2312	1.2311
46	<input type="checkbox"/>	<input checked="" type="checkbox"/>	<input checked="" type="checkbox"/>
56	<input type="checkbox"/>	<input checked="" type="checkbox"/>	<input checked="" type="checkbox"/>
66	<input type="checkbox"/>	<input checked="" type="checkbox"/>	<input checked="" type="checkbox"/>
76	<input type="checkbox"/>	<input checked="" type="checkbox"/>	<input checked="" type="checkbox"/>
86	<input type="checkbox"/>	<input checked="" type="checkbox"/>	<input checked="" type="checkbox"/>
96	<input type="checkbox"/>	<input checked="" type="checkbox"/>	<input checked="" type="checkbox"/>
116	<input type="checkbox"/>	<input checked="" type="checkbox"/>	<input checked="" type="checkbox"/>
136	<input type="checkbox"/>	<input checked="" type="checkbox"/>	<input checked="" type="checkbox"/>
156	<input type="checkbox"/>	<input checked="" type="checkbox"/>	<input checked="" type="checkbox"/>
176	<input type="checkbox"/>	<input checked="" type="checkbox"/>	<input checked="" type="checkbox"/>
196	<input type="checkbox"/>	<input checked="" type="checkbox"/>	<input checked="" type="checkbox"/>

PSW-220/796x796  
 PSW-210/796x796

## PŁYTY DO FORM

## 796x796

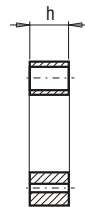
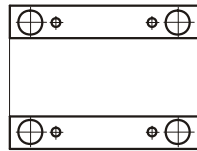
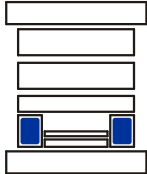
## PSW-310



PSW-310/796x796

h	1.1730	1.2312
46	<input type="checkbox"/>	<input type="checkbox"/>
56	<input type="checkbox"/>	<input type="checkbox"/>
76	<input type="checkbox"/>	<input type="checkbox"/>

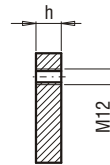
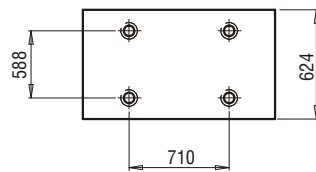
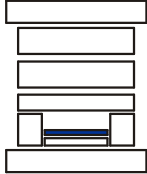
## PSW-410



PSW-410/84x796

h	1.1730
96	<input type="checkbox"/>
116	<input type="checkbox"/>
136	<input type="checkbox"/>
156	<input type="checkbox"/>

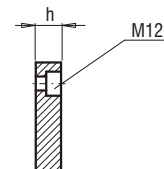
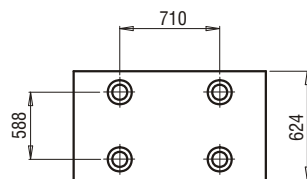
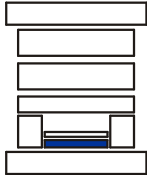
## PSW-510



PSW-510/624x796

h	1.1730
27	<input type="checkbox"/>

## PSW-610



PSW-610/624x796

h	1.1730	1.2312
46	<input type="checkbox"/>	<input type="checkbox"/>

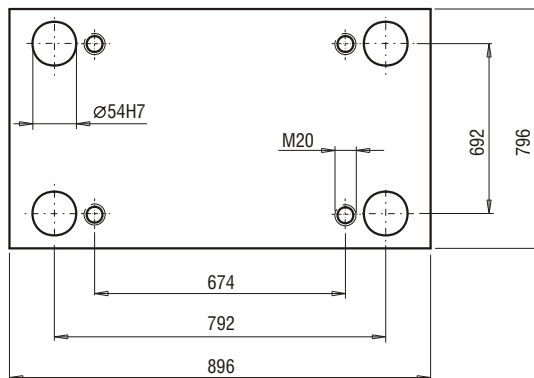
## PŁYTY DO FORM

# 796x896

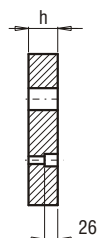
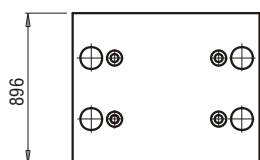
# NUMER 72

### UWAGA!

Wszystkie płyty dostępne są również w wersji bez otworów. Jesteśmy też w stanie wykonać dla Państwa niestandardowe rozmiary. W celu uzyskania dokładnych informacji, zapraszamy do kontaktu.



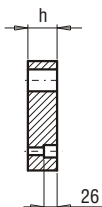
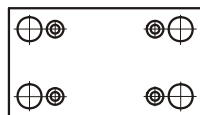
### PSW-130



h	1.1730	1.2312
76	<input type="checkbox"/>	<input type="checkbox"/>

PSW-130/896x896

### PSW-110

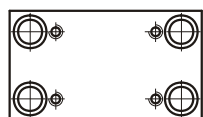


h	1.1730	1.2312
56	<input type="checkbox"/>	<input type="checkbox"/>

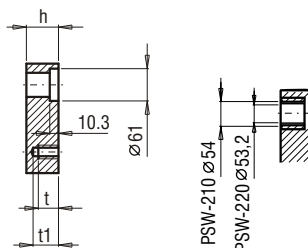
PSW-110/796x896

### PSW-210

### PSW-220



$h \geq 56$   $t=32$   $t1=45$



PSW-210  $\varnothing 54$

PSW-220  $\varnothing 53.2$

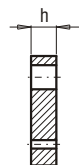
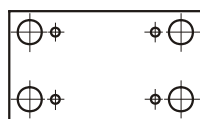
h	1.1730	1.2312	1.2311
46	<input type="checkbox"/>	<input checked="" type="checkbox"/>	<input checked="" type="checkbox"/>
56	<input type="checkbox"/>	<input checked="" type="checkbox"/>	<input checked="" type="checkbox"/>
66	<input type="checkbox"/>	<input checked="" type="checkbox"/>	<input checked="" type="checkbox"/>
76	<input type="checkbox"/>	<input checked="" type="checkbox"/>	<input checked="" type="checkbox"/>
86	<input type="checkbox"/>	<input checked="" type="checkbox"/>	<input checked="" type="checkbox"/>
96	<input type="checkbox"/>	<input checked="" type="checkbox"/>	<input checked="" type="checkbox"/>
116	<input type="checkbox"/>	<input checked="" type="checkbox"/>	<input checked="" type="checkbox"/>
136	<input type="checkbox"/>	<input checked="" type="checkbox"/>	<input checked="" type="checkbox"/>
156	<input type="checkbox"/>	<input checked="" type="checkbox"/>	<input checked="" type="checkbox"/>
176	<input type="checkbox"/>	<input checked="" type="checkbox"/>	<input checked="" type="checkbox"/>
196	<input type="checkbox"/>	<input checked="" type="checkbox"/>	<input checked="" type="checkbox"/>

- PSW-220/796x896
- PSW-210/796x896

## PŁYTY DO FORM

796x896

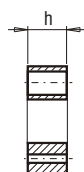
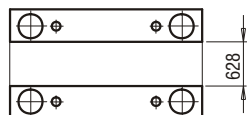
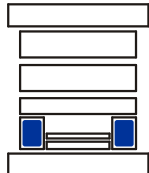
## PSW-310



PSW-310/796x896

h	1.1730	1.2312
46	<input type="checkbox"/>	<input type="checkbox"/>
56	<input type="checkbox"/>	<input type="checkbox"/>
76	<input type="checkbox"/>	<input type="checkbox"/>

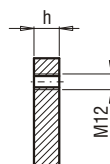
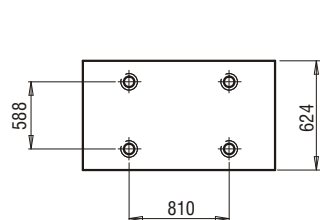
## PSW-410



PSW-410/84x896

h	1.1730
96	<input type="checkbox"/>
116	<input type="checkbox"/>
136	<input type="checkbox"/>
156	<input type="checkbox"/>

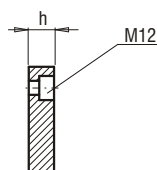
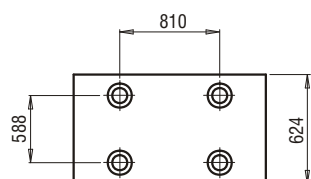
## PSW-510



PSW-510/624x896

h	1.1730
27	<input type="checkbox"/>

## PSW-610



PSW-610/624x896

h	1.1730	1.2312
46	<input type="checkbox"/>	<input type="checkbox"/>

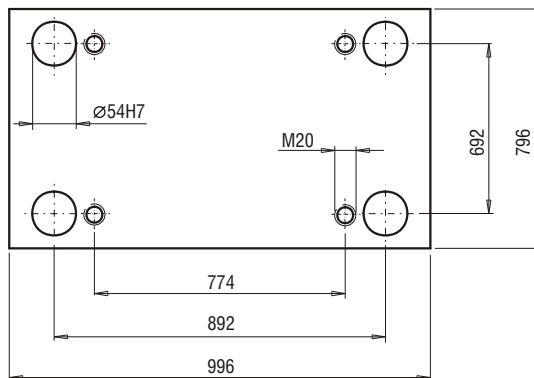
## PŁYTY DO FORM

# 796x996

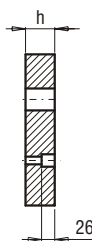
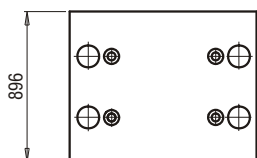
# NUMER 73

### UWAGA!

Wszystkie płyty dostępne są również w wersji bez otworów. Jesteśmy też w stanie wykonać dla Państwa niestandardowe rozmiary. W celu uzyskania dokładnych informacji, zapraszamy do kontaktu.



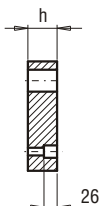
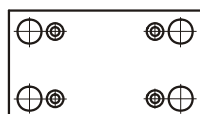
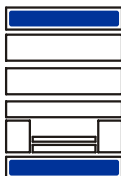
### PSW-130



h	1.1730	1.2312
76	<input type="checkbox"/>	<input type="checkbox"/>

PSW-130/896x996

### PSW-110

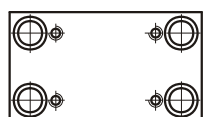
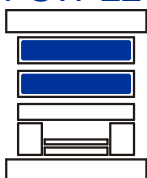


h	1.1730	1.2312
56	<input type="checkbox"/>	<input type="checkbox"/>

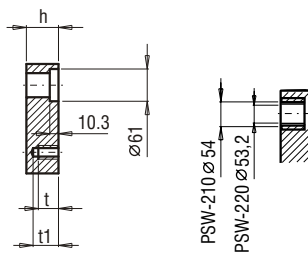
PSW-110/796x996

### PSW-210

### PSW-220



$h \geq 56$   $t = 32$   $t_1 = 45$



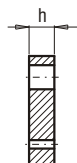
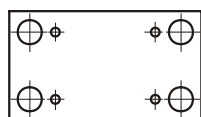
h	1.1730	1.2312	1.2311
46	<input type="checkbox"/>	<input checked="" type="checkbox"/>	<input checked="" type="checkbox"/>
56	<input type="checkbox"/>	<input checked="" type="checkbox"/>	<input checked="" type="checkbox"/>
66	<input type="checkbox"/>	<input checked="" type="checkbox"/>	<input checked="" type="checkbox"/>
76	<input type="checkbox"/>	<input checked="" type="checkbox"/>	<input checked="" type="checkbox"/>
86	<input type="checkbox"/>	<input checked="" type="checkbox"/>	<input checked="" type="checkbox"/>
96	<input type="checkbox"/>	<input checked="" type="checkbox"/>	<input checked="" type="checkbox"/>
116	<input type="checkbox"/>	<input checked="" type="checkbox"/>	<input checked="" type="checkbox"/>
136	<input type="checkbox"/>	<input checked="" type="checkbox"/>	<input checked="" type="checkbox"/>
156	<input type="checkbox"/>	<input checked="" type="checkbox"/>	<input checked="" type="checkbox"/>
176	<input type="checkbox"/>	<input checked="" type="checkbox"/>	<input checked="" type="checkbox"/>
196	<input type="checkbox"/>	<input checked="" type="checkbox"/>	<input checked="" type="checkbox"/>

- PSW-220/796x996
- PSW-210/796x996

PŁYTY DO FORM

796x996

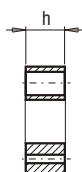
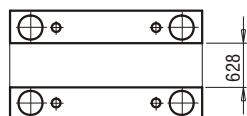
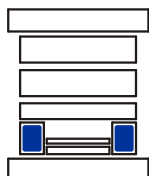
PSW-310



PSW-310/796x996

h	1.1730	1.2312
46	<input type="checkbox"/>	<input type="checkbox"/>
56	<input type="checkbox"/>	<input type="checkbox"/>
76	<input type="checkbox"/>	<input type="checkbox"/>

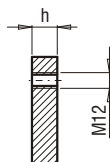
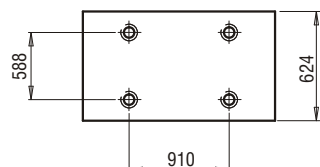
PSW-410



PSW-410/84x996

h	1.1730
96	<input type="checkbox"/>
116	<input type="checkbox"/>
136	<input type="checkbox"/>
156	<input type="checkbox"/>

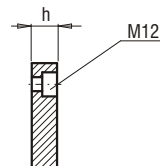
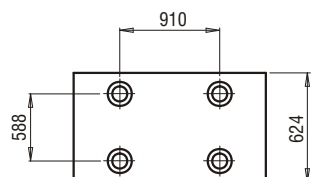
PSW-510



PSW-510/624x996

h	1.1730
27	<input type="checkbox"/>

PSW-610



PSW-610/624x996

PK 07/624x996x	h	1.1730	1.2312
	46	<input type="checkbox"/>	<input type="checkbox"/>